



Agilent J7230A

OmniBER OTN
10Gb/s communications
performance analyzer

Remote Control Manual



Agilent Technologies



Agilent J7230A
OmniBER OTN 10Gb/s

Remote Control Manual



Agilent Technologies

Notices

(c) Agilent Technologies, Inc. 2002

No part of this manual may be reproduced in any form or by any means (including electronic storage and retrieval or translation into a foreign language) without prior agreement and written consent from Agilent Technologies, Inc. as governed by United States and international copyright laws.

Manual Part Number

J7230-90031

Edition

Edition Jan 16, 2003

Printed in United Kingdom

Agilent Technologies UK Limited
Scotstoun Avenue
South Queensferry
EH30 9TG United Kingdom

Warranty

The material contained in this document is provided 'as is', and is subject to being changed, without notice, in future editions. Further, to the maximum extent permitted by applicable law, Agilent disclaims all warranties, either express or implied, with regard to this manual and any information contained herein, including but not limited to the implied warranties of merchantability and fitness for a particular purpose. Agilent shall not be liable for errors or for incidental or consequential damages in connection with the furnishing, use, or performance of this document or of any information contained herein. Should Agilent and the user have a separate written agreement with warranty terms covering the material in this document that conflict with these terms, the warranty terms in the separate agreement shall control.

Technology Licenses

The hardware and/or software described in this document are furnished under a license and may be used or copied only in accordance with the terms of such license.

Safety Notices

CAUTION

A CAUTION notice denotes a hazard. It calls attention to an operating procedure, practice, or the like that, if not correctly performed or adhered to, could result in damage to the product or loss of important data. Do not proceed beyond a CAUTION notice until the indicated conditions are fully understood and met.

WARNING

A WARNING notice denotes a hazard. It calls attention to an operating procedure, practice, or the like that, if not correctly performed or adhered to, could result in personal injury or death. Do not proceed beyond a WARNING notice until the indicated conditions are fully understood and met.

Warning Symbols Used on the Instrument



The apparatus is marked with this symbol when the user should refer to the instruction manual in order to prevent risk of harm to the operator and to protect the apparatus against damage.

Contents

1 Methods of Remote Control

Introduction	20
Connecting the Instrument via GPIB	22
Operating Distances	22
Communication with the System Controller	22
Connecting the Instrument via RS-232-C	23
Connecting the Instrument via LAN	24
Command Prompt	25
Controlling the Instrument	26
To Initialize the Instrument	28
Remote Control Hints & Tips	29
Default Settings	29
Instrument Coupling	29
Error Checking	29
Command Completion	30
Set up Delays	30
Status Registers	31
Test Period Control	32

2 Common Commands

SCPI Command Format	35
Command Syntax	35
SCPI Long Form Command Headers	36
Linking Command Statements	36
Parameters	36
Standard Query Method	37
Remote Control Commands	39
INSTRument subsystem	40
Selftest Control	40
Selftest Results	40

OUTPut subsystem - Common Commands	43
SOURce subsystem	46
SOURce subsystem - Transmitter Common Commands	47
SOURce subsystem - Clock Function Commands	48
SOURce subsystem - Pattern Commands	50
SOURce subsystem - Test Functions	53
SOURce subsystem - Transmitter Error Test Functions	54
SOURce subsystem - Transmitter Alarm Test Functions	55
Alarm Stress Control	55
INPut subsystem	59
SENSe subsystem	62
SENSe subsystem - Receiver Common Commands	63
SENSe subsystem - Pattern Commands	64
SENSe Subsystem - Data Capture Common Commands	67
SENSe subsystem - ITU Analysis Control	68
SENSe subsystem - Signal Wizard Commands	74
SSC - Structure Scope	74
FETCh Subsystem - Data Capture Results Commands	77
SENSe subsystem - Common Result Commands	78
Time Based Results	78
Total Results	78
Last Second Results	78
Service Disruption Results	79
Optical Power Result	79
Frequency Results	79
ITU Analysis Results - M.2110	80
ITU Analysis Results - M.2120	80
SENSe subsystem - Test Timing	80
SENSe subsystem - Measurement Record System	83
STATus subsystem	86
SYSTem Subsystem	88
Remote Settings	90
Logging Commands	93
SYSTem Subsystem - Trigger Output Common Commands	95

Transmitter Trigger Output Commands	95
Receiver Trigger Output Commands	96
IEEE Common Capabilities	98
*CLS	98
*ESE <numeric>	98
*ESE?	98
*ESR?	98
*IDN?	98
*LRN?	99
*OPC	99
*OPC?	99
*OPT?	99
*PSC <numeric>	99
*PSC?	100
*RCL <numeric>	100
*RST	100
*SAV <numeric>	100
*SRE <numeric>	100
*SRE?	100
*STB?	101
*TRG	101
*TRG?	101
*WAI	101
*TST	101
*TST?	101

3 OTN Command Reference

OTN Command Reference	105
SOURce subsystem - Transmitter OTN Settings Commands	106
SOURce subsystem - Transmitter OTN Overhead Setup Commands	108
Overhead Byte Setup	108
Overhead Sequence Setup	111
SOURce subsystem - Transmitter Error Test Function	115
SOURce subsystem - Transmitter Alarm Test Functions	121

SOURce subsystem - Transmitter Frequency Offset Commands	126
SOURce subsystem - Transmitter GCC Insert Commands	128
SENSE subsystem - Receiver OTN Settings Commands	129
SENSe subsystem - Receiver GCC Drop Commands	131
SENSe subsystem - Data Capture Commands	132
SENSe subsystem - Receiver Overhead Monitor Commands	134
SENSe Subsystem - Signal Wizard OTN Frame Layer	137
SENSe subsystem - Result Returning Commands	138
OTN Last second Results	138
OTU Last second Results	138
ODU Last second Results	138
OTN Total Results	139
OTU Total Results	139
ODU Total Results	139
OTN Alarm Seconds Results	140
OTU Alarm Seconds Results	140
ODU Alarm Seconds Results	140
Implied Payload Offset Result	141
FETCh subsystem	142
OTN Overhead Monitor	142
OTN Overhead Trace Messages	143
OTN Data Capture	145
OTN Overhead Sequence Capture	146
FETCh Subsystem - Signal Wizard OTN Frame Layer	149
SYSTem Subsystem - Trigger Output OTN Commands	150

4 PDH/DSn Command Reference

OUTPut subsystem	155
SOURce subsystem - Transmitter Settings	156
Payload Commands	156
SOURce subsystem - Transmitter Test Signal Set up	158
SOURce subsystem - Transmitter Overhead Set up	163
Signaling Bits	163
Spare Bits	164

DS1 Loop Codes	167
DS3 FEAC Codes	170
SOURce subsystem - Clock Offset Test Function	175
SOURce subsystem - Transmitter Error Test Functions	176
SOURce subsystem - Transmitter Alarm Test Functions	181
INPut subsystem	184
SENSE subsystem - Receiver Settings	185
Payload Commands	185
SENSE subsystem - Receiver Test Signal Set Up	187
DS1 Loop Codes	191
SENSE subsystem - Result Returning Commands	193
Structured PDH Error Results	193
Structured PDH Analysis Results	193
Structured PDH Alarm Seconds Results	195

5 SDH Command Reference

SDH Command Reference	199
OUTPut subsystem	200
SOURce subsystem - Transmitter Settings	201
Mapping Settings	201
Mixed Mappings Settings	202
AUG Numbering Selection	203
Tandem Connection Monitoring (TCM)	205
AU Layer Selection	206
TU Layer Selection	206
Payload Layer Selection	207
TUG Channel	207
Background Settings	209
SOURce subsystem - Transmitter Overhead Set up	211
Overhead Sequences Commands	226
SOURce subsystem - Clock Offset Test Function	230
SOURce subsystem - Transmitter Error Test Functions	231
SOURce subsystem - Transmitter Alarm Test Functions	236
SOURce subsystem - Pointer Adjust Test Functions	240

SOURce subsystem - APS Messages	244
SOURce subsystem - DCC Insertion	251
SENSe subsystem - Receiver Settings	252
Mapping Settings	252
Tandem Connection Monitoring (TCM)	253
AU Layer Selection	254
TU Layer Selection	254
Payload Layer Selection	255
TUG Channel	256
SENSe subsystem - Receiver Overhead Monitor	257
Trace Identifier Mismatch Commands	257
SENSe subsystem - Data Capture Commands	261
SENSe subsystem - Receiver SDH Overhead Monitor Commands	263
SENSe Subsystem - Signal Wizard SDH Frame Layer	266
AU - AU Layer	266
AU - AU Layer [SENSe:DATA?]	269
SENSe subsystem - Result Returning Commands	271
SDH Error Results	271
SDH Analysis Results	271
SDH Pointer Activity Results	273
SDH Alarm Seconds Results	274
FETCh subsystem	276
SDH Data Capture Results	276
SDH Overhead Bytes	277
SDH Labelled Overhead Bytes	279
SDH Overhead Trace Messages	280
SDH Overhead Sequence Capture Results	282
FETCh Subsystem - Signal Wizard SDH Frame Layer	285
AU - AU Layer	285
SYSTem Subsystem - SDH Trigger Output Commands	287

6 SONET Command Reference

OUTPut subsystem	293
SOURce subsystem - Transmitter Settings	294

Mapping Settings	294
Mixed Mappings Settings	295
SPE Layer Selection	296
VT Layer Selection	297
Payload Layer Selection	298
VT Group	298
Background Settings	300
SOURce subsystem - Transmitter Overhead Set up	301
Overhead Sequences Commands	310
SOURce subsystem - Clock Offset Test Function	314
SOURce subsystem - Transmitter Error Test Functions	315
SOURce subsystem - Transmitter Alarm Test Functions	319
SOURce subsystem - Pointer Adjust Test Functions	322
SOURce subsystem - APS Messages	326
SOURce subsystem - DCC Insertion	333
SENSe subsystem - Receiver Settings	334
Mapping Settings	334
SPE Layer Selection	334
VT Layer Selection	336
Payload Layer Selection	336
VT Group	337
SENSe subsystem - Receiver Overhead Monitor	338
Trace Identifier Mismatch Commands	338
SENSe subsystem - Data Capture Commands	342
SENSe subsystem - Receiver SONET Overhead Monitor Commands	344
SENSe Subsystem - Signal Wizard SONET Frame Layer	347
STS - STS Layer	347
STS - STS Layer [SENSe:DATA?]	349
SENSe subsystem - Result Returning Commands	352
SONET Error Results	352
SONET Analysis Results	352
SONET Pointer Activity Results	354
SONET Alarm Seconds Results	354
FETCh subsystem	356

SONET Data Capture	356
SONET Overhead Bytes	357
SONET Labelled Overhead Bytes	359
SONET Overhead Trace Messages	360
SONET Overhead Sequence Capture Commands	361
FETCh Subsystem - Signal Wizard SONET Frame Layer	364
STS - STS Layer	364
SYSTem Subsystem - SONET Trigger Output Commands	366

7 Unframed Command Reference

Unframed Command Reference	371
SOURce subsystem - Transmitter UNFRamed Settings Commands	372
SOURce subsystem - Transmitter Error Test Function Commands	373
SOURce subsystem - Frequency Offset Test Function	376
SENSe subsystem - Receiver UNFRamed Settings Commands	377

8 Status Reporting

Status Reporting	381
General Status Register	381
Status Byte	382
Standard Event Status Register	383
QUEStionable Status Register	384
OPERation Status Register	385
INSTRument Status Register	386
DATA Status Register	387
ISUMmary Status Register	388
SSUMmary Status Register	389
SDH Status Register	390
SDH2 Status Register	392
SDH3 Status Register	393
SDH4 Status Register	394
SONet Status Register	395
SONet2 Status Register	396
SONet3 Status Register	398

SONet4 Status Register	399
OTNSummary Status Register	400
OTN Status Register	401
OTUNit Status Register	402
ODUNit Status Register	403
SPDH Status Register	404
M140 Status Register	406
M34 Status Register	407
M8 Status Register	408
M2 Status Register	409
DS3 Status Register	410
DS2 Status Register	411
DS1 Status Register	412
PMASk Status Register	413
Status Register Hierarchy	415
Programmed Status Reporting	418
Programming Interrupts	418
LOS + LOF	418
Interpreting Interrupts	419

9 General Information

SCPI Overview	423
GPIB Universal Commands	424
Device Clear (CLEAR)	424
Serial Poll (SPOLL)	424
Remote Enable (REMOTE)	424
Local Lockout (LOCAL LOCKOUT)	425
Local (LOCAL)	425

10 Backwards Compatibility

Backwards Compatibility	429
Commands Provided for Backward Compatibility	432
:FETCh	432
:INPut:TELEcom	435

:INSTRument 437
 :OUTPut:TELEcom 437
 :SOURce:CLOCK 440
 :SOURce:DATA:TELEcom 442
 :SOURce:DATA:TELEcom:SDH|SONet 443
 Alarm and Error Generation 444
 Background 448
 Mapping 449
 MSP (APS) Messages 451
 Overhead 453
 Payload 455
 Pointer 457
 Path Overhead 460
 Tandem Connection Monitoring 464
 Functions 465
 :SOURce:DATA:TELEcom:PDH 466
 General Commands 466
 Structured Test Signal 467
 Alarm and Error Generation 468
 Signaling Bits 471
 DS3 FEAC 471
 Spare Bits 472
 DS1 Loopcodes 473
 Patterns (Out Of Service) 473
 :SENSe:DATA:TELEcom 474
 :SENSe:DATA:TELEcom:SDH|SONet 475
 Mapping 476
 Payload 477
 Tandem Connection Monitoring 480
 Functions 480
 :SENSe:DATA:TELEcom:PDH 481
 General Commands 481
 Structured Test Signal 482
 DS1 Loopcodes 483

ITU Analysis Control	483
Patterns (Out Of Service)	485
:SYSTem	487
Results Provided for Backward Compatibility	489
Alarm Seconds	489
Backwards Compatibility of STATus commands	492
Commands	492
Non Supported Registers	492
Reused Registers	492
INSTrument Status Register	493
DATA Status Register	493
ISUMmary Status Register	493
SDH SONet Status Register	493
SDH2 SONet2 Status Register	494
SDH3 SONet3 Status Register	494
SPDH Status Register	494
M140 Status Register	495
M34 Status Register	495
M8 Status Register	495
M2 Status Register	496
DS3 Status Register	496
DS1 Status Register	496
OmniBER 718 Features/Commands Not Supported	497
Alarm Scan	497
ATM	497
External Clock Level	497
Jitter	497
Optical Stress Test	498
Overhead BER	498
Packet over SONET	498
PDH Equalisation	498
PDH Signaling	498
Pointer Sequences	498
Protected Monitor points	499

Round Trip Delay	499
Short term gating	499
Suppression of results	499
64kbit/s external clock format	499
Thru mode payload overwrite	499
Other commands	500
OmniBER 718 SENSE:DATA Results Not Supported	501
ATM	501
G826 ANALysis Results	501
Jitter	501
Overhead BER	501
Packet over SONET	501
Round Trip Delay	502
OmniBER 718 features with no SCPI support	503
Beep on error	503
Floppy Disk Control	503
Keyboard lock	503
Selftest Wavelength selection	503
Stored Settings	503
Trouble Scan	503
Workarounds for Incompatible OmniBER 718 Commands	505
DS3 FEAC	505
Overhead Data	505
Pointer Graph	505
Printer and Logging Control	505
PDH Output STATE	505
Stored Measurement Graphics	506
Trace messages	506
Workarounds for Incompatible OmniBER 718 SENSE:DATA Results	508
Alarm Seconds	508


11 SCPI Error Messages

SCPI Error Messages	513
No Error	514

Command Errors [-199, -100]	515
Execution Errors [-299, -200]	521
Query Errors [-399, -300]	528
Query Errors [-499, -400]	530

12 General Index

13 Command Index



1

Methods of Remote Control

Introduction	20
Connecting the Instrument via GPIB	22
Connecting the Instrument via RS-232-C	23
Connecting the Instrument via LAN	24
Command Prompt	25
Controlling the Instrument	26
To Initialize the Instrument	28
Remote Control Hints & Tips	29



1 Methods of Remote Control

Introduction

The Instrument can be remotely controlled in one of four ways, each of which is configured via the Remote Control Setup dialog which is available from the main menu.

GPIB	Provides a parallel interface that allows the connection of other devices to the system for example: Frequency Counter; Printer; Signal Generator. Allows great flexibility in communicating data and controlling data and provides one of the easiest methods of constructing automatic systems. If long distance communication is required, suitable GPIB Extenders must be connected within the test system at both ends of the communication link.
RS-232-C	Provides a serial interface that can be connected directly to the RS-232-C port of a terminal or computer. Only the controller and the Instrument can be connected within the system. If long distance communication is required, the Instrument can be connected directly to the RS-232-C port of a Modem and controlled via a telephone line.
LAN	Provides a parallel interface that allows the connection of other instruments and controllers to the system

1 Methods of Remote Control

for example: workstations; other instruments; other test sets that have a LAN interface.

Connecting the Instrument via GPIB

The following points should be considered when connecting the Instrument via GPIB:

- Operating distances
- Communication with the system controller

Operating Distances

1. The total length of GPIB cable must not exceed 2 meters (6 feet) * the number of devices in the system.
2. The total length of GPIB cable, used to interconnect all devices in the system, must not exceed 20 meters (65 feet).

Operating distances can be increased by using GPIB Extenders.

Communication with the System Controller

Each device in the system must have a unique address to allow the controller to access each one individually. Any address in the range 0 to 30 can be selected.

Connecting the Instrument via RS-232-C

Remote control via RS-232-C requires that the Instrument RS 232-C interface settings match those of the controller. The Instrument acts as a DTE (Data Terminal Equipment).

Table 1-1 Instrument RS-232-C port connections

Instrument Pin #	Signal	Input/Output
1	DCD	Input
2	RXD	Input
3	TXD	Output
4	DTR	Output
5	GND	GND
6	DSR	Input
7	RTS	Output
8	CTS	Input
9	N/A	N/A

Connecting the Instrument via LAN

Obtain the following information from your LAN System Administrator before connecting to the LAN:

- IP address (Example 156.144.180.205)
- Subnet Mask (Example 255.255.248.000).
- Default Gateway IP Address (Example 156.144.176.100).

The PORT NUMBER has a default value of 5001. A unique MAC ADDRESS is assigned to the Instrument at the time of shipment.

Now configure the Instrument to accept the IP address, Subnet Mask, Default Gateway IP Address and new Port Number as required.

Connect the Instrument LAN interface to the LAN network.

Command Prompt

Available for LAN and RS-232-C.

The Command Prompt mode allows the instrument to be controlled interactively and provides the following features:

- When connection is established the Instrument responds with a prompt string.
- Characters sent to the Instrument are echoed back to the terminal. If a command is wrongly entered then the Status Byte (STB) is flagged as follows:

STB: [EEQ]

This shows that the EEQ bit is set, indicating a message in the error/event queue. This can be retrieved using the command SYST:ERR?

Controlling the Instrument

The simplest way to verify the connection and become familiar with remote RS-232-C operation is to send a few commands and observe their effect. In this example using a terminal we will

- Take the Instrument under remote control
- Initialize the Instrument
- Read the contents of the error register
- Start a test period
- Add errors
- Obtain the result (Option dependent)
- Return the Instrument to local operation

Table 1-2 Example sequence of SCPI commands

Terminal Input	Comment
:SYST:REM	Takes the Instrument under remote control. An indicator will light.
*RST	Default settings, registers cleared.
:SYST:ERR?	The SCPI Error Message and number can be read, even in local operation mode. (+0, "No error")
:SENS:DATA:TEL:TEST:TYPE MAN	Selects a manual test period.
:SENS:DATA:TEL:TEST ON	Starts the manual test period.
:SOUR:DATA:TEL:ERR:SING	Adds a single bit error.
:SOUR:DATA:TEL:ERR:SING	Adds a single bit error.
:SOUR:DATA:TEL:ERR:SING	Adds a single bit error.
:SENS:DATA:TEL:TEST OFF	Halts the manual test period.

1 Methods of Remote Control

:SENS:DATA? "ECO:BIT"	Returns the bit error count in numeric form, in this example 3.
:SYST:LOC	Returns the Instrument to local control. The remote indicator is extinguished.

To Initialize the Instrument

Regardless of the current set up, the following command will initialize the Instrument. It sets the Instrument to the factory default settings and clears all registers. It will halt any applications currently running.

*RST

It is recommended that you do not rely on default settings but program each setting to what you require.

Remote Control Hints & Tips

This section gives some Hints & Tips on how to control the Instrument via remote control. Before writing any program to control the Instrument it may help to manually go through the steps required to set up the desired configuration. The order in which you should send the corresponding SCPI commands will usually follow the order in which you set up the Instrument from the Front Panel.

Default Settings

In general, default settings should not be assumed. It is recommended that each instrument setting should be explicitly programmed to the desired value.

Also commands that affect higher level settings such as Signal Rate or Payload Type should be sent before commands to set up lower level settings e.g. Pattern. This is because, in some cases, higher level setting changes can affect the values of lower settings.

Instrument Coupling

If you wish to set the Instrument Transmitter and Receiver to the same settings then you can save time by selecting Transmitter/Receiver Coupling. Depending upon the direction of coupling set (ie Tx to Rx or Rx to Tx), programming either the Receiver or the Transmitter will cause the coupled Transmitter or Receiver to be similarly programmed.

To turn coupling on use the command
:INSTRument:COUPLE

Error Checking

It is recommended that, when sending SCPI commands to the Instrument, you also periodically send the SYSTem:ERRor? command to check for any Remote Control Errors reported by the instrument.

This command returns 0, "No Error" if there are no errors in the error queue. If the SYSTem:ERRor? command is sent after every set up command then it makes debugging any reported

errors much easier since you will know exactly which command caused the error.

The actual error queue within the Instrument can be cleared by sending the *CLS command.

Command Completion

When programming the instrument over RS-232-C, it is important to realize that a buffer exists in the Instrument between the RS-232-C port and the SCPI parser.

The effect of this is that even if the Instrument accepts the last character of a command, it cannot be assumed that it will immediately be executed - there could be several commands ahead of this one waiting in the buffer.

If you need to know when a command, or sequence of commands has been accepted by the instrument, follow them with a query command. When the response to the query command is returned, then you know that all commands prior to that have been executed.

Suitable query commands to use are *OPC? or SYS-Tem:ERRor? (which also gives the additional benefit of error checking as described above).

Note that this effect does not apply with GPIB. When GPIB is used to remotely control the Instrument then, after the last character of a SCPI command has been accepted by the instrument, its execution is imminent. However, it is still good practice to send SYSTem:ERRor? after each command in order to check for error free completion.

Set up Delays

Even after the Instrument has accepted a SCPI command it may take some time for it to execute the requested operation (e.g. payload change, single error add). It is therefore recommended that at least 250 ms is allowed after the command has completed before expecting the instrument operation to occur. One way of determining if such delays exist is to perform the desired operation manually using the Instrument's Front Panel and checking if there is any noticeable delay in execu-

tion.

Status Registers

Status registers in general are only updated every 100 ms by the Instrument. Therefore you should avoid reading them any faster than that since, although it does not do any harm if they are read faster, it means that less processing power will be available to update the display.

If you need to detect a status register bit that is momentarily changing state, avoid using the condition register in the hope of catching both states. Instead it is much better to program the PTRansition and NTRansition registers to catch the event of interest, and then use the event register to monitor for the event.

For example, say you wished to detect when the K1 and K2 bytes in the Multiplex Section Line Overhead of a STM-1/STS-3 signal have changed. There is a K1K2 bit defined (DB6) in the SDH2/SONet2 Status Register that is set when these bytes change value.

However, if you monitored the SDH2/SONet2 status register simply by sending the STATus:SDH2:CONDition? or STATus:SON2:CONDition? command then it is very likely that you would miss any transition in the K1K2 bit.

A better method is as follows.

1. Set transition filter to pass positive transitions in K1K2 (DB6)
:STATus:SDH2:PTR 64;NTR 0
2. Periodically read SDH2 event register.
:STATus:SDH2:EVENT?
3. Periodically read SONet2 event register
:STATus:SONet2:EVENT?
4. Check for K1K2 (DB6) being set.

Using this technique you will detect any changes in the K1 and

K2 bytes.

If you needed to monitor a number of status bits then using this method would not be ideal since it would have the disadvantage of having to regularly read a number of status registers. A general rule is to minimize the number of status register reads required and, to achieve this, use can be made of the Summary registers. For details on how to use the Summary registers and also the SRQ mechanism (GPIB only) see "Programmed Status Reporting".


Test Period Control

There are a number of status register bits that can be used to indicate the state of the Instrument's measurement system.

When you send the start Test Period command to the Instrument you should check the MEAS bit (DB4) in the OPERATION status register. This is because the Instrument takes a finite period of time to start the Test Period. When the MEAS bit is set to one it means that the Instrument is in the Test Period.

If it is required to retrieve Last second results while the Instrument is in the Test Period then the STP bit (DB6) in the INSTRUMENT status register can be used to determine when last second results can be read i.e. when the first last second test period has completed.

The EOT bit (DB2) in the INSTRUMENT status register can be used to determine when the Instrument Test Period period is complete.



2

Common Commands

SCPI Command Format	35
Remote Control Commands	39
INSTRument subsystem	40
OUTPut subsystem - Common Commands	43
SOURce subsystem	46
SOURce subsystem - Transmitter Common Commands	47
SOURce subsystem - Clock Function Commands	48
SOURce subsystem - Pattern Commands	50
SOURce subsystem - Test Functions	53
SOURce subsystem - Transmitter Error Test Functions	54
SOURce subsystem - Transmitter Alarm Test Functions	55
INPut subsystem	59
SENSe subsystem	62
SENSe subsystem - Receiver Common Commands	63
SENSe subsystem - Pattern Commands	64
SENSe Subsystem - Data Capture Common Commands	67
SENSe subsystem - Signal Wizard Commands	74
FETCh Subsystem - Data Capture Results Commands	77
SENSe subsystem - Common Result Commands	78
STATus subsystem	86
SYSTem Subsystem	88
SYSTem Subsystem - Trigger Output Common Commands	95
IEEE Common Capabilities	98

This chapter contains general information on SCPI commands, and detailed information on the commands that are common for all types of instrument operation.



SCPI Command Format

Instrument functions such as making measurements, retrieving data, and querying status, are performed by stringing together SCPI "nodes" into commands. The SCPI commands are based on a hierarchical structure called a "subsystem" that comprises a top level "root" node and one or more lower-level nodes and their parameters as follows:

`:INPut:TELEcom:CODE <CMI> or <AMI> or <HDB3>`

`:INPut` is the root node

`:TELEcom` is a second level node

`:CODE` is a third level node

CMI, AMI and HDB3 are parameters of the third-level:CODE node.

Command Syntax

Commands are shown as a mix of upper and lowercase characters.

Commands can be abbreviated for shorter program line lengths. The uppercase characters define the abbreviated form of the command.

Commands are formed by linking the root node with lower-level nodes. A colon (:) is used to link nodes. If the command requires a parameter, a space must separate the lowest level node and the parameter. If there is more than one parameter, a comma (,) is used to separate the parameters.

Examples of typical commands and their abbreviated form are shown below:

<code>:INPut:TELEcom:CODE AMI</code>	full form
<code>:INP:TEL:CODE AMI</code>	abbreviated form
<code>:SOURce:DATA:TELEcom:PATTern PRBS23</code>	full form
<code>:SOUR:DATA:TEL:PATT PRBS23</code>	abbreviated form

SCPI Long Form Command Headers

The general rule for SCPI long form command nodes that are greater than four characters in length is as follows:

Abbreviated short form mnemonics - the first four characters from the long form mode are used unless the fourth character is a vowel. In such cases, the vowel is dropped and only the first three characters are used.

If the node is four characters long then all four characters are used, irrespective of whether the fourth character is a vowel or not.

Linking Command Statements

Command statements can be linked using semicolons (;). For example:

```
:INPut:TELEcom:CODE
AMI;:SOURce:DATA:TELEcom:PATtern PRBS23
```

Parameters

In this manual, parameters are shown in angled brackets < >. There are five parameter types used in commands as listed in table 2-1.

Table 2-1 Parameter Types

Parameter Types	Description
<numeric>	All commonly used decimal numbers including optional signs, decimal points, and scientific notation. Examples are 123, 123E2, -123, -1.23E2, .123, .123E2 and 1.2300E-01. Special cases include MINimum and MAXimum. A numeric parameter can also be specified in hex, octal, and/or binary. Examples are #H7B, #Q173 and

	#B11110111.
<boolean>	A single binary condition that is either true or false. Examples are ON, OFF, 1 and 0.
<discrete>	Values that are represented by a string of alphanumeric characters. Examples are INTernal and EXTernal.
<string>	Any set of ASCII characters enclosed within single quotes or double quotes. Examples are '1111111111111111' and "0000000000000000".
<block>	Used to transfer large quantities of related data. Blocks can be sent as definite length blocks (#<numeric><numeric>) or indefinite length blocks (#0).

Occasionally, a command may use more than one parameter of the same type. When this occurs, the order of the parameters used in the command will map to the order of the individual parameter descriptions.

Standard Query Method

In this manual, commands that can be used to both set and query values use a standard format. These commands will be marked with the text:

"This command has an equivalent query which is defined using the standard query method."

To query one of these commands, call the command in the same way as the set method but append a "?" at the end of the command name and before any parameters.

You will pass all parameters to the command as before except the last one as this will be the return value of the query. E.g. ABCD:EFGHij <1>, <2>, <3> -> ABCD:EFGHij? <1>, <2> and returns <3>

Examples:

:SOURce:CLOCK:SOURce <discrete> set command becomes
:SOURce:CLOCK:SOURce? and returns the value <discrete>

:SOURce:DATA:TELEcom:SDH:TUG3:BACKground:PAYLoad:P
ATTern <numeric>, <discrete> set command becomes
:SOURce:DATA:TELEcom:SDH:TUG3:BACKground:PAYLoad:P
ATTern? <numeric> and returns the value <discrete>.

Remote Control Commands

The remote control commands in this manual have been grouped into Sections that relate to instrument functions. These have then been split into Subsystems.

The Subsystems used in the Instrument are listed in table 2-2.

Table 2-2 SCPI Subsystems

Instrument Functions	Subsystem
To control SIGNAL OUT port	:OUTPut
To control instrument coupling.	:INSTrument
To control the transmitter data.	:SOURce
To control the SIGNAL IN port.	:INPut
To control the receiver results and graphics	:SENSe
To obtain results directly accumulated by the instrument.	:FETCh
To control the instrument misc. functions eg data setting.	:SYSTem
To control Status Reporting.	:STATus

INSTRument subsystem

The INSTRument subsystem is used to control the coupling between the transmitter and the receiver.

:INSTRument:COUPlE <discrete>

<discrete> =	OFF	Independent
	TXRX	Coupled Tx to Rx
	RXTX	Coupled Rx to Tx

After a reset the receiver and transmitter coupling will be OFF. If the instrument is testing and the receiver and transmitter are coupled, changing certain transmitter settings will generate an error because the coupled receiver setting cannot be changed because of testing lock.

:INSTRument:COUPlE?

Returns: <discrete>

Selftest Control

*TST

This command initiates a selftest with Test Group. It forces the run all-tests/selectedtest selection to all-tests. The selftest will stop when the first of the three events below occurs:

- Five selftest errors have been detected
- The complete run of all selftests have completed
- The command INSTRument:TEST:STOP is received

:INSTRument:TEST:STOP

Causes the selftest to terminate after the current subtest completes. This command is ignored if the instrument is already self-testing.

Selftest Results

:INSTRUMENT:TEST:FAIL:NUMBER?

Returns: <numeric>

Returns the number of failures in the last selftest run.

:INSTRUMENT:TEST:FAIL:DATE? <numeric>

<numeric> = 1 to 5 Number of error detected

Returns: <numeric>

Returns the date of failure of the selected error detected in the last selftest run. The range of <numeric> is 1 to the number of failures in the last selftest run, up to a limit of five. The parameter is optional and would default to 1.

:INSTRUMENT:TEST:FAIL:TIME? <numeric>

<numeric> = 1 to 5 Number of error detected

Returns: <numeric>

Returns the time of failure of the selected error detected in the last selftest run. The range of <numeric> is 1 to the number of failures in the last selftest run, up to a limit of five. The parameter is optional and would default to 1.

:INSTRUMENT:TEST:FAIL:INSTRUMENT:TEST? <numeric>

<numeric> = 1 to 5 Number of error detected

Returns: <string>

Returns a string describing the test of the selected error detected in the last selftest run. The range of <numeric> is 1 to the number of failures in the last selftest run, up to a limit of five. The parameter is optional and would default to 1.

:INSTRUMENT:TEST:FAIL:SUBTest? <numeric>

OUTPut subsystem - Common Commands

The OUTPut subsystem contains commands that control the characteristics of the instrument's output ports.

:OUTPut:TELEcom:INTERface <discrete>

<discrete> =	ELECTrical	Electrical Interface
	OPTical	Optical Interface

Selects the output port interface as either electrical or optical.

:OUTPut:TELEcom:INTERface?

Returns: <discrete>

:OUTPut:TELEcom:TERMination <discrete>

<discrete> =	UNB75	75 ohm unbalanced line
	BAL100	100 ohm balanced line
	BAL120	120 ohm balanced line

Selects the electrical termination of the output port.

:OUTPut:TELEcom:TERMination?

Returns: <discrete>

:OUTPut:TELEcom:LEVel <discrete>

<discrete> =	DSX	450feet simulated cable
	HIGH	DS3 only
	FT900	900feet simulated cable
	LOW	DS1 only

Selects the interface output level for the output port.

:OUTPut:TELEcom:LEVel?

Returns: <discrete>

:OUTPut:TELEcom:CODE <discrete>

<discrete> =	NRZ	optical only
	CMI	140Mb/s only
	B3ZS	DS3
	HDB3	34Mb/s,8Mb/s,2Mb/s
	B8ZS	DS1
	AMI	DS1

Selects the interface line code for the output port.

:OUTPut:TELEcom:CODE?

Returns: <discrete>

:OUTPut:TELEcom:WAVelength <discrete>

<discrete> =	NM1310	1310nm wavelength
	NM1550	1550nm wavelength

Selects the optical wave;length of the output port.

:OUTPut:TELEcom:WAVelength?

Returns: <discrete>

:OUTPut:TELEcom:LASer <boolean>

<boolean> =	OFF	Select Laser Off
	ON	Select Laser On

2 Common Commands

Controls the state of the laser (ON or OFF) on the Optical module.

:OUTPut:TELEcom:LASer?

Returns: <boolean>

SOURce subsystem

The SOURce subsystem contains commands that allow the transmitter settings to be set. The commands within the SOURce subsystem have been arranged as follows:

Chapter 2	SOURce subsystem - Transmitter Common Commands	COMMON
Chapter 3	SOURce subsystem - Transmitter OTN Set- tings Commands	OTN
Chapter 4	SOURce subsystem - Transmitter Settings	PDH
Chapter 5	SOURce subsystem - Transmitter Settings	SDH
Chapter 6	SOURce subsystem - Transmitter Settings	SONET
Chapter 7	SOURce subsystem - Transmitter UNFRamed Settings Commands	UNFRAMED

Where commands are applicable to more than one category these are included in all the applicable categories.

SOURce subsystem - Transmitter Common Commands

:SOURce:DATA:TELEcom:MODE <discrete>

<discrete> =	OTN	OTN Mode
	SDH	SDH Mode
	SONet	SONET Mode
	PDH	PDH Mode
	UNFRamed	Unframed Mode

Selects the transmitter mode.

:SOURce:DATA:TELEcom:MODE?

Returns: <discrete>

:SOURce:DATA:TELEcom:THRU <boolean>

<boolean> =	OFF	Select Normal Mode
	ON	Select Thru Mode

Selects/Deselects THRU mode.

:SOURce:DATA:TELEcom:THRU?

Returns: <boolean>

:SOURce:DATA:TELEcom:SOURce?

<discrete> = PDH | SDH | SONet

Query the transmitter signal type.

SOURce subsystem - Clock Function Commands

:SOURce:CLOCK:SOURce <discrete>

<discrete> =	INTernal	Internal
	EXTernal	External
	RECovered	Recovered

Selects the Clock Source for the transmitter.

:SOURce:CLOCK:SOURce?

Returns: <discrete>

:SOURce:CLOCK:RECovered <discrete>

<discrete> =	RSTM0 RSTS1	52Mb/s Electrical Rx
	ROPT0 ROC1	52Mb/s Optical Rx
	RSTM1 RSTS3	155Mb/s Electrical Rx
	ROPT1 ROC3	155Mb/s Optical Rx
	ROPT4 ROC12	622Mb/s Optical Rx
	ROPT16 ROC48	2.4Gb/s Optical Rx
	ROPT64 ROC192	9.6Gb/s Optical Rx
	ROTU1	2.66Gb/s Optical Rx
	ROTU2	10.71Gb/s Optical Rx
	R140M	140Mb/s
	R34M	34Mb/s
	R8M	8Mb/s
	R2M	2Mb/s
	RDS3	DS3
	RDS1	DS1

2 Common Commands

:SOURce:CLOCK:RECovered?

Returns: <discrete>

:SOURce:CLOCK:FORMat <discrete>

<discrete> =	M10Clock	10MHz Reference Clock
	M2Clock	Clock Format
	M2Data	Data Format
	DS1Data	DS1 bit rate

Selects the transmitter External clock sync source format.

:SOURce:CLOCK:FORMat?

Returns: <discrete>

SOURce subsystem - Pattern Commands

:SOURce:DATA:TELEcom:PATTern:TYPE <discrete>

<discrete> =	PRBS	Select PRBS Pattern
	WORD	Select Word Pattern

Selects the transmitter payload Pattern Type, pseudo random sequence or a word type pattern.

:SOURce:DATA:TELEcom:PATTern:TYPE?

Returns: <discrete>

:SOURce:DATA:TELEcom:PATTern:TYPE:PRBS <discrete>

<discrete> =	PRBS9	$2^9 - 1$
	PRBS11	$2^{11} - 1$
	PRBS15	$2^{15} - 1$
	PRBS20	$2^{20} - 1$
	PRBS23	$2^{23} - 1$
	PRBS31	$2^{31} - 1$
	QRSS	$2^{20} - 1$ with 14 consecutive zero limit

Selects the Transmitter Payload Pattern. Used if :SOURce:DATA:TELEcom:PATTern:TYPE <discrete> is set to PRBS.

:SOURce:DATA:TELEcom:PATTern:TYPE:PRBS?

Returns: <discrete>

:SOURce:DATA:TELEcom:PATTern:POLarity <discrete>

<discrete> =	NINVerted	Pattern Non-Inverted
--------------	-----------	----------------------

2 Common Commands

INVerted

Pattern Inverted

Sets the polarity of the PRBS pattern of the transmitter.

:SOURce:DATA:TELEcom:PATtern:POLarity?

Returns: <discrete>

:SOURce:DATA:TELEcom:PATtern:TYPE:WORD <discrete>

<discrete> =	PRESet	Selects a preset word
	USER	Selects user word

Selects the transmitter Payload Word Pattern type as either a preset word or a user generated word. This command is used if
:SOURce:DATA:TELEcom:PATtern:TYPE <discrete> is set to WORD.

:SOURce:DATA:TELEcom:PATtern:TYPE:WORD?

Returns: <discrete>

:SOURce:DATA:TELEcom:PATtern:TYPE:WORD:PRESet <discrete>

<discrete> =	ALL0	All zeros
	ALL1	All ones
	B1010	Word 1010
	B1000	Word 1000
	STress	3-in-24 stress pattern
	B1IN8	1-in-8 test pattern
	B2IN8	2-in-8 test pattern
	OCT55	55 octet test pattern (uses Daly pattern as per ANSI TI.403

Selects the transmitter payload preset Word Pattern. This command is used when :SOURce:DATA:TELEcom:PATtern:TYPE:WORD <discrete> is set to PRE-Set.

:SOURce:DATA:TELEcom:PATtern:TYPE:WORD:PRESet?

Returns: <discrete>

:SOURce:DATA:TELEcom:PATtern:TYPE:WORD:USER <numeric>

<numeric> = 0 to 65535 Payload user word

Sets the Transmitter Payload User Word Pattern, Hex and binary patterns can be entered using the #h and #b forms, width of word is 16 bits.

This command is used when :SOURce:DATA:TELEcom:PATtern:TYPE:WORD <discrete> is set to USER.

:SOURce:DATA:TELEcom:PATtern:TYPE:WORD:USER?

Returns: <numeric>

SOURce subsystem - Test Functions

:SOURce:DATA:TELEcom:TFUNction:DISable

Disables ALL test functions running.

SOURce subsystem - Transmitter Error Test Functions

:SOURce:DATA:TELEcom:ERRor:GROup <discrete>

<discrete> =	PHYSical	Physical Errors
	OTN	OTN Errors
	SECTion	Section Errors
	PATH	Path Errors
	TCM	SDH Tandem Connection Monitor Errors
	PDH	PDH errors
	PATTErn	Pattern Errors

Selects the transmit test function Error Group. Further selection of the specific alarm is required using the OTN, SDH, SONet or PDH ALARM commands. Selection of PATTErn results in BIT error type being selected.

:SOURce:DATA:TELEcom:ERRor:GROup?

Returns: <discrete>

:SOURce:DATA:TELEcom:ERRor:SINGle

Injects a single error.

SOURce subsystem - Transmitter Alarm Test Functions

:SOURce:DATA:TELEcom:ALARm:GROup <discrete>

<discrete> =	PHYSical	Physical Alarms
	OTN	OTN Alarms
	SECTion	Section Alarms
	PATH	Path Alarms
	TCM	SDH Tandem Connection Mode Alarms
	PDH	PDH Alarms

Selects Alarm Group. Further selections from the group alarms must be made using OTN, SDH, SONet and PDH ERRor commands. Also, :SOURce:DATA:TELEcom:ALARm <boolean> should be set to ON to activate the alarm selected.

:SOURce:DATA:TELEcom:ALARm:GROup?

Returns: <discrete>

:SOURce:DATA:TELEcom:ALARm <boolean>

<boolean> = 0 or OFF
1 or ON

Enables and disables Alarm Generation.

:SOURce:DATA:TELEcom:ALARm?

Returns: <boolean>

Alarm Stress Control

:SOURce:DATA:TELEcom:ALARm:STress:TYPE <discrete>

<discrete> = NONE
 PULSe
 SEQuence
 SINGle

Selects the Alarm Stress type for the currently selected alarm. The valid Alarm Stress types depend on the currently selected alarm. Changing the selected alarm forces the Alarm Stress type to NONE. If an Alarm Stress sequence is running then using this command terminates that sequence.

:SOURce:DATA:TELEcom:ALARm:STResS:TYPE?

Returns: <discrete>

:SOURce:DATA:TELEcom:ALARm:STResS:PULSe

Causes the currently selected alarm to be pulsed using the currently set P duration. Valid only when :SOURce:DATA:TELEcom:ALARm:STResS:TYPE selection is PULSe.

:SOURce:DATA:TELEcom:ALARm:STResS:PULSe:DURation <numeric>

<numeric> = 0 to 64	P phase duration in frames
0 to 1100	LOS alarm in 0.1 microsecond intervals
0 to 500	OTN LOF, OOF, LOM, OOM in frames

Sets duration of the alarm pulse.

:SOURce:DATA:TELEcom:ALARm:STResS:PULSe:DURation?

Returns: <numeric>

:SOURce:DATA:TELEcom:ALARm:STResS:SEQuence <boolean>

<boolean> = 0 or OFF Stop running the Alarm

2 Common Commands

	Stress sequence
1 or On	Run the Alarm Stress sequence.

Enables and disables Alarm Stress sequence generation.

Valid only when `:SOURCE:DATA:TELEcom:ALARm:STREss:TYPE` selection is SE-
Quence.

The Alarm Stress Sequence state will be forced to OFF on receipt of the
`:SOURCE:DATA:TELEcom:ALARm:STREss:TYPE` command or if the currently se-
lected alarm is changed.

`:SOURCE:DATA:TELEcom:ALARm:STREss:SEQuence?`

Returns: <boolean>

`:SOURCE:DATA:TELEcom:ALARm:STREss:SEQuence:PDURation <numeric>`

<numeric> = 0 to 64	P phase duration in frames
0 to 500	OTN LOF, OOF, LOM, OOM in frames

Sets P phase duration of the alarm sequence.

`:SOURCE:DATA:TELEcom:ALARm:STREss:SEQuence:PDURation?`

Returns: <numeric>

`:SOURCE:DATA:TELEcom:ALARm:STREss:SEQuence:NDURation <numeric>`

<numeric> = 1 to 64	N phase duration
0 to 500	OTN LOF, OOF, LOM, OOM in frames

Sets N phase duration of the alarm sequence.

`:SOURCE:DATA:TELEcom:ALARm:STREss:SEQuence:NDURation?`

Returns: <numeric>

:SOURCE:DATA:TELEcom:ALARm:STResS:SEQUence:MDURation <numeric>

<numeric> =	1 to 64	M phase duration
	0 to 500	OTN LOF, OOF, LOM, OOM in frames

Sets M phase duration of the alarm sequence.

:SOURCE:DATA:TELEcom:ALARm:STResS:SEQUence:MDURation?

Returns: <numeric>

:SOURCE:DATA:TELEcom:ALARm:STResS:SINGLE

Causes the appropriate action to generate a single alarm instance for the currently selected alarm. Not valid for all alarm types. Valid only when :SOURCE:DATA:TELEcom:ALARm:STResS:TYPE selection is SINGLE.

There is no corresponding query.

INPut subsystem

The INPut subsystem contains commands that control the characteristics of the instrument's receiver ports.

:INPut:TELEcom:CODE <discrete>

<discrete> =	NRZ	
	CMI	140Mb/s only
	B3ZS	DS3
	HDB3	34Mb/s,8Mb/s,2Mb/s
	B8ZS	DS1
	AMI	8Mb/s,2Mb/s,DS1

Selects the line code interface for the receiver.

:INPut:TELEcom:CODE?

Returns: <discrete>

:INPut:TELEcom:INTerface <discrete>

<discrete> =	ELEctrical	Electrical Interface
	OPTical	Optical Interface

Selects the port interface as either Electrical or Optical

:INPut:TELEcom:INTerface?

Returns: <discrete>

:INPut:TELEcom:TERMination <discrete>

<discrete> =	UNB75	75 Ohm unbalanced
	BAL100	100 Ohm balanced
	BAL120	120 Ohm balanced

Selects the electrical termination of the input port.

:INPut:TELecom:TERMination?

Returns: <discrete>

:INPut:TELecom:LEVel <discrete>

<discrete> =	TERMinate	mode is Termination
	MONitor	mode is Monitor

Sets the Receiver Port as a Termination or a Monitor.

:INPut:TELecom:LEVel?

Returns: <discrete>

:INPut:TELecom:GAIN <discrete>

<discrete> =	DB20	All rates
	DB26	All rates
	DB30	DS1,2Mb/s,8Mb/s

Selects the Monitor Gain for the Receiver.

Only valid when :INPut:TELecom:MODE is set to MONitor.

:INPut:TELecom:GAIN?

Returns: <discrete>

:INPut:TELecom:EQualization <boolean>

<boolean> =	OFF
	ON

Selects the Monitor equalization for the receiver.

Only valid when:INPut:TELecom:MODE is set to MONitor.

2 Common Commands

:INPut:TELEcom:EQUalization?

Returns: <boolean>

SENSe subsystem

The SENSe subsystem contains the commands that control the Receiver. These have been arranged in the following manner:

Chapter 2	SENSe subsystem - Receiver Common Commands	COMM
Chapter 3	SENSe subsystem - Receiver OTN Settings Commands	OTN
Chapter 4	SENSe subsystem - Receiver Settings	PDH
Chapter 5	SENSe subsystem - Receiver Settings	SDH
Chapter 6	SENSe subsystem - Receiver Settings	SONET
Chapter 7	SENSe subsystem - Receiver UNFRamed Settings Commands	UNFRAMED

SENSe subsystem - Receiver Common Commands

:SENSe:DATA:TELEcom:MODE <discrete>

<discrete> =	OTN	OTN Mode
	SDH	SDH Mode
	SONet	SONET Mode
	PDH	PDH Mode
	UNFRamed	Unframed Mode

Selects the receiver mode.

:SENSe:DATA:TELEcom:MODE?

Returns: <discrete>

:SENSe:DATA:TELEcom:SENSe?

Returns: <discrete> = PDH | SDH | SONET

Query the receiver signal type.

SENSe subsystem - Pattern Commands

:SENSe:DATA:TELEcom:PATtern:TYPE <discrete>

<discrete> =	PRBS	Pseudo-Random Bin. Pattern
	WORD	Word Pattern
	LIVE	Live Traffic

Selects the receiver payload pattern type.

:SENSe:DATA:TELEcom:PATtern:TYPE?

Returns: <discrete>

:SENSe:DATA:TELEcom:PATtern:TYPE:PRBS <discrete>

<discrete> =	PRBS9	$2^9 - 1$
	PRBS11	$2^{11} - 1$
	PRBS15	$2^{15} - 1$
	PRBS20	$2^{20} - 1$
	PRBS23	$2^{23} - 1$
	PRBS31	$2^{31} - 1$
	QRSS	$2^{20} - 1$ with 14 consecutive zero limit

Selects the receiver payload pattern when
:SENSe:DATA:TELEcom:PATtern:TYPE <discrete> is set to PRBS.

:SENSe:DATA:TELEcom:PATtern:TYPE:PRBS?

Returns: <discrete>

:SENSe:DATA:TELEcom:PATtern:TYPE:WORD <discrete>

2 Common Commands

<discrete> =	PRESet	Selects a preset word
	USER	Selects user word

Selects the receiver Payload Word Pattern type as either a preset word or a user generated word. This command is used if is set to WORD.

:SENSe:DATA:TELEcom:PATtern:TYPE:WORD?

Returns: <discrete>

:SENSe:DATA:TELEcom:PATtern:TYPE:WORD:PRESet <discrete>

<discrete> =	ALL0	All zeros
	ALL1	All ones
	B1010	Word 1010
	B1000	Word 1000
	STress	3-in-24 stress pattern
	B1IN8	1-in-8 pattern
	B2IN8	2-in-8 pattern
	OCT55	55 octet test pattern (uses Daly pattern as per ANSI TI.403)

Selects the receiver payload preset Word Pattern.

This command is used when :SENSe:DATA:TELEcom:PATtern:TYPE:WORD <discrete> is set to PRESet.

:SENSe:DATA:TELEcom:PATtern:TYPE:WORD:PRESet?

Returns: <discrete>

:SENSe:DATA:TELEcom:PATtern:TYPE:WORD:USER <numeric>

<numeric> =	0 to 65535	User Word Pattern
-------------	------------	-------------------

Sets the Receiver Payload User Word Pattern in the range 0 to 65535. The prefix of #b or #h can be used to specify binary or hex respectively, width of the user word is 16 bits.

This command is used when :SENSe:DATA:TELEcom:PATtern:TYPE:WORD <discrete> is set to USER.

:SENSe:DATA:TELEcom:PATtern:TYPE:WORD:USER?

Returns: <numeric>

:SENSe:DATA:TELEcom:PATtern:POLarity <discrete>

<discrete> =	NINVerted	Pattern Non-Inverted
	INVerted	Pattern Inverted

Sets the polarity of the PRBS pattern of the receiver.

:SENSe:DATA:TELEcom:PATtern:POLarity?

Returns: <discrete>

SENSe Subsystem - Data Capture Common Commands

The following commands are used for configuring Data Capture for OTN, SDH and SONET. When a trigger selection other than Manual is set, the specific trigger is set using commands specified in the appropriate chapter.

:SENSe:DATA:TELEcom:DCAPture:DATA <discrete>

<discrete> =	OTN	Capture OTN Data
	SECTion	Capture SDH SOH Data
	TRANSport	Capture SONET TOH Data
	PATH	Capture SDH/SONET POH Data

Selects the data to be captured. To capture SDH/SONET, the receiver must be configured to receive the appropriate payload.

:SENSe:DATA:TELEcom:DCAPture:DATA?

Returns: <discrete>

:SENSe:DATA:TELEcom:DCAPture:TRIGger:SElect <discrete>

<discrete> =	MANual	Manual trigger
	PRE	Pre-trigger capture
	CENTERed	Centre-trigger capture
	POST	Post-trigger capture

Selects the type of trigger for Data Capture.

:SENSe:DATA:TELEcom:DCAPture:TRIGger:SElect?

Returns: <discrete>

:SENSe:DATA:TELEcom:DCAPture:TRIGger:TYPE <discrete>

<discrete> =	ERRor	Error Triggers
	ALARm	Alarm Triggers

Selects the trigger type for Data Capture as either error triggers or alarm triggers.

:SENSE:DATA:TELEcom:DCAPture:TRIGger:TYPE?

Returns: <discrete>

:SENSE:DATA:TELEcom:DCAPture <discrete>

<discrete> =	STOP	Stops data capture
	STARt	Starts data capture

Stops and starts the Data Capture test function.

:SENSE:DATA:TELEcom:DCAPture?

Returns: <discrete>

SENSE subsystem - ITU Analysis Control

:SENSE:DATA:TELEcom:M2110 <discrete>

<discrete> =	PALLocation	Path Allocation
	USER	User Defined

Selects the M.2110 threshold control source.

:SENSE:DATA:TELEcom:M2110?

Returns: <discrete>

:SENSE:DATA:TELEcom:M2110:PATH <discrete>

<discrete> =	SECTION	Multiplex Section
--------------	---------	-------------------

2 Common Commands

RSEction	Regenerator Section
HIGH	High Order Path
HTCM	High Order TCM Path
LOW	Low Order Path
LTCM	Low Order TCM Path
M140	140 Mb/s path
M34	34 Mb/s path
M8	8 Mb/s path
M2	2 Mb/s path
DS3	DS3 path
DS1	DS1 path

Selects the path under test by the M.2110 analysis function.

:SENSe:DATA:TELEcom:M2110:PATH?

Returns: <discrete>

:SENSe:DATA:TELEcom:M2110:PALLocation <numeric>

<numeric> = 0.5 to 63.0 % - Percentage

Sets the M.2110 path allocation percentage.

:SENSe:DATA:TELEcom:M2110:PALLocation?

Returns: <numeric>

:SENSe:DATA:TELEcom:M2110:USER:[Error Type] <discrete>, <discrete>, <numeric>

<discrete> = [Error Type]

ESEconds:TRANsmit Error Seconds (Tx)

SESeconds:TRANsmit Severely Errored Seconds (Tx)

	BBECount:TRANsmit	Background Block Error Count (Tx)
	ESEConds:RECeive	Error Seconds (Rx)
	SESeconds:RECeive	Severely Errored Seconds (Rx)
	BBECount:RECeive	Background Block Error Count (Rx)
<discrete> =	S1M15	S1, 15 Minutes
	S2M15	S2, 15 Minutes
	S1H1	S1, 1 Hour
	S2H1	S2, 1 Hour
	S1H2	S1, 2 Hours
	S2H2	S2, 2 Hours
	S1D1	S1, 24 Hours
	S2D1	S2 24 Hours
	BISOD7	BISO, 7 Days
<numeric> =	0 to 100000	For ESEConds
	0 to 1000	For SESeconds
	0 to 100000	For BBECount
	0 to 1000	For SEPeriod

Sets the user programmable M.2110 thresholds.

:SENSe:DATA:TELecom:M2110:USER:[Error? Type], <discrete>, <discrete>

<discrete> =	[Error Type]	
	ESEConds:TRANsmit	Error Seconds (Tx)
	SESeconds:TRANsmit	Severely Errored Seconds (Tx)
	BBECount:TRANsmit	Background Block Error Count (Tx)
	ESEConds:RECeive	Error Seconds (Rx)

2 Common Commands

	SESeconds:RECeive	Severely Errored Seconds (Rx)
	BBECount:RECeive	Background Block Error Count (Rx)
<discrete> =	S1M15	S1, 15 Minutes
	S2M15	S2, 15 Minutes
	S1H1	S1, 1 Hour
	S2H1	S2, 1 Hour
	S1H2	S1, 2 Hours
	S2H2	S2, 2 Hours
	S1D1	S1, 24 Hours
	S2D1	S2 24 Hours
	BISOD7	BISO, 7 Days

Returns: <numeric>

:SENSe:DATA:TELeCom:M2120:PATH <discrete>

<discrete> =	SECTion	Multiplex Section
	RSECTion	Regenerator Section
	HIGH	High Order Path
	HTCM	High Order TCM Path
	LOW	Low Order Path
	LTCM	Low Order TCM Path
	M140	140 Mb/s path
	M34	34 Mb/s path
	M8	8 Mb/s path
	M2	2 Mb/s path
	DS3	DS3 path
	DS1	DS1 path

Selects the path under test by the M.2120 analysis function.

:SENSe:DATA:TELEcom:M2120:PATH?

Returns: <discrete>

:SENSe:DATA:TELEcom:M2120:USER:[Error Type] <discrete>, <discrete>, <numeric>

<discrete> =	[Error Type]	
	ESECONDS:TRANsmit	Error Seconds (Tx)
	SESECONDS:TRANsmit	Severely Errored Seconds (Tx)
	BBECOUNT:TRANsmit	Background Block Error Count (Tx)
	ESECONDS:RECEive	Error Seconds (Rx)
	SESECONDS:RECEive	Severely Errored Seconds (Rx)
	BBECOUNT:RECEive	Background Block Error Count (Rx)
<discrete> =	T1	15 Minute period
	T2	24 Hour period
<numeric> =	0 to 1E3	T1 threshold for ES/SES
	0 to 1E6	T2 threshold for ES/SES
	0 to 1E9	T1 threshold for BBE
	0 to 1E14	T2 threshold for BBE

Sets the user programmable M.2120 Error Seconds thresholds.

:SENSe:DATA:TELEcom:M2120:USER:[Error? Type], <discrete>, <discrete>

<discrete> =	[Error Type]	
	ESECONDS:TRANsmit	Error Seconds (Tx)
	SESECONDS:TRANsmit	Severely Errored Seconds (Tx)

2 Common Commands

	BBECount:TRANsmit	Background Block Error Count (Tx)
	ESEConds:RECeive	Error Seconds (Rx)
	SESeconds:RECeive	Severely Errored Seconds (Rx)
	BBECount:RECeive	Background Block Error Count (Rx)
<discrete> =	T1	15 Minute period
	T2	24 Hour period
Returns:	<numeric>	

SENSe subsystem - Signal Wizard Commands

The following commands are used to control the Signal Wizard application. Please consult the relevant chapters for OTN, SDH and SONET specific commands.

:SENSe:DATA:TELEcom:SIGWizard:INIT

Prepares Signal Wizard for Operation. This command is required before any signal wizard operations are requested.

:SENSe:DATA:TELEcom:SIGWizard:STOP

Stops all Signal Wizard operations.

:SENSe:DATA:TELEcom:SIGWizard:STATE?

Returns: <discrete> = OFF | SSC

Indicates the current state of Signal Wizard: off or Structure Scope active.

:SENSe:DATA:TELEcom:SIGWizard:SETup:RX

Terminate Signal Wizard and setup receiver.

:SENSe:DATA:TELEcom:SIGWizard:SETup:TX

Terminate Signal Wizard and setup transmitter.

:SENSe:DATA:TELEcom:SIGWizard:SETup:TXRX

Terminate Signal Wizard and setup transmitter and receiver.

SSC - Structure Scope

:SENSe:DATA:TELEcom:SIGWizard:SSCope:START <string>

<string> = "Current"

2 Common Commands

Start the Structure Scope phase, for the given port. The port name should be exactly as given by PORTdetails. At the moment, the only parameter supported by this command is "Current".

:SENSe:DATA:TELecom:SIGWizard:SSCope:STOP

Stop the Structure Scope phase.

:SENSe:DATA:TELecom:SIGWizard:SSCope:TIME?

Returns: <time>

Returns the time elapsed since the Structure Scope phase was started.

:SENSe:DATA:TELecom:SIGWizard:SSCope:RESet

Resets all alarm and status history indicators.

:SENSe:DATA:TELecom:SIGWizard:SSCope:AUTS <discrete>

<discrete> = ON
OFF

Enable or disable auto acknowledge of Structure Changes. If this is off then it will be necessary to check for and acknowledge structure changes to see any changes to the data. If a structure change is not acknowledged on starting Structure Scope all results are likely to be invalid.

:SENSe:DATA:TELecom:SIGWizard:SSCope:SCHNg?

Returns: <discrete> TRUE | FALSE

Indicates whether there is an outstanding structure change. Will always be false if AUTS is on.

:SENSe:DATA:TELecom:SIGWizard:SSCope:ACKS

Acknowledges an outstanding structure change.

:SENSe:DATA:TELecom:SIGWizard:SSCope:STANdard?

Returns: <string> Eg. "OTN", "SDH"

Returns the telecom standard detected on the chosen port.

FETCh Subsystem - Data Capture Results Commands

The following commands return results relating to Data Capture and are common to OTN, SDH and SONET.

:FETCh:SCALar:DATA:TELEcom:DCAPture:MINFrame?

Returns: <numeric>

Returns the minimum frame index of the captured data.

:FETCh:SCALar:DATA:TELEcom:DCAPture:MAXFrame?

Returns: <numeric>

Returns the maximum frame index of the captured data.

:FETCh:STRing:DATA:TELEcom:DCAPture:TIME?

Returns: <string>

Returns the timestamp of when data capture was triggered in string format. The timestamp has the format "HH:MM:SS". If data capture has not been triggered, the timestamp will be returned as "--:--:--".

SENSE subsystem - Common Result Commands

Common results relate to those application measurements which are not specifically tied to either SONET, SDH, PDH or similar measurement domains. All commands return a <numeric> unless shown otherwise.

:SENSE:DATA? <string>

Where <string> is defined for the various common results

Time Based Results

:SENSE:DATA? <string>

<string> =

"ETime"	Elapsed time
"ASEconds:LOS"	Loss of Signal
"ASEconds:CSL"	Clock Synch Loss
"ASEconds:PLOSSs"	Power Loss
"ASEconds:PSL"	Pattern Sync Loss

Total Results

:SENSE:DATA? <string>

<string> =

"ECOUNT:BIT"	Bit Error Count
"ERATIO:BIT"	Bit Error Ratio
"ECOUNT:CODE"	Code Error Count
"ERATIO:CODE"	Code Error Ratio
"ECOUNT:BPViolation"	Bi-polar Violation error count
"ERATIO:BPViolation"	Bi-polar Violation error ratio

Last Second Results

:SENSE:DATA? <string>

<string> =

"ECOUNT:LSECond:BIT"	Bit Error Count for Last Second
"ERATIO:LSECond:BIT"	Bit Error Ratio for Last Second

2 Common Commands

"ECOUNT:LSECond:CODE"	Code Error Count for Last Second
"ERATIo:LSECond:CODE"	Code Error Ratio for Last Second
"ECOUNT:LSECond:BPViolation"	Bi-polar Violation error count for Last Second
"ERATIo:LSECond:BPViolation"	Bi-polar Violation error ratio for Last Second

Service Disruption Results

:SENSE:DATA? <string>

<string> =

"SDTest:COUNt:LONG"	Longest error burst
"SDTest:COUNt:SHORT"	Shortest error burst
"SDTest:COUNt:LAST "	Last error burst

Returns: <numeric>, <numeric>

Where;

<numeric> =

0 Result is invalid due to receiver configuration

1 Result is valid

2 Result is out of range

<numeric> =

Result in Milliseconds

Optical Power Result

:SENSE:DATA? <string>

<string> = "OPOWer"

Returns: <numeric> Optical power (dBm)

Frequency Results

:SENSE:DATA? <string>

<string> =

"FREQuency"	Receiver clock frequency in Hz
-------------	--------------------------------

"FOFPpm" Receiver clock offset in ppm
 "FOF" Receiver offset frequency in Hz.

ITU Analysis Results - M.2110

:SENSE:DATA? <string>

<string> = "<Result Type>:<Path Type>:M2110"

<Result Type> is one of the following

MIN15	15 Minute BIS Result
HOUR1	1 Hour BIS Result
HOUR2	2 Hour BIS Result
HOUR24	24 Hour BIS Result
DAY7	7 day BIS Result

<Path Type> is one of the following

TRANsmit	Transmit Analysis
RECEive	Receive Analysis

Returns: <string> "WAIT", "PASS", "FAIL" or "-?- "

ITU Analysis Results - M.2120

:SENSE:DATA? <string>

<string> = "<Result Type>:<Path Type>:M2120"

<Result Type> is one of the following

TR1:ES	ES 15 Minute Threshold Report
TR1:SES	SES 15 Minute Threshold Report
TR1:BBE	BBE 15 Minute Threshold Report
TR2:ES	ES 24 Hour Threshold Report
TR2:SES	SES 24 Hour Threshold Report
TR2:BBE	BBE 24 Hour Threshold Report

<Path Type> is one of the following

TRANsmit	Transmit Analysis
RECEive	Receive Analysis

SENSe subsystem - Test Timing

:SENSe:DATA:TELEcom:TEST <boolean>

2 Common Commands

<boolean> = 0 or OFF	Stop the current test period
1 or ON	Start a new test period

Start/Stop the test

:SENSe:DATA:TELEcom:TEST?

Returns: <boolean>

:SENSe:DATA:TELEcom:TEST:TYPE <discrete>

<discrete> = MANual	Manual Test period
SINGle	Single Test period
TIMed	Timed Test period

Selects the type of test period. If SING is selected, the duration is set using :SENSe:DATA:TELEcom:TEST:PERiod <numeric>, <numeric>, <numeric>, <numeric>

If TIMed is selected the duration is set using :SENSe:DATA:TELEcom:TEST:PERiod <numeric>, <numeric>, <numeric>, <numeric> and the start time with :SENSe:DATA:TELEcom:TEST:START <numeric>, <numeric>, <numeric>, <numeric>, <numeric>.

:SENSe:DATA:TELEcom:TEST:TYPE?

Returns: <discrete>

:SENSe:DATA:TELEcom:TEST:PERiod <numeric>, <numeric>, <numeric>, <numeric>

<numeric> = 1 to 99	Days
<numeric> = 0 to 23	Hours
<numeric> = 0 to 59	Minutes
<numeric> = 0 to 59	Seconds

Sets the duration of the test period. Is only valid when
:SENSe:DATA:TELEcom:TEST:TYPE <discrete> is set to SINGLE.

:SENSe:DATA:TELEcom:TEST:PERiod? <numeric>, <numeric>, <numeric>

<numeric> = 1 to 99 Days

<numeric> = 0 to 23 Hours

<numeric> = 0 to 59 Minutes

Returns: <numeric>

:SENSe:DATA:TELEcom:TEST:STARt <numeric>, <numeric>, <numeric>, <numeric>, <numeric>

<numeric> = Year

<numeric> = 1 to 12 Month

<numeric> = 0 to 31 Day

<numeric> = 0 to 23 Hour

<numeric> = 0 to 59 Min

Sets the start of the test period. Is only valid when
:SENSe:DATA:TELEcom:TEST:TYPE <discrete> is set to TIMed.

:SENSe:DATA:TELEcom:TEST:STARt? <numeric>, <numeric>, <numeric>, <numeric>

<numeric> = Year

<numeric> = 1 to 12 Month

<numeric> = 0 to 31 Day

<numeric> = 0 to 23 Hour

Returns: <numeric>

Returns the in-context Data name mnemonics representing errors and alarms, as used in a particular MRS session, identified by its Session name. Examples are "BIT" or "SDH_AU_BIP".

:SENSe:DATA:TELecom:MRS:DATA? <string>, <string>, <numeric>, <numeric>, <numeric>, <numeric>

<string> =	Session name	As supplied by the ":CATalog" command
<string> =	Data name	As supplied by the ":DEFinitions" command
<numeric> =	0 to N	Number of seconds (from epoch) into the period where samples should be queried from
<numeric> =	N to M	Number of seconds (from epoch) into the period where samples should be queried to
<numeric> =	1 or 60 or 720 or 3600	Number of seconds between samples (resolution).
<numeric> =	0	long format
	1	run length encoded

Format = long format

Returns:

<numeric1> [<numeric>,<numeric>,...,<numeric>]

<numeric1> = 0 to n Number of data points being returned.

<numeric> = 0 to N Data value

Format = run length encoded

Returns: <numeric1> [<numeric2>,<numeric3>, <numeric2>,<numeric3> ,...,
<numeric2>,<numeric3>]

<numeric1> = 1 to n Number of run length encoded data pairs.

<numeric2> = 0 to p Number of occurrences

<numeric3> = 0 to q Data value

STATus subsystem

This subsystem controls the status reporting registers. SCPI defined status registers QUESTIONable, OPERATION and INSTRUMENT are provided. For detailed information on status reporting refer to Chapter 8 of this manual.

For each of the [Status Register]'s listed in "Status Registers" (excluding the Standard Event Register) the following commands exist:

:STATus:[Status Register]:ENABLE <numeric>

<numeric> =

Sets the Event Enable register mask which allows true conditions in the Event register to be reported in the [Status Register]'s summary bit. If a bit is 1 in the Event Enable register and its associated event bit makes the transition to true, a positive transition will occur in the [Status Register]'s summary bit.

:STATus:[Status Register]:ENABLE?

Returns: <numeric>

:STATus:[Status Register]:PTRansition <numeric>

<numeric> =

Sets the positive Transition Filter. Setting a bit in the positive Transition filter shall cause a 0 to 1 transition in the corresponding bit of the [Status Register]'s Condition register to cause a 1 to be written in the corresponding bit of the [Status Register]'s Event register.

:STATus:[Status Register]:PTRansition?

Returns: <numeric>

:STATus:[Status Register]:NTRansition

2 Common Commands

Sets the negative Transition filter. Setting a bit in the negative Transition Filter shall cause a 1 to 0 transition in the corresponding bit of the [Status Register]'s Condition register to cause a 1 to be written in the corresponding bit of the [Status Register]'s Event register.

:STATus:[Status Register]:NTRansition?

Returns: NTRansition

:STATus:[Status Register]:EVENT?

Returns: <numeric>

Returns the contents of the Event register associated with the [Status Register]. Reading this register clears its contents.

:STATus:[Status Register]:CONDition?

Returns: <numeric>

Returns the contents of the Condition register associated with the [Status Register]. Reading this register does not clear its contents.

SYSTEM Subsystem

:SYSTEM:DATE <numeric>, <numeric>, <numeric>

<numeric> = 2000 to 2035 year

<numeric> = 1 to 12 month

<numeric> = 1 to 31 day

Sets the date.

:SYSTEM:DATE? <numeric>, <numeric>

<numeric> = 2000 to 2035 year

<numeric> = 1 to 12 month

Returns: <numeric>

:SYSTEM:TIME <numeric>, <numeric>, <numeric>

<numeric> = 0 to 23 hour

<numeric> = 0 to 59 minute

<numeric> = 0 to 59 second

Sets the time.

:SYSTEM:TIME? <numeric>, <numeric>

<numeric> = 0 to 23 hour

<numeric> = 0 to 59 minute

Returns: <numeric>

:SYSTEM:LOCAL

2 Common Commands

Set the Instrument to Local (keyboard) control. This command should only be used with LAN and RS232 connections. GPIB host controllers have different methods for performing this action (for example, the LOCAL command in HP-BASIC).

:SYSTem:REMOte

Set the Instrument to Remote control. This command is required only from LAN and RS232 connections. GPIB host controllers have different methods for performing this action (for example, the REMOTE command in HP-BASIC).

:SYSTem:PRESet

This command resets the instrument state. It performs the same task as *RST.

:SYSTem:SERial?

Returns: <string>

The serial number is returned as a string in the form "GBnnnnnnnn". GB signifies the country of origin (Great Britain).

:SYSTem:CONF <block>

<block> = #0 type Block

Sets the Instrument to the state defined by the Block data.

:SYSTem:CONF?

Returns: <block>

:SYSTem:VERSion?

Returns: <string> = YYYY.V

Returns the revision state of the SCPI remote control.

The revision state is returned in the form YYYY.V. YYYY signifies the year and V

2 Common Commands

ber.

:SYSTem:GPIB:ADDRess?

Returns: <numeric>

:SYSTem:RS232:BAUDrate <numeric>

<numeric> = <baud> Desired baud rate

Changes the baud rate used for RS232 communications. Note that only the following baud rates are valid: 110, 300, 600, 1200, 2400, 4800, 9600, 19200, 38400. Attempt to set any other baud rate will cause an 'argument out of range' error.

:SYSTem:RS232:BAUDrate?

Returns: <numeric>

:SYSTem:RS232:DATAbits <numeric>

<numeric> = <bits> 7 or 8

Sets the data size to 7 or 8 bytes. Attempt to set it to any other value will cause an 'argument out of range' error.

NOTE

Remote control commands/queries that take/respond with block data may not work as expected if the data size is set to 7 bits. This is because block data uses 8-bit data.

:SYSTem:RS232:DATAbits?

Returns: <numeric>

:SYSTem:RS232:STOPbits <numeric>

<numeric> = <bits> 1 or 2

Sets the number of stop bits.

:SYSTEM:RS232:STOPbits?

Returns: <numeric>

:SYSTEM:RS232:PARity <discrete>

<discrete> = <parity> NONE, EVEN or ODD

Sets the RS232 parity method to NONE, EVEN or ODD.

:SYSTEM:RS232:PARity?

Returns: <discrete>

:SYSTEM:RS232:HANDshaking <discrete>

<discrete> = <method> NONE, RTSCts or XONXoff

Sets the handshaking method. NONE indicates that no handshaking will be used. RTSCts uses the RS232 lines RTS and CTS to perform handshaking ('hardware handshaking'); this requires a correctly-wired 7-wire RS232 cable. XONXoff uses Xon/Xoff characters to perform handshaking ('software handshaking').

:SYSTEM:RS232:HANDshaking?

Returns: <discrete>

:SYSTEM:NETWork:IP <string>

<string> = <address> New IP addresses

This changes the instrument's IP address. The address must be specified in standard 'dotted-quad' notation - for example, "10.225.0.226". If this is set to "0.0.0.0" then the IP address is cleared and the instrument will not attempt to connect to the network.

2 Common Commands

:SYSTem:NETWork:IP?

Returns: <string>

:SYSTem:NETWork:MASK <string>

<string> = <mask> New netmask

Sets the IP netmask. This must be specified in dotted-quad notation - for example, "255.255.248.0"

:SYSTem:NETWork:MASK?

Returns: <string>

:SYSTem:NETWork:GATeway <string>

<string> = <address>

Sets the IP address of your network's default gateway. This address must be specified in dotted-quad notation - for example, "10.225.0.1". If your network does not have a default gateway, set this to "0.0.0.0".

:SYSTem:NETWork:GATeway?

Returns: <string>

Logging Commands

:SYSTem:LOGGing:AUTO <boolean>

<boolean> = OFF Select Auto Logging Off
 ON Select Auto Logging On

:SYSTem:LOGGing:AUTO?

Returns: <boolean>

SYSTEM Subsystem - Trigger Output Common Commands

Transmitter Trigger Output Commands

:SYSTEM:TRIGGER:TRANSMIT <discrete>

<discrete> =	NONE	No Trigger
	FRAME	Start of Frame
	ERROR	Specified by Error Add
	ALARM	Specified by Alarm Add

Specifies when to generate a transmitter trigger output.

When FRAME is selected, a further selection of network standard should be selected by :SYSTEM:TRIGGER:TRANSMIT:FRAME.

When ERROR or ALARM are specified, a trigger output is generated when an error or alarm is added using the appropriate test function.

:SYSTEM:TRIGGER:TRANSMIT?

Returns: <discrete>

:SYSTEM:TRIGGER:TRANSMIT:FRAME <discrete>

<discrete> =	OTN	Start of OTN frame
	SDH	Start of SDH frame
	SONET	Start of SONET frame

Selects the frame type which will generate a trigger output.

For example, when SDH is being transmitted as the payload for OTN, a trigger can be output at the start of either the OTN frame or the SDH frame.

:SYSTEM:TRIGGER:TRANSMIT:FRAME?

Returns: <discrete>

Receiver Trigger Output Commands

:SYSTem:TRIGger:RECEive <discrete>

<discrete> =	NONE	No Trigger
	FRAME	Start of Frame
	ERRor	Specified by Error Add
	ALARm	Specified by Alarm Add

Specifies when to generate a receiver trigger output.

When FRAME is selected, a further selection of network standard should be selected by :SYSTem:TRIGger:RECEiver:FRAMe.

When ERRor or ALARm are specified, a trigger output is generated when an error or alarm is generated at the receiver.

:SYSTem:TRIGger:RECEive?

Returns: <discrete>

:SYSTem:TRIGger:RECEive:FRAMe <discrete>

<discrete> =	OTN	Start of OTN frame
	SDH	Start of SDH frame
	SONet	Start of SONET frame

Selects the frame type which will generate a trigger output.

For example, when the instrument is receiving OTN with an SDH payload, a trigger can be output at the start of either the OTN frame or the SDH frame.

:SYSTem:TRIGger:RECEive:FRAMe?

Returns: <discrete>

:SYSTem:TRIGger:RECEive:ERRor:STANdard <discrete>

2 Common Commands

<discrete> =	OTN	OTN Errors
	SECTION	SDH Section Overhead Errors
	TCM	SDH TCM Errors
	TRANsport	SONET Tranport Overhead Errors
	PATH	SDH/SONET Path Overhead Errors

Selects error group when :SYSTem:TRIGger:RECeive <discrete> is set to ERRor. A further selection is required to set the specific error for trigger output.

:SYSTem:TRIGger:RECeive:ERRor:STANdard?

Returns: <discrete>

:SYSTem:TRIGger:RECeive:ALARm:STANdard <discrete>

<discrete> =	OTN	OTN Alarms
	SECTION	SDH Section Overhead Alarms
	TCM	SDH TCM Alarms
	TRANsport	SONET Tranport Overhead Alarms
	PATH	SDH/SONET Path Overhead Alarms

Selects alarm group when :SYSTem:TRIGger:RECeive <discrete> is set to ALARm. A further selection is required to set the specific alarm for trigger output.

:SYSTem:TRIGger:RECeive:ALARm:STANdard?

Returns: <discrete>

IEEE Common Capabilities

*CLS

Clear Status - Clears all status registers and the error queue.

*ESE <numeric>

<numeric> =	1	Operation Complete
	2	Request Control
	4	Query Error
	8	Device Dependent Error
	16	Execution Error
	32	Command Error
	64	User Request
	128	Power On

Event Status Enable - Sets the mask of the Event Status Register.

*ESE?

Returns: <numeric> = 0 to 65535 (bit mask)

Event Status Enable Query - Returns the current mask setting.

*ESR?

Returns: <numeric> = 0 to 65535 (bit mask)

Event Status Register Query. Returns the state of the Event Status Register in numeric form.

*IDN?

2 Common Commands

<string> =

Identification Query - Returns the Manufacture Name, Model Number & Name, Serial Number, Firmware Revision Number as a string. For Example:-

"Agilent Technologies, J21nA PowerPro, GBnnnnnnnn,
A.nn.nn" GB signifies the country of origin (Great Britain).

***LRN?**

<#0 block> =

Learn Query - Returns the instrument settings configuration in <#0 Block> form.

***OPC**

Operation Complete - Masks the OPC bit in the Event Status Register when all pending operations have completed.

***OPC?**

<boolean> =

Status of Operation
Complete

Operation Complete Query - Returns a 1 when all pending operations have completed.

***OPT?**

<string> =

Option Identification Query - Returns the Options fitted in the instrument as a comma separated list of option numbers.

***PSC <numeric>**

Sets the value of the Power On Status Clear flag. Controls the automatic clearing of SRQ Enable register, Standard ESR & Parallel Poll Enable register after power on. See IEE 488.2 Section 10.25.

***PSC?**

<boolean> =

Returns the status of the PSC flag.

***RCL <numeric>**

<numeric> = 0 to 4

Recall Stored Settings - Sets the instrument to a set of previously stored settings.

***RST**

Set the instrument to its Default settings.

***SAV <numeric>**

<numeric> = 0 to 4

Save Stored Settings - Stores the current instrument settings.

***SRE <numeric>**

<numeric> =	8	QUES Status Summary
	16	Message Available
	32	Event Status Summary
	64	Request Service
	128	OPER Status Summary

Service Request Enable - Sets the status byte mask.

***SRE?**

<numeric> = 0 to 65535

2 Common Commands

Service Request Enable Query - Returns the current mask setting in numeric form.

***STB?**

<numeric> = 0 to 65535

Status Byte Query - Returns the value of the status byte in numeric form.

***TRG**

Trigger - Not implemented on This instrument

***TRG?**

Trigger Query - Not implemented on This instrument

***WAI**

Wait To Continue - Not implemented on the This instrument

***TST**


Initiate Self Test

***TST?**

<boolean> = 1 = selftest in progress

Self Test Query

2 Common Commands



3

OTN Command Reference

OTN Command Reference	105
SOURce subsystem - Transmitter OTN Settings Commands	106
SOURce subsystem - Transmitter OTN Overhead Setup Commands	108
SOURce subsystem - Transmitter Error Test Function	115
SOURce subsystem - Transmitter Alarm Test Functions	121
SOURce subsystem - Transmitter Frequency Offset Commands	126
SOURce subsystem - Transmitter GCC Insert Commands	128
SENSe subsystem - Receiver OTN Settings Commands	129
SENSe subsystem - Receiver GCC Drop Commands	131
SENSe subsystem - Data Capture Commands	132
SENSe subsystem - Receiver Overhead Monitor Commands	134
SENSe Subsystem - Signal Wizard OTN Frame Layer	137
SENSe subsystem - Result Returning Commands	138
FETCh subsystem	142
FETCh Subsystem - Signal Wizard OTN Frame Layer	149
SYSTEM Subsystem - Trigger Output OTN Commands	150



OTN Command Reference

This chapter contains detailed information on the SCPI (Standard Commands for Programming Instruments) and IEEE 488.2 common commands you will use when writing programs to control your Instrument for OTN operation.

Please also refer to chapter 2 Common Commands for general information on SCPI command formats and for a list of commands.

SOURce subsystem - Transmitter OTN Settings Commands

:SOURce:DATA:TELEcom:OTN:RATE <discrete>

<discrete> =	OTU2	10.71Gb/s
	OTU1	2.66Gb/s

Sets the output rate for the instrument output port.

:SOURce:DATA:TELEcom:OTN:RATE?

Returns: <discrete>

:SOURce:DATA:TELEcom:OTN:SCRambling <boolean>

<boolean> =	0 or OFF	OTN Scrambling Off
	1 or ON	OTN Scrambling On

Enables or Disables OTN Scrambling.

:SOURce:DATA:TELEcom:OTN:SCRambling?

Returns: <boolean>

:SOURce:DATA:TELEcom:OTN:FEC <boolean>

<boolean> =	0 or OFF	OTN Forward Error Correction Off
	1 or ON	OTN Forward Error Correction On

Enables or Disables OTN Forward Error Correction (FEC).

:SOURce:DATA:TELEcom:OTN:FEC?

Returns: <boolean>

3 OTN Command Reference

:SOURce:DATA:TELEcom:OTN:MAPPing <discrete>

<discrete> =	ASYNchronous	Asynchronous mapping
	SYNChronous	Synchronous mapping

Sets the mapping used for transmission.

:SOURce:DATA:TELEcom:OTN:MAPPing?

Returns: <discrete>

:SOURce:DATA:TELEcom:OTN:PAYLoad <discrete>

<discrete> =	SDH	SDH Payload
	SONet	SONET Payload
	NULLclient	NULL Client Payload
	TEST	Test Payload

Selects the OTN payload.

:SOURce:DATA:TELEcom:OTN:PAYLoad?

Returns: <discrete>

SOURce subsystem - Transmitter OTN Overhead Setup Commands

Lists the settings for the commands associated with the TRANSMIT OVERHEAD SET UP display. The following commands are only available when an OTN transmit signal rate is active.

Overhead Byte Setup

:SOURce:DATA:TELEcom:OTN:OVERhead:DEFault

Sets all overhead bytes to their default value.

:SOURce:DATA:TELEcom:OTN:OVERhead:DATA <discrete>, <numeric>

<discrete> = FAS_1 | FAS_2 | FAS_3 | FAS_4 | FAS_5 | FAS_6
 |SM_3 | GCC0_1 | GCC0_2 | TCMACT |TCM6_1 |
 TCM6_3 | TCM5_1 | TCM5_3 | TCM4_1 |TCM4_3 |
 TCM3_1 | TCM3_3 | TCM2_1 | TCM2_3 |TCM1_1 |
 TCM1_3 | FTFL | PM_3 | EXP_1 |EXP_2 | GCC1_1 |
 GCC1_2 | GCC2_1 | GCC2_2 |APSPCC_1 | APSPCC_2 |
 APSPCC_3 |APSPCC_4

<numeric> = 0 to 255 Byte Value

Sets the value of the selected transmitter section overhead byte. The required byte is specified by 2 command parameters.

The first parameter identifies the specific byte. There are two ways of specifying this byte. The first is to use standard names where these are valid. The set of valid names are shown in the table above. The second method is to use an "Xr-cc" notation, where rr is the numerical value of the row in the OTN overhead and cc is the numerical value of the column in the OTN overhead. This method allows access to any byte in the OTN overhead.

The second command parameter is the new value that will be transmitted in the specified byte. This value can be specified in hex, octal or decimal format.

:SOURce:DATA:TELEcom:OTN:OVERhead:DATA? <discrete>

<discrete> = FAS_1 | FAS_2 | FAS_3 | FAS_4 | FAS_5 | FAS_6

3 OTN Command Reference

|SM_3 | GCC0_1 | GCC0_2 | TCMACT |TCM6_1 |
TCM6_3 | TCM5_1 | TCM5_3 | TCM4_1 |TCM4_3 |
TCM3_1 | TCM3_3 | TCM2_1 | TCM2_3 |TCM1_1 |
TCM1_3 | FTFI | PM_3 | EXP_1 |EXP_2 | GCC1_1 |
GCC1_2 | GCC2_1 | GCC2_2 |APSPCC_1 | APSPCC_2 |
APSPCC_3 |APSPCC_4

Returns: <numeric>

:SOURCE:DATA:TELEcom:OTN:OVERhead:PM:SAPI:B15 <string>

<string> =

Sets the 15-byte SAPI field that is used for Path Monitoring (PM).

:SOURCE:DATA:TELEcom:OTN:OVERhead:PM:SAPI:B15?

Returns: <string>

:SOURCE:DATA:TELEcom:OTN:OVERhead:PM:DAPI:B15 <string>

<string> =

Sets the 15-byte DAPI field that is used for Path Monitoring (PM).

:SOURCE:DATA:TELEcom:OTN:OVERhead:PM:DAPI:B15?

Returns: <string>

:SOURCE:DATA:TELEcom:OTN:OVERhead:PM:OPSPec:B32 <string>

<string> =

Sets the 32-byte Operator Specific field that is used for Path Monitoring (PM).

:SOURCE:DATA:TELEcom:OTN:OVERhead:PM:OPSPec:B32?

Returns: <string>

:SOURCE:DATA:TELEcom:OTN:OVERhead:SM:SAPI:B15 <string>

<string> =

Sets the 15-byte SAPI field that is used for Section Monitoring (SM).

:SOURCE:DATA:TELEcom:OTN:OVERhead:SM:SAPI:B15?

Returns: <string>

:SOURCE:DATA:TELEcom:OTN:OVERhead:SM:DAPI:B15 <string>

<string> =

Sets the 15-byte DAPI field that is used for Section Monitoring (SM).

:SOURCE:DATA:TELEcom:OTN:OVERhead:SM:DAPI:B15?

Returns: <string>

:SOURCE:DATA:TELEcom:OTN:OVERhead:SM:OPSPec:B32 <string>

<string> =

Sets the 32-byte Operator Specific field that is used for Section Monitoring (SM).

:SOURCE:DATA:TELEcom:OTN:OVERhead:SM:OPSPec:B32?

Returns: <string>

:SOURCE:DATA:TELEcom:OTN:OVERhead:PTYPe <discrete>

<discrete> =	EXPerimental	Experimental Mapping
	ASYNc	Asynchronous STMMapping
	BITSync	Bit synchronousSTM-N Mapping
	ATM	ATM Mapping

3 OTN Command Reference

GFP	GFP Mapping
BSOCtet	Bit Stream (with octet timing)
BSNoctet	Bit Stream (without octet timing)
NULLtest	NULL test signal mapping
PRBStest	PRBS test signal mapping
USER	User defined value

Sets the value of the Payload Type (PT) byte. When USER is selected, the value of the PT byte is specified using the `:SOURCE:DATA:TELEcom:OTN:OVERhead:PTYPE:USER <numeric>` command.

:SOURCE:DATA:TELEcom:OTN:OVERhead:PTYPE?

Returns: <discrete>

:SOURCE:DATA:TELEcom:OTN:OVERhead:PTYPE:USER <numeric>

<numeric> = 0 to +255 PT Byte Value

Sets the value of the Payload Type (PT) byte to a user defined value.

:SOURCE:DATA:TELEcom:OTN:OVERhead:PTYPE:USER?

Returns: <numeric>

Overhead Sequence Setup

:SOURCE:DATA:TELEcom:OTN:SEquence:OHBYte <discrete>

<discrete> = FAS | MFAS | SM_1 | SM_3 | GCC0 | TCMact | TCM6_1 | TCM6_3 | TCM5_1 | TCM5_3 | TCM4_1 | TCM4_3 | TCM3_1 | TCM3_3 | TCM2_1 | TCM2_3 | TCM1_1 | TCM1_3 | FTFL | PM_1 | PM_3 | EXP GCC1 | GCC2 | APSPcc | Xrrcc

Selects the overhead channel into which the overhead sequence is to be in-

:SOURce:DATA:TELEcom:OTN:SEQuence:DATA <numeric>, <string>

<numeric> = 1 to 256

<string> = See Below

Sets the Sequence data pattern for the designated element to the hexadecimal value contained in the string. The number of hexadecimal characters is dependent on the overhead channel selected by

:SOURce:DATA:TELEcom:OTN:SEQuence:OHBYte <discrete>. Two hexadecimal characters are required per byte, for example:

TCMACT - 1 byte "00" to "FF"

FAS - 6 bytes "000000000000" to "FFFFFFFFFFFF"

:SOURce:DATA:TELEcom:OTN:SEQuence:DATA? <numeric>

<numeric> = 1 to 256

Returns: <string>

:SOURce:DATA:TELEcom:OTN:SEQuence:MODE <discrete>

<discrete> =	SINGLE	Single Run
	REPeat	Repeat Run

Selects whether to run a sequence once or repeatedly.

:SOURce:DATA:TELEcom:OTN:SEQuence:MODE?

Returns: <discrete>

:SOURce:DATA:TELEcom:OTN:SEQuence <discrete>

<discrete> =	STOP	Stop current sequence
	START	Start new sequence

Stops or starts a Single or Repeat run Sequence.

:SOURce:DATA:TELEcom:OTN:SEQuence?

Returns: <discrete>

SOURce subsystem - Transmitter Error Test Function

:SOURce:DATA:TELEcom:OTN:ERRor:GROup <discrete>

<discrete> =	PHYSical	Physical Errors
	OTN	OTN Errors
	SECTion	SDH Section Overhead Er- rors
	TRANsport	SONET Transport Overhead Errors
	PATH	SDH/SON Path Errors
	TCM	SDH Tandem Connection Monitor Errors
	PATtern	Pattern Errors

Selects OTN transmit test function Error Group. Further selection of :SOURce:DATA:TELEcom:OTN:ERRor:RATE <discrete> is required. Selection of PATtern results in BIT error type being selected.

:SOURce:DATA:TELEcom:OTN:ERRor:GROup?

Returns: <discrete>

:SOURce:DATA:TELEcom:OTN:ERRor:OTN <discrete>

<discrete> =	FRAME	Frame Error
	MFAS	MFAS Error
	TBIP8	OTU BIP8 Error
	TBEI	OTU BEI Error
	DBIP8	ODU BEI Error
	DBEI	ODU BEI Error
	UFEC	Uncorrectable FEC Error

Selects OTN Error Type to generate. Further selection of

:SOURce:DATA:TELEcom:OTN:ERRor:RATE <discrete> is required.

:SOURce:DATA:TELEcom:OTN:ERRor:OTN?

Returns: <discrete>

:SOURce:DATA:TELEcom:OTN:ERRor:SECTIon <discrete>

<discrete> =	FRAME	A1A2 Frame Errors
	RSBip	RS-BIP, B1 Errors
	MSBip	MS-BIP, B2 Errors
	MSRei	MS-REI Errors

Selects Section Error Type to generate. Further selection of
:SOURce:DATA:TELEcom:OTN:ERRor:RATE <discrete> is required.

:SOURce:DATA:TELEcom:OTN:ERRor:SECTIon?

Returns: <discrete>

:SOURce:DATA:TELEcom:OTN:ERRor:TRANSport <discrete>

<discrete> =	FRAME	A1A2 frame errors
	CVS	CV-S (Section B1 BIP) Er- rors
	CVL	CV-L (Line B2 BIP) Errors
	REIL	REI-L (Line FEBE) Errors

Selects Transport Error Type to generate. Further selection of
:SOURce:DATA:TELEcom:OTN:ERRor:RATE <discrete> is required.

:SOURce:DATA:TELEcom:OTN:ERRor:TRANSport?

Returns: <discrete>

:SOURce:DATA:TELEcom:OTN:ERRor:PATH <discrete>

3 OTN Command Reference

<discrete> =	PBIP	SDH Path Bip, B3 Errors
	HPRei	SDH HP-REI Errors
	CVP	SONET Path Bip Errors
	REIP	SONET REI-P Errors

Selects Path Error Type to generate. Further selection of :SOURCE:DATA:TELEcom:OTN:ERROR:RATE <discrete> is required.

:SOURCE:DATA:TELEcom:OTN:ERROR:PATH?

Returns: <discrete>

:SOURCE:DATA:TELEcom:OTN:ERROR:TCM <discrete>

<discrete> =	TCIec	TCM Incoming Error Count
	TCRei	TCM REI
	OEI	TCM Outgoing Error Indication

Selects TCM Error Type to generate. Further selection of :SOURCE:DATA:TELEcom:OTN:ERROR:RATE <discrete> is required.

:SOURCE:DATA:TELEcom:OTN:ERROR:TCM?

Returns: <discrete>

:SOURCE:DATA:TELEcom:OTN:ERROR:PATTERN <discrete>

<discrete> = BIT

Selects Pattern Error Type to generate. Further selection of :SOURCE:DATA:TELEcom:OTN:ERROR:RATE <discrete> is required.

:SOURCE:DATA:TELEcom:OTN:ERROR:PATTERN?

Returns: <discrete>

:SOURce:DATA:TELEcom:ERRor:SINGLE

Injects a single error.

:SOURce:DATA:TELEcom:OTN:ERRor:RATE <discrete>

<discrete> =	NONE	Errors Off
	EALL	Error All
	APSThreshold	APS Threshold (MS Bit only)
	E_3	Line rate dependent
	E_4	Line rate dependent
	E_5	Line rate dependent
	E_6	
	E_7	
	E_8	
	E_9	
	USER	User defined error rate

Selects the transmitter Error Rate of the error type selected by the Error Group Selection Functions.

NOTE

If this query returns USER, then
 :SOURce:DATA:TELEcom:OTN:ERRor:RATE:USER <numeric>? must be used to
 discover the currently injected error rate.

:SOURce:DATA:TELEcom:OTN:ERRor:RATE?

Returns: <discrete>

:SOURce:DATA:TELEcom:OTN:ERRor:RATE:USER <numeric>

<numeric> = 9.9E-9 to 1.1E-3 mantissa resolution 0.1, ex-

ponent resolution 1

Sets the user defined Error Add rate.

:SOURCE:DATA:TELEcom:OTN:ERRor:RATE <discrete> must be set to USER

NOTE

The maximum user defined error rate is dependent on both error type and line rate.

:SOURCE:DATA:TELEcom:OTN:ERRor:RATE:USER?

Returns: <numeric>

:SOURCE:DATA:TELEcom:OTN:ERRor:RATE:USER:ACTION <boolean>

<boolean> =	0 or OFF	
	1 or ON	User Value set as Error Rate

Sets the user defined Error Add rate specified by
:SOURCE:DATA:TELEcom:OTN:ERRor:RATE:USER <numeric>.

:SOURCE:DATA:TELEcom:OTN:ERRor:RATE:USER:ACTION?

Returns: <boolean>

:SOURCE:DATA:TELEcom:OTN:ERRor:APSThreshold:NERRors <numeric>

<numeric> =	0 to 640	for STM-0
	0 to 1920	for STM-1
	0 to 7680	for STM-4
	0 to 30720	for STM-16
	0 to 122880	for STM-64

Sets the number of errors for the APS Threshold when
:SOURCE:DATA:TELEcom:OTN:ERRor:RATE <discrete> is set to APSThreshold.
Default = 0.

:SOURce:DATA:TELEcom:OTN:ERRor:APSThreshold:NERrors?

Returns: <numeric>

:SOURce:DATA:TELEcom:OTN:ERRor:APSThreshold:EINTerval <discrete>

<discrete> =	MS10	10 milliseconds
	MS100	100 milliseconds
	S1	1 second
	S10	10 seconds
	S100	100 seconds
	S1000	1,000 seconds

Sets the interval between APS Threshold errors when
:SOURce:DATA:TELEcom:OTN:ERRor:RATE <discrete> is set to APSThreshold .

:SOURce:DATA:TELEcom:OTN:ERRor:APSThreshold:EINTerval?

Returns: <discrete>

SOURce subsystem - Transmitter Alarm Test Functions

Further commands (including Alarm Stress) can be found in the 'Transmitter Alarm Test Functions' section of the 'Common Commands' chapter.

:SOURce:DATA:TELEcom:OTN:ALARm:GROup <discrete>

<discrete> =	PHYSical	Physical Alarms
	OTN	OTN Alarms
	SECTion	SDH Section Overhead Alarms
	TRANsport	SONET Transport Overhead Alarms
	PATH	SDH/SONET Path Overhead Alarms
	TCM	SDH Tandem Connection Monitor Alarms

Selects Alarm Group. Further selections from the group alarms must be made using :SOURce:DATA:TELEcom:OTN:ALARm:PHYSical <discrete>, :SOURce:DATA:TELEcom:OTN:ALARm:OTN <discrete> ...etc, and finally :SOURce:DATA:TELEcom:ALARm <boolean> should be set to ON to activate the alarm selected.

:SOURce:DATA:TELEcom:OTN:ALARm:GROup?

Returns: <discrete>

:SOURce:DATA:TELEcom:OTN:ALARm:PHYSical <discrete>

<discrete> = LOS Loss of Signal Alarm

Selects PHYSical Alarms.

:SOURce:DATA:TELEcom:OTN:ALARm:PHYSical?

Returns: <discrete>

:SOURce:DATA:TELEcom:OTN:ALARm:OTN <discrete>

<discrete> =	LOF	Loss of Frame
	OOF	Out of Frame
	LOM	Loss of Multiframe
	OOM	Out of Multiframe
	TAIS	OTU-AIS
	IAE	OTU-IAE
	TBDI	OTU-BDI
	DAIS	ODU-AIS
	OCI	ODU-OCI
	LCK	ODU-LCK
	DBDI	ODU-BDI

Selects OTN-Specific Alarms. OOF and OOM alarms are transmitted using the commands :SOURce:DATA:TELEcom:OTN:ALARm:OOF and :SOURce:DATA:TELEcom:OTN:ALARm:PHYSical <discrete>

:SOURce:DATA:TELEcom:OTN:ALARm:OTN?

Returns: <discrete>

:SOURce:DATA:TELEcom:OTN:ALARm:SECTion <discrete>

<discrete> =	LOF	Loss of Frame
	OOF	Out of Frame
	MSAis	MS-AIS alarm indication signal
	MSRDi	MS-RDI remote defect indication

Selects Section Overhead alarms.

:SOURce:DATA:TELEcom:OTN:ALARm:SECTion?

3 OTN Command Reference

Returns: <discrete>

:SOURCE:DATA:TELEcom:OTN:ALARM:TRANsport <discrete>

<discrete> =	LOF	Loss of Frame
	SEF	Severely Errored Frame
	AISL	AIS-L alarm indication signal
	RDIL	RDI-L remote defect indication

Selects Transport Alarms.

:SOURCE:DATA:TELEcom:OTN:ALARM:TRANsport?

Returns: <discrete>

:SOURCE:DATA:TELEcom:OTN:ALARM:PATH <discrete>

<discrete> =	PAIS	SDH Path AIS
	AULop	SDH AU-LOP Loss of AU pointer
	HPRDi	SDH HP-RDI remote defect indication
	AISP	SONET Path AIS
	LOPP	SONET LOP-P Alarm
	HPRDi	SONET RDI-P Alarm
	PUNequipped	SDH/SONET Path Un-equipped

Selects Path Alarms.

:SOURCE:DATA:TELEcom:OTN:ALARM:PATH?

Returns: <discrete>

:SOURCE:DATA:TELEcom:OTN:ALARm:TCM <discrete>

<discrete> =	TCRDi	TCM remote defect indication
	ODI	outgoing defect indication
	TCOom	TCM loss of multi-frame alignment
	IAIS	Incoming alarm indication signal
	VCAis	VC alarm indication signal
	TCUNeq	TCM unequiped

Selects Tandem Connection Mode Alarms.

:SOURCE:DATA:TELEcom:OTN:ALARm:TCM?

Returns: <discrete>

:SOURCE:DATA:TELEcom:OTN:ALARm:HERDi <discrete>

<discrete> =	OFF	HI Path RDI no defect, nonenhanced
	PAYLoad	HI Path RDI payload enhanced
	SERVer	HI Path RDI server defect enhanced
	CONNection	HI Path RDI connection enhanced

Selects HI Path Enhanced RDI Alarm state.

:SOURCE:DATA:TELEcom:OTN:ALARm:HERDi?

Returns: <discrete>

3 OTN Command Reference

:SOURce:DATA:TELEcom:ALARm <boolean>

<boolean> = 0 or OFF
1 or ON

Enables and disables Alarm Generation.

:SOURce:DATA:TELEcom:ALARm?

Returns: <boolean>

:SOURce:DATA:TELEcom:OTN:ALARm:OOF

Sets the OOF alarm Active.

:SOURce:DATA:TELEcom:OTN:ALARm:OOM

Sets the OOM alarm Active.

SOURce subsystem - Transmitter Frequency Offset Commands

:SOURce:CLOCK:OTN:FOFFset <boolean>

<boolean> = 0 or OFF
1 or On

Enables or disables the Clock Frequency Offset. The amount of Offset is set using :SOURce:CLOCK:OTN:FOFFset:OFFSet <numeric>.

:SOURce:CLOCK:OTN:FOFFset?

Returns: <boolean>

:SOURce:CLOCK:OTN:FOFFset:OFFSet <numeric>

<numeric> = -90.00 to+90.00 ppm for all rates
-100.00 to+100.00 ppm for OTU-1

Sets the amount of Clock Frequency Offset when Frequency Offset is enabled by setting :SOURce:CLOCK:OTN:FOFFset <boolean> to ON.

:SOURce:CLOCK:OTN:FOFFset:OFFSet?

Returns: <numeric>

:SOURce:CLOCK:OTN:FOFFset:OPU <boolean>

<boolean> = 0 or OFF
1 or ON

Enables or disables the OPU Clock Frequency Offset. The amount of Offset is set using :SOURce:CLOCK:OTN:FOFFset:OPU:OFFSet <numeric>.

:SOURce:CLOCK:OTN:FOFFset:OPU?

Returns: <boolean>

3 OTN Command Reference

:SOURce:CLOCK:OTN:FOFFset:OPU:OFFSet <numeric>

<numeric> = -90.00 to +90.00 ppm for all rates

Sets the amount of OPU Clock Frequency Offset when Frequency Offset is enabled by setting :SOURce:CLOCK:OTN:FOFFset:OPU <boolean> to ON.

:SOURce:CLOCK:OTN:FOFFset:OPU:OFFSet?

Returns: <numeric>

SOURce subsystem - Transmitter GCC Insert Commands

:SOURce:DATA:TELEcom:OTN:IGCC <discrete>

<discrete> =	NONE	Turns GCC Insertion Off
	GCC0	Insert OTU GCC0
	GCC1	Insert ODU GCC1
	GCC2	Insert ODU GCC2

Selects the General Communications Channel to be inserted for GCC test function.

:SOURce:DATA:TELEcom:OTN:IGCC?

Returns: <discrete>

SENSe subsystem - Receiver OTN Settings Commands

:SENSe:DATA:TELecom:OTN:RATE <discrete>

<discrete> =	OTU2	10.71Gb/s
	OTU1	2.66Gb/

Sets the input rate for the instrument input port.

:SENSe:DATA:TELecom:OTN:RATE?

Returns: <discrete>

:SENSe:DATA:TELecom:OTN:SCRambling <boolean>

<boolean> =	0 or OFF	OTN Scrambling Off
	1 or ON	OTN Scrambling On

Enables or Disables OTN Scrambling.

:SENSe:DATA:TELecom:OTN:SCRambling?

Returns: <boolean>

:SENSe:DATA:TELecom:OTN:FEC <boolean>

<boolean> =	0 or OFF	OTN Forward Error Correction Off
	1 or ON	OTN Forward Error Correction On

Enables or Disables OTN Forward Error Correction (FEC).

:SENSe:DATA:TELecom:OTN:FEC?

Returns: <boolean>

:SENSe:DATA:TELEcom:OTN:MAPPING <discrete>

<discrete> =	ASYNchronous	Asynchronous mapping
	SYNChronous	Synchronous mapping

Sets the mapping as asynchronous or synchronous.

:SENSe:DATA:TELEcom:OTN:MAPPING?

Returns: <discrete>

:SENSe:DATA:TELEcom:OTN:PAYLoad <discrete>

<discrete> =	SDH	SDH Payload
	SONet	SONET Payload
	NULLclient	NULL Client Payload
	TEST	Test Payload

Selects the OTN payload.

:SENSe:DATA:TELEcom:OTN:PAYLoad?

Returns: <discrete>

SENSe subsystem - Receiver GCC Drop Commands

:SENSe:DATA:TELEcom:OTN:DGCC <discrete>

<discrete> =	NONE	Turns GCC Drop Off
	GCC0	Drop OTU GCC0
	GCC1	Drop ODU GCC1
	GCC2	Drop ODU GCC2

Selects the General Communications Channel to be dropped for GCC test function.

:SENSe:DATA:TELEcom:OTN:DGCC?

Returns: <discrete>

SENSe subsystem - Data Capture Commands

The following commands are used to configure data capture for OTN. General commands for data capture are found in the Common Commands chapter.

:SENSe:DATA:TELEcom:DCAPture:TRIGger:ERRor:OTN <discrete>

<discrete> =	FRAME	FAS Error
	MFAS	MFAS Error
	TBIP8	OTU BIP8 Error
	TBEI	OTU BEI Error
	DBIP8	ODU BIP8 Error
	DBEI	ODU BEI Error
	CFEC	Correctable FEC Errors
	UFEC	Uncorrectable FEC Errors

Selects OTN error for triggering data capture.

:SENSe:DATA:TELEcom:DCAPture:TRIGger:ERRor:OTN?

Returns: <discrete>

:SENSe:DATA:TELEcom:DCAPture:TRIGger:ALARm:OTN <discrete>

<discrete> =	LOF	Loss of Frame
	OOF	Out of Frame
	LOM	Loss of Multiframe
	OOM	Out of Multiframe
	TAIS	OTU-AIS
	IAE	OTU-IAE
	TBDI	OTU-BDI
	DAIS	ODU-AIS
	OCI	ODU-OCI

3 OTN Command Reference

LCK	ODU-LCK
DBDI	ODU-BDI

Selects OTN alarm for triggering data capture.

:SENSe:DATA:TELecom:DCAPture:TRIGger:ALARm:OTN?

Returns: <discrete>

SENSe subsystem - Receiver Overhead Monitor Commands

:SENSe:DATA:TELEcom:OTN:OCAPture:OHBYte <discrete>

```
<discrete> =  FAS | MFAS | SM_1 | SM_3 | GCC0 | TCMact | TCM6_1
              | TCM6_3 | TCM5_1 | TCM5_3 | TCM4_1 | TCM4_3 |
              TCM3_1 | TCM3_3 | TCM2_1 | TCM2_3 | TCM1_1 |
              TCM1_3 | FTFL | PM_1 | PM_3 | EXP GCC1 | GCC2 |
              APSPcc | Xrrcc
```

Selects the overhead channel to be captured.

The channel may be specified by the channel name (if it exists) or by an 'Xrrcc' notation. 'Xrrcc' specifies a particular overhead byte using a two-digit row (rr) and two-digit column (cc). If the byte is part of a larger channel, then the complete channel is selected. For example, if the user specifies 'X0313' then the EXP channel will be accepted.

The following channels cannot be selected for Overhead Capture: SM Byte 2, Tandem Connection Monitoring 1 - 6 (Byte 2), PM Byte 2, Justification Control bytes.

:SENSe:DATA:TELEcom:OTN:OCAPture:OHBYte?

Returns: <discrete>

:SENSe:DATA:TELEcom:OTN:OCAPture:TRIGger:SELECTION <discrete>

```
<discrete> =  MANual           Manual trigger
              PRE             Pre-trigger capture
              CENTERed       Centre-trigger capture
              POST           Post-trigger capture
```

Selects the type of trigger for Overhead Capture.

When MANual trigger is selected, capture is started using the :SENSe:DATA:TELEcom:OTN:OCAPture command. PRE-trigger capture will capture up to 255 elements before the trigger pattern (:SENSe:DATA:TELEcom:OTN:OCAPture:TRIGger:PATTern).

CENTERed capture captures elements either side of the trigger pattern. POST capture captures up to 255 elements after the trigger pattern.

:SENSe:DATA:TELEcom:OTN:OCAPture:TRIGger:SELECTION?

Returns: <discrete>

:SENSe:DATA:TELEcom:OTN:OCAPture:TRIGger:POLarity <discrete>

<discrete> =	ON	Triggers when capture data MATCHES trigger pattern
	ONNot	Triggers when capture data DOES NOT MATCH trigger-pattern

Selects whether the trigger will start capture on data matching the trigger pattern or not matching the trigger pattern.

:SENSe:DATA:TELEcom:OTN:OCAPture:TRIGger:POLarity?

Returns: <discrete>

:SENSe:DATA:TELEcom:OTN:OCAPture:TRIGger:PATTERN <string>

<string> = See Below

Sets the overhead capture trigger pattern as a string of hexadecimal digits. The number of hexadecimal characters is dependent on the overhead channel selected by

:SENSe:DATA:TELEcom:OTN:OCAPture:OHBYte <discrete>.

Two hexadecimal characters are required per byte, for example:
TCMACT - 1 byte "00" to "FF"
FAS - 6 bytes "000000000000" to "FFFFFFFFFFFF"

:SENSe:DATA:TELEcom:OTN:OCAPture:TRIGger:PATTERN?

Returns: <string>

:SENSe:DATA:TELEcom:OTN:OCAPture:TRIGger:MASK <string>

<string> = See Below

Sets the mask for the overhead capture trigger as a string of hexadecimal characters. Allows certain bits of the trigger pattern to be masked. The number of hexadecimal characters is dependent on the overhead channel selected by :SENSe:DATA:TELEcom:OTN:OCAPture:OHBYte <discrete>.

:SENSe:DATA:TELEcom:OTN:OCAPture:TRIGger:MASK?

Returns: <string>

:SENSe:DATA:TELEcom:OTN:OCAPture <discrete>

<discrete> =	STOP	Stop current capture
	START	Start new capture

Stops or starts overhead sequence capture.

:SENSe:DATA:TELEcom:OTN:OCAPture?

Returns: <discrete>

SENSE Subsystem - Signal Wizard OTN Frame Layer

The following commands will only return meaningful results when an OTN frame has been detected on the selected port.

:SENSE:DATA:TELEcom:SIGWizard:OTN:RATE?

Returns: <string> Eg "OTU2"

Returns the OTN signal rate detected.

:SENSE:DATA? "SIGWizard:OTN:OTUnit"

Returns: <discrete>= OK | ERR | HIST | TRAN | UNK

Returns the state of the OTU error/alarm indicator.

:SENSE:DATA? "SIGWizard:OTN:ODUnit"

Returns: <discrete>= OK | ERR | HIST | TRAN | UNK

Returns the state of the ODU error/alarm indicator.

:SENSE:DATA? "SIGWizard:OTN:CFEC"

Returns: <discrete>= OK | ERR | HIST | TRAN | UNK

Returns the state of the corrected FEC error indicator.

:SENSE:DATA? "SIGWizard:OTN:UFEC"

Returns: <discrete>= OK | ERR | HIST | TRAN | UNK

Returns the state of the uncorrected FEC error indicator.

SENSE subsystem - Result Returning Commands

OTN Last second Results

:SENSE:DATA? <string>

<string> = "ECOUNT:OTN:LSECond:<error>" <error> is one of the following

FRAME	Frame error count
MFRAME	MFAS error count
CFEC	Correctable FEC error count
UFEC	Uncorrectable FEC error count

<string> = "ERATIO:OTN:LSECond:<error>" <error> is one of the following

FRAME	Frame error ratio
MFRAME	MFAS error ratio
CFEC	Correctable FEC error ratio
UFEC	Uncorrectable FEC error ratio

Returns: <numeric>

OTU Last second Results

:SENSE:DATA? <string>

<string> = "ECOUNT:OTU:LSECond:<error>" <error> is one of the following

BIP8	OTU BIP8 error count
BEI	BEI error count

<string> = "ERATIO:OTU:LSECond:<error>" <error> is one of the following

BIP8	OTU BIP8 error ratio
BEI	BEI error ratio

Returns: <numeric>

ODU Last second Results

:SENSE:DATA? <string>

<string> = "ECOUNT:ODU:LSECond:<error>" <error> is one of the following

3 OTN Command Reference

BIP8	ODU BIP8 error count
BEI	BEI error count

<string> = ERATio:ODU:LSECond:<error>" <error> is one of the following

BIP8	ODU BIP8 error ratio
BEI	BEI error ratio

Returns: <numeric>

OTN Total Results

:SENSE:DATA? <string>

<string> = "ECount:OTN:<error>" <error> is one of the following

FRAMe	Frame error count
MFRame	MFAS error count
CFEC	Correctable FEC error count
UFEC	Uncorrectable FEC error count

<string> = "ERATio:OTN:<error>" <error> is one of the following

FRAMe	Frame error ratio
MFRame	MFAS error ratio
CFEC	Correctable FEC error ratio
UFEC	Uncorrectable FEC error ratio

Returns: <numeric>

OTU Total Results

:SENSE:DATA? <string>

<string> = "ECount:OTU:<error>" <error> is one of the following

BIP8	OTU BIP8 error count
BEI	BEI error count

<string> = "ERATio:OTU:<error>" <error> is one of the following

BIP8	OTU BIP8 error ratio
BEI	BEI error ratio

Returns: <numeric>

ODU Total Results

:SENSE:DATA? <string>

<string> = "ECOUNT:ODU:<error>" <error> is one of the following

BIP8	ODU BIP8 error count
BEI	BEI error count

<string> = "ERATIO:ODU:<error>" <error> is one of the following

BIP8	ODU BIP8 error ratio
BEI	BEI error ratio

Returns: <numeric>

OTN Alarm Seconds Results

:SENSE:DATA? <string>

<string> = "ASECOND:OTN:<alarm>" <alarm> is one of the following

LOF	Loss Of Frame
OOF	Out Of Frame
LOM	Loss of Multi-Frame
OOM	Out Of Multi-Frame

Returns: <numeric>

OTU Alarm Seconds Results

:SENSE:DATA? <string>

<string> = "ASECOND:OTU:<alarm>" <alarm> is one of the following

AIS	Alarm Indication Signal
BDI	Backward Defect Indication
IAE	Incoming Alignment Error

Returns: <numeric>

ODU Alarm Seconds Results

:SENSE:DATA? <string>

<string> = "ASECOND:ODU:<alarm>" <alarm> is one of the following

3 OTN Command Reference

AIS	Alarm Indication Signal
OCI	Open Connection Indication
LCK	Locked
BDI	Backward Defect Indication

Returns: <numeric>

Implied Payload Offset Result

:SENSE:DATA? <string>

<string> = "OTN:OPU:IOFFset"

Returns: <numeric>

FETCh subsystem

The FETCh subsystem is used to retrieve data directly accumulated by the instrument.

OTN Overhead Monitor

:FETCh:ARRAy:DATA:TELEcom:OTN:OVERhead:DATA?

Returns: <numeric>, <numeric>,.....<numeric>

Returns the value of the OTN overhead as a comma separated list of 64 integer numerical values in the range 0 to 255.

The values are arranged as shown

```
<row1 col1>,<row1 col2>,<row1 col3>.....<row1 col16>,<row2 col1>.....<row2 col16>,<row3 col1>.....<row3 col16>,<row4 col1>,<row4 col2>,<row4 col3>....<row4 col16>
```

:FETCh:SCALAr:DATA:TELEcom:OTN:OVERhead:DATA? <discrete>

```
<discrete> =  FAS_1 | FAS_2 | FAS_3 | FAS_4 | FAS_5 | FAS_6 |
               SM_3 | GCC0_1 | GCC0_2 | TCMACT | TCM6_1 |
               TCM6_3 | TCM5_1 | TCM5_3 | TCM4_1 | TCM4_3 |
               TCM3_1 | TCM3_3 | TCM2_1 | TCM2_3 | TCM1_1 |
               TCM1_3 | FTFL | PM_3 | EXP_1 | EXP_2 | GCC1_1 |
               GCC1_2 | GCC2_1 | GCC2_2 | APSPCC_1 | APSPCC_2 |
               APSPCC_3 | APSPCC_4
```

Returns: <numeric>

Returns the value of a single named byte of the OTN overhead. The required byte is specified by 1 command parameter.

The parameter identifies the specific byte. There are two ways of specifying this byte. The first is to use standard names where these are valid. The set of valid names is shown in the table above. The second method is to use an "Xrrcc" notation, where rr is the numerical value of the row in the OTN overhead and cc is the numerical value of the column in the OTN overhead. For example, X0204 references the TCMACT byte. This method allows access to any byte in the OTN

overhead.

OTN Overhead Trace Messages

:FETCh:ARRAy:DATA:TELEcom:OTN:OVERhead:PM:SAPI?

Returns: <numeric>, <numeric>,.....<numeric>

Returns the value of the Path Monitoring SAPI bytes as an array of 16 numeric values. Each numeric is in the range 0 to 255.

:FETCh:ARRAy:DATA:TELEcom:OTN:OVERhead:PM:DAPI?

Returns: <numeric>, <numeric>,.....<numeric>

Returns the value of the Path Monitoring DAPI bytes as an array of 16 numeric values. Each numeric is in the range 0 to 255.

:FETCh:ARRAy:DATA:TELEcom:OTN:OVERhead:PM:OPSPec?

Returns: <numeric>, <numeric>,.....<numeric>

Returns the value of the Path Monitoring Operator Specific bytes as an array of 32 numeric values. Each numeric is in the range 0 to 255.

:FETCh:ARRAy:DATA:TELEcom:OTN:OVERhead:SM:SAPI?

Returns: <numeric>, <numeric>,.....<numeric>

Returns the value of the Section Monitoring SAPI bytes as an array of 16 numeric values. Each numeric is in the range 0 to 255.

:FETCh:ARRAy:DATA:TELEcom:OTN:OVERhead:SM:DAPI?

Returns: <numeric>, <numeric>,.....<numeric>

Returns the value of the Section Monitoring DAPI bytes as an array of 16 numeric values. Each numeric is in the range 0 to 255.

:FETCh:ARRAy:DATA:TELEcom:OTN:OVERhead:SM:OPSPec?

Returns: <numeric>, <numeric>,.....<numeric>

Returns the value of the Section Monitoring Operator Specific bytes as an array of 32 numeric values. Each numeric is in the range 0 to 255.

:FETCh:STRing:DATA:TELEcom:OTN:PM:SAPI?

Returns: <string>

Returns the value of the Path Monitoring SAPI field as a 15 ASCII character string. If the string contains any non printing characters then ~ is substituted.

:FETCh:STRing:DATA:TELEcom:OTN:PM:DAPI?

Returns: <string>

Returns the value of the Path Monitoring DAPI field as a 15 ASCII character string. If the string contains any non printing characters then ~ is substituted.

:FETCh:STRing:DATA:TELEcom:OTN:PM:OPSPec?

Returns: <string>

Returns the value of the Path Monitoring Operator Specific field as a 32 ASCII character string. If the string contains any non printing characters then ~ is substituted.

:FETCh:STRing:DATA:TELEcom:OTN:SM:SAPI?

Returns: <string>

Returns the value of the Section Monitoring SAPI field as a 15 ASCII character string. If the string contains any non printing characters then ~ is substituted.

:FETCh:STRing:DATA:TELEcom:OTN:SM:DAPI?

Returns: <string>

Returns the value of the Section Monitoring DAPI field as a 15 ASCII character string. If the string contains any non printing characters then ~ is substituted.

:FETCh:STRing:DATA:TELEcom:OTN:SM:OPSPec?

Returns: <string>

Returns the value of the Section Monitoring Operator Specific field as a 32 ASCII character string. If the string contains any non printing characters then ~ is substituted.

:FETCh:SCALar:DATA:TELEcom:OTN:OVERhead:PTYPe?

Returns: <numeric>

Returns the value of the Payload Type byte as an integer.

OTN Data Capture

:FETCh:SCALar:DATA:TELEcom:OTN:DCAPture:OHData? <numeric>, <discrete>

<numeric> = Frame Index

<discrete> = Overhead Byte Name

Returns: <numeric>

Returns the value of the specified overhead byte within the captured frame.

:FETCh:SCALar:DATA:TELEcom:OTN:DCAPture:DATA? <numeric>, <numeric>, <numeric>

<numeric> = Frame Index.

<numeric> = Row Index (Min = 1, Max = 4)

<numeric> = Column Index (Min = 1, Max = 4080)

Returns: <numeric>

Returns the value of the specified byte anywhere within and an OTN frame.

:FETCh:ARRAy:DATA:TELEcom:OTN:DCAPture:DATA? <numeric>, <numeric>, <numeric>

<numeric> = Frame Index.

<numeric> = Start Column

<numeric> = End Column

Returns: <numeric>,<numeric>...<numeric>

Returns a comma separated list of byte values from the specified start column through to the specified end column.

<start_column, row1>, <start_column, row2>, <start_column, row3>, <start_column, row4>, <start_column+1, row1>, <start_column+1, row2>, <start_column+1, row3>, <start_column+1, row4>, <end_column, row1>, <end_column, row2>, <end_column, row3>, <end_column, row4>

OTN Overhead Sequence Capture

:FETCh:SCALAR:DATA:TELEcom:OTN:OCAPture:MINelement?

Returns: <numeric>

Returns the minimum element index of the captured sequence.

:FETCh:SCALAR:DATA:TELEcom:OTN:OCAPture:MAXelement?

Returns: <numeric>

Returns the maximum element index of the captured sequence.

:FETCh:SCALar:DATA:TELEcom:OTN:OCAPture:FCOunt? <numeric>

<numeric> = Element Index

Returns: <numeric>

Returns the capture repeat count of the specified element in numeric form. Individual elements may be captured up to 65535 times before a new element is entered into the captured sequence.

The sequence element index (numeric parameter) can be in the range -255 to +255 depending on the trigger selection.

The element which triggered sequence capture (the element that met the trigger criteria) is specified by index 0. Since 256 elements may be captured, pre-trigger can capture elements indexed -255 to 0 whilst post-trigger capture can capture elements indexed 0 to +255.

:FETCh:STRing:DATA:TELEcom:OTN:OCAPture:DATA? <numeric>

<numeric> = Element Index.

Returns: <string>

Returns the capture data of the specified element in string form. The data is represented by hexadecimal characters. The number of characters depends on the selected capture channel.

:FETCh:ARRay:DATA:TELEcom:OTN:OCAPture? <numeric>

<numeric> = Number of elements to return.

Returns: <array>

Returns an array with the number of entries determined by <numeric> and separated by CR/LF.

Each entry consists of an alphanumeric string and a numeric separated by commas. The alphanumeric string provides the hexadecimal value of the captured data. The length of the string depends upon the overhead channel selected for capture, two hexadecimal characters/overhead byte. The numeric indicates in-

icates the number of frames for which the captured data existed.

If this command is issued when a capture is being performed, some entries will contain no data. In this case 9.91E+37 is returned.

FETCH Subsystem - Signal Wizard OTN Frame Layer

The following commands will only return meaningful results when an OTN frame has been detected on the selected port.

:FETCH:SCALAR:DATA:TELEcom:SIGWizard:OTN:PAYLoad?

Returns: <numeric>

Returns the value of the OTN PT byte.

:FETCH:STRing:DATA:TELEcom:SIGWizard:OTN:TTI?

Returns: <string>

Returns the contents of the TTI SAPI trace messages.

SYSTEM Subsystem - Trigger Output OTN Commands

:SYSTEM:TRIGGER:RECEIVE:ERROR:OTN <discrete>

<discrete> =	FRAME	FAS Error
	MFAS	MFAS Error
	TBIP8	OTU BIP8 Error
	TBEI	OTU BEI Error
	DBIP8	ODU BIP8 Error
	DBEI	ODU BEI Error
	CFEC	Correctable FEC Errors
	UFEC	Uncorrectable FEC Errors

Selects OTN error for trigger output when
:SYSTEM:TRIGGER:RECEIVE:ERROR:STANDARD <discrete> is set to OTN.

:SYSTEM:TRIGGER:RECEIVE:ERROR:OTN?

Returns: <discrete>

:SYSTEM:TRIGGER:RECEIVE:ALARM:OTN <discrete>

<discrete> =	LOF	Loss of Frame
	OOF	Out of Frame
	LOM	Loss of Multiframe
	OOM	Out of Multiframe
	TAIS	OTU-AIS
	IAE	OTU-IAE
	TBDI	OTU-BDI
	DAIS	ODU-AIS
	OCI	ODU-OCI
	LCK	ODU-LCK

3 OTN Command Reference


DBDI

ODU-BDI

Selects OTN alarm for trigger output when
:SYSTem:TRIGger:RECeive:ALARm:STANdard <discrete> is set to OTN.

:SYSTem:TRIGger:RECeive:ALARm:OTN?

Returns: <discrete>



4

PDH/DSn Command Reference

OUTPut subsystem	155
SOURce subsystem - Transmitter Settings	156
SOURce subsystem - Transmitter Test Signal Set up	158
SOURce subsystem - Transmitter Overhead Set up	163
SOURce subsystem - Clock Offset Test Function	175
SOURce subsystem - Transmitter Error Test Functions	176
SOURce subsystem - Transmitter Alarm Test Functions	181
INPut subsystem	184
SENSe subsystem - Receiver Settings	185
SENSe subsystem - Receiver Test Signal Set Up	187
SENSe subsystem - Result Returning Commands	193

This chapter contains detailed information on commands that are used to control the instrument for PDH/DSn operation. This will also cover those cases when such signals are carried as SDH/Sonet payloads.



OUTPut subsystem

:OUTPut:TELEcom:SPDH:TSIGnal:PAYLoad:LOCation <discrete>

<discrete> = INTernal
 EXTernal

This command selects the structured PDH transmitter payload location.

:OUTPut:TELEcom:SPDH:TSIGnal:PAYLoad:LOCation?

Returns: <discrete>

:OUTPut:TELEcom:SPDH:TSIGnal:PAYLoad:CODE <discrete>

<discrete> =	HDB3	2Mb/s
	B8ZS	DS1
	AMI	DS1

Selects the structured PDH drop interface line code for the output port.

:OUTPut:TELEcom:SPDH:TSIGnal:PAYLoad:CODE?

Returns: <discrete>

SOURce subsystem - Transmitter Settings

:SOURce:DATA:TELEcom:SPDH:RATE <discrete>

<discrete> =	M140	140Mb/s
	DS3	44Mb/s
	M34	34Mb/s
	M8	8Mb/s
	M2	2Mb/s
	DS1	1.544Mb/s

Controls the characteristics of the instrument's output ports.

Sets the output rate for the instrument output port.

:SOURce:DATA:TELEcom:SPDH:RATE?

Returns: <discrete>

Payload Commands

:SOURce:DATA:TELEcom:SPDH:PAYLoad:FRAMing <discrete>

<discrete> =	UNFRamed	No Framing
	FRAMed	8, 34 and 140Mb/s
	PCM30	2Mb/s only
	PCM31	2Mb/s only
	PCM30CRC	2Mb/s only
	PCM31CRC	2Mb/s only
	D4	DS1 only
	ESF	DS1 only
	SLC96	DS1 only
	M13	DS3 only

4 PDH/DSn Command Reference

CBIT	DS3 only
NOFBit	DS1 floating byte only

Selects the Structured PDH transmitter interface framing rate.

:SOURCE:DATA:TELEcom:SPDH:PAYLoad:FRAMing?

Returns: <discrete>

:SOURCE:DATA:TELEcom:SPDH:PAYLoad:STRucture <discrete>

<discrete> =	UNSTructured	All rates
	STRuctured	All framed formats

Selects whether or not the PDH signal is to have any further structure or not.

:SOURCE:DATA:TELEcom:SPDH:PAYLoad:STRucture?

Returns: <discrete>

SOURce subsystem - Transmitter Test Signal Set up

:SOURce:DATA:TELEcom:SPDH:TSIGnal:TIMing <discrete>

<discrete> =	INTernal	34 Mb/s
	MUX	8 Mb/s
	RDS3	2 Mb/s

Sets the Test Signal Timing.

:SOURce:DATA:TELEcom:SPDH:TSIGnal:TIMing?

Returns: <discrete>

:SOURce:DATA:TELEcom:SPDH:TSIGnal:RATE <discrete>

<discrete> =	M34	34 Mb/s
	M8	8 Mb/s
	M2	2 Mb/s
	M2K64	2Mb/s with 64kb/s
	DS1	DS1
	DS1K56	DS1 with 56kb/s
	DS1K64	DS1 with 64kb/s

Selects the Structured PDH transmitter test signal rate.

:SOURce:DATA:TELEcom:SPDH:TSIGnal:RATE?

Returns: <discrete>

:SOURce:DATA:TELEcom:SPDH:TSIGnal:FRAMing <discrete>

<discrete> =	UNFRamed	2, 8 & 34 Mb/s
	FRAMed	8 & 34 Mb/s

4 PDH/DSn Command Reference

PCM30	2 Mb/s
PCM31	2 Mb/s
PCM30CRC	2 Mb/s
PCM31CRC	2 Mb/s
D4	DS1
ESF	DS1
SLC96	DS1

Selects the Structured PDH transmitter test signal framing.

:SOURce:DATA:TELEcom:SPDH:TSIGnal:FRAMing?

Returns: <discrete>

:SOURce:DATA:TELEcom:SPDH:TSIGnal:TRIButary:M34 <numeric>

<numeric> = 1 to 4

Selects the Structured PDH transmitter 34 Mb/s tributary.

:SOURce:DATA:TELEcom:SPDH:TSIGnal:TRIButary:M34?

Returns: <numeric>

:SOURce:DATA:TELEcom:SPDH:TSIGnal:TRIButary:M8 <numeric>

<numeric> = 1 to 4

Selects the Structured PDH transmitter 8 Mb/s tributary.

:SOURce:DATA:TELEcom:SPDH:TSIGnal:TRIButary:M8?

Returns: <numeric>

:SOURce:DATA:TELEcom:SPDH:TSIGnal:TRIButary:M2 <numeric>

<numeric> = 1 to 4

Selects the Structured PDH transmitter 2 Mb/s tributary.

:SOURCE:DATA:TELEcom:SPDH:TSIGnal:TRIButary:M2?

Returns: <numeric>

:SOURCE:DATA:TELEcom:SPDH:TSIGnal:TRIButary:DS1 <numeric>

<numeric> = 1 to 4

Selects the Structured PDH transmitter DS1 tributary.

:SOURCE:DATA:TELEcom:SPDH:TSIGnal:TRIButary:DS1?

Returns: <numeric>

:SOURCE:DATA:TELEcom:SPDH:TSIGnal:TRIButary:DS2 <numeric>

<numeric> = 1 to 7

Selects the Structured PDH transmitter DS2 tributary.

:SOURCE:DATA:TELEcom:SPDH:TSIGnal:TRIButary:DS2?

Returns: <numeric>

:SOURCE:DATA:TELEcom:SPDH:TSIGnal:TSLot:DS1:K56 <numeric>

<numeric> = 1 to 24

Selects the PDH transmitter DS1 56kb/s timeslot.

:SOURCE:DATA:TELEcom:SPDH:TSIGnal:TSLot:DS1:K56?

Returns: <numeric>

timeslots 1,8,15,22 use #b100000010000001000000100 or #h810204 or the decimal equivalent.

:SOURCE:DATA:TELEcom:SPDH:TSIGnal:TSLot:DS1:K64Xn?

Returns: <numeric>

:SOURCE:DATA:TELEcom:SPDH:TSIGnal:TSLot:DS1:K56Xn <numeric>

<numeric> = 0 to 16777215 24 bit numeric value

Selects multiple DS1 Nx56kb/s timeslots as a numeric bit mask. E.g. to select timeslots 1,8,15,22 use #b100000010000001000000100 or #h810204 or the decimal equivalent.

:SOURCE:DATA:TELEcom:SPDH:TSIGnal:TSLot:DS1:K56Xn?

Returns: <numeric>

:SOURCE:DATA:TELEcom:SPDH:TSIGnal:BACKground <discrete>

<discrete> =	AIS	Alarm Indication Sequence
	PRBS9	2 ⁹ -1 PRBS
	AS_FG	As foreground pattern

Selects the pattern to fill the non test signal tributaries.

:SOURCE:DATA:TELEcom:SPDH:TSIGnal:BACKground?

Returns: <discrete>

Set the 2 Mb/s NFAS Sa bits 4 to 8. The command will generate an error if the Sa sequence is active.

:SOURce:DATA:TELEcom:SPDH:M2:NFAS?

Returns: <numeric>

:SOURce:DATA:TELEcom:SPDH:M2:SASequence <boolean>

<boolean> = 0 or OFF
1 or On

Set the 2 Mb/s NFAS Sa sequence generation ON or OFF, valid for CRC4 multi-frame.

:SOURce:DATA:TELEcom:SPDH:M2:SASequence?

Returns: <boolean>

:SOURce:DATA:TELEcom:SPDH:M2:SASequence:PATtern <numeric>

<numeric> = 0 to 255 8 bit value

Set the 2 Mb/s NFAS Sa sequence pattern. The command will generate an error if the Sa sequence is active.

:SOURce:DATA:TELEcom:SPDH:M2:SASequence:PATtern?

Returns: <numeric>

:SOURce:DATA:TELEcom:SPDH:M2:SASequence:BIT <numeric>

<numeric> = 4 to 8

Select the bit in the 2 Mb/s NFAS timeslot into which the Sa sequence will be inserted. The command will generate an error if the Sa sequence is active.

:SOURce:DATA:TELEcom:SPDH:M2:SASequence:BIT?

Returns: <numeric>

:SOURce:DATA:TELEcom:SPDH:M2:CASMfm <numeric>

<numeric> = 0 to 7 3 bit value

Set the 2 Mb/s MFAS spare bits 5, 7 and 8.

:SOURce:DATA:TELEcom:SPDH:M2:CASMfm?

Returns: <numeric>

DS1 Loop Codes

:SOURce:DATA:TELEcom:SPDH:INBand <discrete>

<discrete> = OFF	Transmission of the Inband loop code is disabled.
BURSt	Transmission of the Inband loop code is enabled.

Enables or disables transmission of the Inband loop code. When BURSt is selected, the Inband loop code is transmitted for a nominal 8 seconds.

:SOURce:DATA:TELEcom:SPDH:INBand?

Returns: <discrete>

:SOURce:DATA:TELEcom:SPDH:INBand:CODE <discrete>

<discrete> = LINact	Activate Line
LINDeact	Deactivate Line
PAYact	Activate Payload
PAYDeact	Deactivate Payload
NETact	Activate Network
NETDeact	Deactivate Network

USER User Loop Code

Selects the Structured PDH transmitter Inband loop code.

:SOURCE:DATA:TELEcom:SPDH:INBand:CODE?

Returns: <discrete>

:SOURCE:DATA:TELEcom:SPDH:INBand:USER <numeric>, <numeric>

<numeric> = 1 to 8 Number of bits

<numeric> = 0 to 255 max 8 bit value

Sets the variable bit length user loop code. The first numeric parameter specifies the number of bits in the loop code to be in the range 1 to 8 bits. The second numeric parameter specifies the loop code and is range checked against the number of bits specified in the first parameter.

:SOURCE:DATA:TELEcom:SPDH:INBand:USER? <numeric>

<numeric> = 1 to 8 Number of bits

Returns: <numeric>

:SOURCE:DATA:TELEcom:SPDH:INBand:FBIT <boolean>

<boolean> = 0 or OFF Leave a gap for FBIT

1 or On Overwrites loop code

Selects whether the Framing Bit overwrites the loop code or not. This selection is only offered when framing is enabled.

:SOURCE:DATA:TELEcom:SPDH:INBand:FBIT?

Returns: <boolean>

:SOURCE:DATA:TELEcom:SPDH:OUTBand <discrete>

4 PDH/DSn Command Reference

<code><discrete> =</code>	<code>OFF</code>	Inband loop code Tx disabled.
	<code>ON</code>	Inband loop code Tx enabled.
	<code>BURSt</code>	Inband loop code Tx enabled.

Enables or disables transmission of the Outband loop code. When the Outband burst length is set to Continuous (see below), the ON selection enables transmission and OFF disables transmission. When the Outband burst length is set to BURSt, the Outband loop code is transmitted for the specified burst count.

:SOURce:DATA:TELEcom:SPDH:OUTBand?

Returns: `<discrete>`

:SOURce:DATA:TELEcom:SPDH:OUTBand:CODE <discrete>

<code><discrete> =</code>	<code>LINact</code>	Activate Line
	<code>LINDeact</code>	Deactivate Line
	<code>PAYact</code>	Activate Payload
	<code>PAYDeact</code>	Deactivate Payload
	<code>NETact</code>	Activate Network
	<code>UNIDeact</code>	Deactivate Universal
	<code>USER</code>	User Loop Code

Selects the Structured PDH transmitter Outband loop code.

:SOURce:DATA:TELEcom:SPDH:OUTBand:CODE?

Returns: `<discrete>`

:SOURce:DATA:TELEcom:SPDH:OUTBand:USER <numeric>

`<numeric> =` 0 to 63 6 bit value

Sets the Outband loop code user word pattern.

:SOURCE:DATA:TELEcom:SPDH:OUTBand:USER?

Returns: <numeric>

:SOURCE:DATA:TELEcom:SPDH:OUTBand:BURSt <numeric>

<numeric> = 0	Set code continuous
1 to 15	Set burst length

Sets the transmitter Outband loop code burst length. If set to 0 then the Outband loop code burst will be switched to continuous. Any other value (1 to 15) will set the alarm burst length to that value.

:SOURCE:DATA:TELEcom:SPDH:OUTBand:BURSt?

Returns: <numeric>

DS3 FEAC Codes

:SOURCE:DATA:TELEcom:SPDH:FEAC:CODE:TYPE <discrete>

<discrete> = AStatus	Alarm/Status
LOOPback	Loopback

Sets the FEAC Code Type.

:SOURCE:DATA:TELEcom:SPDH:FEAC:CODE:TYPE?

Returns: <discrete>

:SOURCE:DATA:TELEcom:SPDH:FEAC <discrete>

<discrete> = OFF	No Action
ON	Alarm burst set to continuous

BURSt Transmit selected burst length

Sets the transmitter FEAC action. If set to 'ON' the alarm burst will be switched to continuous. If 'BURSt' then the alarm burst length set up will be transmitted.

:SOURce:DATA:TELEcom:SPDH:FEAC?

Returns: <discrete>

:SOURce:DATA:TELEcom:SPDH:FEAC:BURSt <numeric>

<numeric> = 0	Set to continuous code
1 to 15	Set burst length

Sets the transmitter FEAC alarm burst length.

Only valid if :SOURce:DATA:TELEcom:SPDH:FEAC:CODE:TYPE is set to ASTatus.

If set to 0 then the alarm burst will be switched to continuous. Any other value (1 to 15) will set the alarm burst length to that value.

:SOURce:DATA:TELEcom:SPDH:FEAC:BURSt?

Returns: <numeric>

:SOURce:DATA:TELEcom:SPDH:FEAC:MESSAge <discrete>

<discrete> = EFSD3	DS3 Equip Fail SA
LOSD3	DS3 Loss Of Signal
OOFD3	DS3 Out Of Frame
ARDS3	DS3 Ais Received
IRDS3	DS3 Idle Received
EFND3	DS3 Equip Fail NSA
EFNCommon	Common Equip Fail NSA
MDS1Loss	Multi DS1 loss

:SOURce:DATA:TELEcom:SPDH:FEAC:LOOPback:ACTion?

Returns: <discrete>

:SOURce:DATA:TELEcom:SPDH:FEAC:LOOPback:MESSAge <numeric>

<numeric> = 0	For all channels
1 to 28	Channel number

Only valid if :SOURce:DATA:TELEcom:SPDH:FEAC:CODE:TYPE is set to LOOPback.

If set to 0 then ALL will be selected. Any other value (1 to 28) will set the DS1 channel for loopback to that value.

:SOURce:DATA:TELEcom:SPDH:FEAC:LOOPback:MESSAge?

Returns: <numeric>

:SOURce:DATA:TELEcom:SPDH:FEAC:LOOPback:BURSt <numeric>, <numeric>

<numeric> = 1 to 15	FEAC loopback command durations
---------------------	---------------------------------

<numeric> = 1 to 15	FEAC loopback message durations
---------------------	---------------------------------

Only valid if :SOURce:DATA:TELEcom:SPDH:FEAC:CODE:TYPE is set to LOOPback.

:SOURce:DATA:TELEcom:SPDH:FEAC:LOOPback:BURSt? <numeric>

<numeric> = 1 to 15	FEAC loopback command durations
---------------------	---------------------------------

Returns: <numeric>

:SOURce:DATA:TELEcom:SPDH:FEAC:LOOPback:TRANsmit <boolean>

<boolean> =	0 or OFF	Idle
	1 or On	Transmit FEAC Loopback message in a butst

This command will cause the FEAC Loopback message to be transmitted.

Only valid if :SOURce:DATA:TELEcom:SPDH:FEAC:CODE:TYPE is set to LOOPback.

:SOURce:DATA:TELEcom:SPDH:FEAC:LOOPback:TRANsmit?

Returns: <boolean>

SOURce subsystem - Clock Offset Test Function

:SOURce:CLOCK:SPDH:FOFFset <boolean>

<boolean> = 0 or OFF

1 or On

Enables or disables the Clock Frequency Offset.

:SOURce:CLOCK:SPDH:FOFFset?

Returns: <boolean>

:SOURce:CLOCK:SPDH:FOFFset:OFFSet <numeric>

<numeric> = -100 to +100 Parts per million

Sets the amount of Clock Frequency Offset.

:SOURce:CLOCK:SPDH:FOFFset:OFFSet?

Returns: <numeric>

SOURce subsystem - Transmitter Error Test Functions

:SOURce:DATA:TELEcom:SPDH:ERRor:PHYSical <discrete>

<discrete> =	EFrAmE	Entire Frame or data errors
	CODE	Line/Code/BPV errors
	EXZeros	Excess Zeros

Selects Physical Error Type to generate. Further error rate selections are required.

:SOURce:DATA:TELEcom:SPDH:ERRor:PHYSical?

Returns: <discrete>

:SOURce:DATA:TELEcom:SPDH:ERRor:EXZeros:NUMBer <numeric>

<numeric> = 3 to 16

Sets the number of DS3/DS1 Excess zeros sent.

:SOURce:DATA:TELEcom:SPDH:ERRor:EXZeros:NUMBer?

Returns: <numeric>

:SOURce:DATA:TELEcom:SPDH:ERRor:PAYLoad <discrete>

<discrete> = BIT

Selects Payload Error Type to generate. Further error rate selections are required.

:SOURce:DATA:TELEcom:SPDH:ERRor:PAYLoad?

Returns: <discrete>

:SOURce:DATA:TELEcom:SPDH:M140:ERRor <discrete>

4 PDH/DSn Command Reference

<discrete> = FAS Frame Errors

Set a 140 Mb/s transmit error.

:SOURCE:DATA:TELEcom:SPDH:M140:ERROR?

Returns: <discrete>

:SOURCE:DATA:TELEcom:SPDH:M34:ERROR <discrete>

<discrete> = FAS Frame Errors

Sets a 34Mb/s transmit error.

:SOURCE:DATA:TELEcom:SPDH:M34:ERROR?

Returns: <discrete>

:SOURCE:DATA:TELEcom:SPDH:M8:ERROR <discrete>

<discrete> = FAS Frame Errors

Set an 8 Mb/s transmit error.

:SOURCE:DATA:TELEcom:SPDH:M8:ERROR?

Returns: <discrete>

:SOURCE:DATA:TELEcom:SPDH:M2:ERROR <discrete>

<discrete> = FAS Frame Errors
EBIT E-Bit errors
CRC CRC-4 errors

Set a 2 Mb/s transmit error.

:SOURCE:DATA:TELEcom:SPDH:M2:ERROR?

Returns: <discrete>

:SOURCE:DATA:TELEcom:SPDH:DS3:ERROR <discrete>

<discrete> =	FAS	Frame Errors
	MFAS	Multiframe errors
	FASMfas	Frame and Multiframe Er- rors
	FEBE	FEBE Errors
	PBITs	P bit Errors
	CPBits	CP bit Errors

Sets a DS3 transmit error.

:SOURCE:DATA:TELEcom:SPDH:DS3:ERROR?

Returns: <discrete>

:SOURCE:DATA:TELEcom:SPDH:DS1:ERROR <discrete>

<discrete> =	FAS	Frame Errors
	CRC	CRC-6 Errors

Sets a DS1 transmit error.

:SOURCE:DATA:TELEcom:SPDH:DS1:ERROR?

Returns: <discrete>

:SOURCE:DATA:TELEcom:ERROR:SINGLE

Injects a single error.

:SOURCE:DATA:TELEcom:SPDH:ERROR:RATE <discrete>

<discrete> =	NONE	Errors off
--------------	------	------------

4 PDH/DSn Command Reference

EALL	Error All
E_3	1E-3 Error rate
E_4	1E-4 Error rate
E_5	1E-5 Error rate
E_6	1E-6 Error rate
E_7	1E-7 Error rate
E_8	1E-8 Error rate
E_9	1E-9 Error rate
USER	User error rate

Selects the transmitter Error Rate of the error type selected.

NOTE

If this query returns USER, then
:SOURce:DATA:TELEcom:SPDH:ERRor:RATE:USER? must be used to discover
the currently injected error rate.

:SOURce:DATA:TELEcom:SPDH:ERRor:RATE?

Returns: <discrete>

:SOURce:DATA:TELEcom:SPDH:ERRor:RATE:USER <numeric>

<numeric> = 9.9E-9 to 1.1E-3 mantissa resolution 0.1, ex-
ponent resolution 1

Sets the USER defined Error Add rate.

NOTE

The maximum user defined error rate is dependent on both error type and line
rate.

:SOURce:DATA:TELEcom:SPDH:ERRor:RATE:USER?

Returns: <numeric>

:SOURCE:DATA:TELEcom:SPDH:ERROR:RATE:USER:ACTion <boolean>

<boolean> = 0 or OFF

1 or On

User Value set as Error
Rate

Enables the USER defined Error Add rate.

:SOURCE:DATA:TELEcom:SPDH:ERROR:RATE:USER:ACTion?

Returns: <boolean>

:SOURCE:DATA:TELEcom:SPDH:ERROR:FRAME:NERRored <numeric>

<numeric> = 1 to 6

Frame number

Frame Error Add only. Selects the number of frames to be errored in the Structured PDH transmitter.

:SOURCE:DATA:TELEcom:SPDH:ERROR:FRAME:NERRored?

Returns: <numeric>

:SOURCE:DATA:TELEcom:SPDH:ERROR:MFRame:NERRored <numeric>

<numeric> = 1 to 4

Number of DS3 Multiframe

Sets the number of DS3 multi-frames to error.

:SOURCE:DATA:TELEcom:SPDH:ERROR:MFRame:NERRored?

Returns: <numeric>

SOURce subsystem - Transmitter Alarm Test Functions

Further commands (including Alarm Stress) can be found in the 'Transmitter Alarm Test Functions' section of the 'Common Commands' chapter.

:SOURce:DATA:TELEcom:SPDH:ALARm:PHYSical <discrete>

<discrete> = LOS Loss of Signal Alarm

Selects PHYSical Alarms.

:SOURce:DATA:TELEcom:SPDH:ALARm:PHYSical?

Returns: <discrete>

:SOURce:DATA:TELEcom:SPDH:M140:ALARm <discrete>

<discrete> = AIS Alarm Indication Signal
LOFRame Loss Of Framing
RAI Remote Alarm Indication

Set a 140 Mb/s transmit alarm.

:SOURce:DATA:TELEcom:SPDH:M140:ALARm?

Returns: <discrete>

:SOURce:DATA:TELEcom:SPDH:M34:ALARm <discrete>

<discrete> = AIS Alarm Indication Signal
LOFRame Loss Of Framing
RAI Remote Alarm Indication

Sets a 34Mb/s transmit alarm.

:SOURce:DATA:TELEcom:SPDH:M34:ALARm?

Returns: <discrete>

:SOURce:DATA:TELEcom:SPDH:M8:ALARm <discrete>

<discrete> =	AIS	Alarm Indication Signal
	LOFRame	Loss Of Framing
	RAI	Remote Alarm Indication

Set an 8 Mb/s transmit alarm.

:SOURce:DATA:TELEcom:SPDH:M8:ALARm?

Returns: <discrete>

:SOURce:DATA:TELEcom:SPDH:M2:ALARm <discrete>

<discrete> =	AIS	Alarm Indication Signal
	LOFRame	Loss Of Framing
	RAI	Remote Alarm Indication
	RMFR	Remote Multiframe Alarm
	CMFL	CAS Multiframe Loss

Set a 2 Mb/s transmit alarm. RMFR and CMFL are only valid when timeslot-16 CAS multiframe has been selected.

:SOURce:DATA:TELEcom:SPDH:M2:ALARm?

Returns: <discrete>

:SOURce:DATA:TELEcom:SPDH:DS3:ALARm <discrete>

<discrete> =	AIS	Alarm Indication Signal
	OOFrAmE	Out Of Framing
	RAI	Remote Alarm Indication
	IDLE	Idle

4 PDH/DSn Command Reference

Sets a DS3 transmit alarm.

:SOURce:DATA:TELEcom:SPDH:DS3:ALARm?

Returns: <discrete>

:SOURce:DATA:TELEcom:SPDH:DS1:ALARm <discrete>

<discrete> =	AIS	Alarm Indication Signal
	OOFrAmE	Out Of Framing
	RAI	Remote Alarm Indication

Sets a DS1 transmit alarm.

:SOURce:DATA:TELEcom:SPDH:DS1:ALARm?

Returns: <discrete>

INPut subsystem

:INPut:TELEcom:SPDH:TSIGnal:PAYLoad:LOCation <discrete>

<discrete> = INTernal
 EXTernal

This command selects the structured PDH transmitter payload location.

:INPut:TELEcom:SPDH:TSIGnal:PAYLoad:LOCation?

Returns: <discrete>

:INPut:TELEcom:SPDH:TSIGnal:PAYLoad:CODE <discrete>

<discrete> =	HDB3	2Mb/s
	B8ZS	DS1
	AMI	DS1

Selects the structured PDH insert interface line code for the input port.

:INPut:TELEcom:SPDH:TSIGnal:PAYLoad:CODE?

Returns: <discrete>

SENSe subsystem - Receiver Settings

:SENSe:DATA:TELEcom:SPDH:RATE <discrete>

<discrete> =	M140	140Mb/s
	DS3	44Mb/s
	M34	34Mb/s
	M8	8Mb/s
	M2	2Mb/s
	DS1	1.544Mb/s

Sets the rate of the instrument input port.

:SENSe:DATA:TELEcom:SPDH:RATE?

Returns: <discrete>

Payload Commands

:SENSe:DATA:TELEcom:SPDH:PAYLoad:FRAMing <discrete>

<discrete> =	UNFRamed	No framing
	FRAMed	8, 34 & 140 Mb/s
	PCM30	2 Mb/s Only
	PCM31	2 Mb/s Only
	PCM30CRC	2 Mb/s Only
	PCM31CRC	2 Mb/s Only
	D4	DS1 only
	ESF	DS1 only
	SLC96	DS1 only
	M13	DS3 only
	CBIT	DS3 only

NOFBit

Ds1 floating Byte only

Selects the Structured PDH receiver interface rate framing.

:SENSe:DATA:TELEcom:SPDH:PAYLoad:FRAMing?

Returns: <discrete>

:SENSe:DATA:TELEcom:SPDH:PAYLoad:STRucture <discrete>

<discrete> =	UNSTructured	All rates
	STRuctured	All framed formats

Selects whether or not the PDH receiver is to have any further structure or not.

:SENSe:DATA:TELEcom:SPDH:PAYLoad:STRucture?

Returns: <discrete>

SENSE subsystem - Receiver Test Signal Set Up

:SENSE:DATA:TELEcom:SPDH:TSIGnal:RATE <discrete>

<discrete> =	M34	34 Mb/s
	M8	8 Mb/s
	M2	2 Mb/s
	M2K64	2Mb/s with 64kb/s
	DS1	DS1
	DS1K56	DS1 with 56kb/s
	DS1K64	DS1 with 64kb/s

Selects the Structured PDH receiver tributary rate.

:SENSE:DATA:TELEcom:SPDH:TSIGnal:RATE?

Returns: <discrete>

:SENSE:DATA:TELEcom:SPDH:TSIGnal:FRAMing <discrete>

<discrete> =	UNFRamed	2, 8 & 34 Mb/s
	FRAMed	8 & 34 Mb/s
	PCM30	2 Mb/s
	PCM31	2 Mb/s
	PCM30CRC	2 Mb/s
	PCM31CRC	2 Mb/s
	D4	DS1
	ESF	DS1
	SLC96	DS1

Selects the Structured PDH receiver tributary framing.

:SENSE:DATA:TELEcom:SPDH:TSIGnal:FRAMing?

Returns: <discrete>

:SENSe:DATA:TELEcom:SPDH:TSIGnal:TRIButary:M34 <numeric>

<numeric> = 1 to 4

Selects the Structured PDH receiver 34 Mb/s tributary number.

:SENSe:DATA:TELEcom:SPDH:TSIGnal:TRIButary:M34?

Returns: <numeric>

:SENSe:DATA:TELEcom:SPDH:TSIGnal:TRIButary:M8 <numeric>

<numeric> = 1 to 4

Selects the Structured PDH receiver 8 Mb/s tributary number.

:SENSe:DATA:TELEcom:SPDH:TSIGnal:TRIButary:M8?

Returns: <numeric>

:SENSe:DATA:TELEcom:SPDH:TSIGnal:TRIButary:M2 <numeric>

<numeric> = 1 to 4

Selects the Structured PDH receiver 2 Mb/s tributary number.

:SENSe:DATA:TELEcom:SPDH:TSIGnal:TRIButary:M2?

Returns: <numeric>

:SENSe:DATA:TELEcom:SPDH:TSIGnal:TRIButary:DS1 <numeric>

<numeric> = 1 to 4

Selects the Structured PDH receiver DS1 tributary number.

:SENSe:DATA:TELEcom:SPDH:TSIGnal:TRIButary:DS1?

Returns: <numeric>

:SENSe:DATA:TELEcom:SPDH:TSIGnal:TRIButary:DS2 <numeric>

<numeric> = 1 to 7

Selects the Structured PDH receiver DS2 tributary number.

:SENSe:DATA:TELEcom:SPDH:TSIGnal:TRIButary:DS2?

Returns: <numeric>

:SENSe:DATA:TELEcom:SPDH:TSIGnal:TSLot:M2:K64 <numeric>

<numeric> = 1 to 31 PCM31 & PCM31CRC
 1 to 15 & 17 to 31 PCM30 & PCM30CRC

Selects the Structured PDH receiver 64 kb/s timeslot.

:SENSe:DATA:TELEcom:SPDH:TSIGnal:TSLot:M2:K64?

Returns: <numeric>

:SENSe:DATA:TELEcom:SPDH:TSIGnal:TSLot:M2:K64Xn <numeric>

<numeric> = 0 to 2147483647 31 bit value

Selects the NX64 kb/s timeslots of the 2Mb/s number. a '1' in the nth position signifies selection of timeslot n. A '0' signifies deselection e.g. to select timeslots 1,8,15,22,29 #b1000000100000010000001000000100 or #h40810204.

:SENSe:DATA:TELEcom:SPDH:TSIGnal:TSLot:M2:K64Xn?

Returns: <numeric>

:SENSe:DATA:TELEcom:SPDH:TSIGnal:TSLot:DS1:K56 <numeric>

<numeric> = 1 to 24 Any framing

Selects the PDH receiver 56kb/s timeslot.

:SENSe:DATA:TELEcom:SPDH:TSIGnal:TSLot:DS1:K56?

Returns: <numeric>

:SENSe:DATA:TELEcom:SPDH:TSIGnal:TSLot:DS1:K64 <numeric>

<numeric> = 1 to 24 Any framing

Selects the PDH receiver 64kb/s timeslot.

:SENSe:DATA:TELEcom:SPDH:TSIGnal:TSLot:DS1:K64?

Returns: <numeric>

:SENSe:DATA:TELEcom:SPDH:TSIGnal:TSLot:DS1:K64Xn <numeric>

<numeric> = 0 to 16777215 24 bit value

Selects the NX64 kb/s timeslots of the DS1 signal. a '1' in the nth position signifies selection of timeslot n. A '0' signifies deselection e.g. to select timeslots 1,8,15,22 #b100000010000001000000100 or #h810204.

:SENSe:DATA:TELEcom:SPDH:TSIGnal:TSLot:DS1:K64Xn?

Returns: <numeric>

:SENSe:DATA:TELEcom:SPDH:TSIGnal:TSLot:DS1:K56Xn <numeric>

<numeric> = 0 to 16777215 24 bit value

Selects the 56XN kb/s timeslots of the DS1 signal. a '1' in the nth position signifies selection of timeslot n. A '0' signifies deselection e.g. to select timeslots

1,8,15,22 #b100000010000001000000100 or #h810204.

:SENSe:DATA:TELecom:SPDH:TSIGnal:TSLot:DS1:K56Xn?

Returns: <numeric>

DS1 Loop Codes

:SENSe:DATA:TELecom:SPDH:INBand:LPUP:CODE <discrete>

<discrete> =	LINact	Activate Line
	PAYact	Activate Payload
	NETact	Activate Network
	USER	User Loop Code

Selects the expected Structured PDH receiver inband Loop Up loop code.

:SENSe:DATA:TELecom:SPDH:INBand:LPUP:CODE?

Returns: <discrete>

:SENSe:DATA:TELecom:SPDH:INBand:LPUP:USER <numeric>, <numeric>

<numeric> = 1 to 8

<numeric> = 0 to 255 8 bit value

Sets the expected Structured PDH receiver inband Loop Up loop code, variable bit length user loop code.

The first numeric parameter specifies the number of bits in the loop code to be in the range 1 to 8 bits. The second numeric parameter specifies the loop code and is range checked against the number of bits specified in the first parameter.

:SENSe:DATA:TELecom:SPDH:INBand:LPUP:USER? <numeric>

<numeric> = 1 to 8

Returns: <numeric>

:SENSe:DATA:TELEcom:SPDH:INBand:LPDN:CODE <discrete>

<discrete> =	LINDeact	Deactivate Line
	PAYDeact	Deactivate Payload
	NETDeact	Deactivate Network
	USER	User Loop Code

Selects the expected Structured PDH receiver inband Loop Down loop code.

:SENSe:DATA:TELEcom:SPDH:INBand:LPDN:CODE?

Returns: <discrete>

:SENSe:DATA:TELEcom:SPDH:INBand:LPDN:USER <numeric>, <numeric>

<numeric> = 1 to 8

<numeric> = 0 to 255 8 bit value

Sets the expected Structured PDH receiver inband Loop Down loop code, variable bit length user loop code.

The first numeric parameter specifies the number of bits in the loop code to be in the range 1 to 8 bits.

The second numeric parameter specifies the loop code and is range checked against the number of bits specified in the first parameter.

:SENSe:DATA:TELEcom:SPDH:INBand:LPDN:USER? <numeric>

<numeric> = 1 to 8

Returns: <numeric>

SENSE subsystem - Result Returning Commands

Structured PDH Error Results

:SENSE:DATA? <string>

<string> = "<Return Type>:SPDH:LSECond:<error>" for last second results

<string> = "<Return Type>:SPDH:<error>" for total results

<Return Type> is one of the following

ECOut	For returning Error Count
ERATio	For returning Error Ratios

<error> is one of the following

M2:FAS	2Mb/s FAS error
M8:FAS	8Mb/s FAS error
M34:FAS	34Mb/s FAS error
M140:FAS	140Mb/s FAS error
DS3:FEBE	DS3 FEBE error
DS3:PBITs	DS3 P-BITs error
DS3:CPBITs	DS3 CP-Bits error
DS1:FAS	DS1 Frame error
DS3:FAS	DS3 Frame error
M2:CRC	2Mb/s CRC4 error
DS1:CRC	DS1 CRC6 error
M2:REBE	2Mb/s EBit error

Returns: <numeric>

Structured PDH Analysis Results

:SENSE:DATA? <string>

<string> = "<Result type>:SPDH:<Path Type>:<Type>"

		<Type> =		
<Result type> =		G821	G826	M2100

ESECONDS	Error Seconds	X	X	X
SESeconds	Severely Errored Seconds	X	X	X
EBCOUNT	Errored block count		X	
BBECOUNT	Background block error count		X	
ESRatio	Error Second Ratio	X	X	
SESRatio	Severely Errored Second Ratio	X	X	
BBERatio	Background Block Error ratio		X	
UASeconds	Unavailable seconds	X	X	X
PUASeconds	Path Unavailable seconds		X	X

<Path type> =

M140:TRANsmit	Transmit 140Mb/s
M140:RECEive	Receive 140Mb/s
M34:TRANsmit	Transmit 34Mb/s
M34:RECEive	Receive 34Mb/s
M8:TRANsmit	Transmit 8Mb/s
M8:RECEive	Receive 8Mb/s
M2:TRANsmit	Transmit 2Mb/s

4 PDH/DSn Command Reference

M2:RECeive	Receive 2Mb/s
DS1:TRANsmit	Transmit DS1
DS1:RECeive	Receive DS1
DS3:TRANsmit	Transmit DS3
DS3:RECeive	Receive DS3
BIT	Bit errors (Out Of Service)

NOTE

G.821 has only BIT as the <Path Type>.

Returns: <numeric>

Structured PDH Alarm Seconds Results

:SENSE:DATA? <string>


<string> = "ASECnds:SPDH:<Alarm>"

<Alarm> is one of the following

M140:LOF	140 Mb/s Frame Loss
M140:AIS	140Mb/s AIS
M140:RAI	140Mb/s Remote Alarm
M140:MINor	140Mb/s Minor Alarm
M34:LOF	34 Mb/s Frame Loss
M34:AIS	34Mb/s AIS
M34:RAI	34Mb/s Remote Alarm
M34:MINor	34Mb/s Minor Alarm
M8:LOF	8Mb/s Frame Loss
M8:AIS	8Mb/s AIS
M8:RAI	8Mb/s Remote Alarm
M8:MINor	8Mb/s Minor Alarm
M2:LOF	2Mb/s Frame Loss
M2:AIS	2Mb/s AIS
M2:RAI	2Mb/s Remote Alarm
M2:MINor	2Mb/s Minor Alarm
M2:MFM	2Mb/s CAS Multiframe Loss
M2:RMFR	2Mb/s Remote Multiframe Alarm
DS3:OOF	DS3 Out Of Frame
DS3:EXZ	DS3 Excess zeros
DS3:AIS	DS3 AIS
DS3:RAI	DS3 Remote Alarm
DS3:IDLE	DS3 Idle
DS3:FMM	DS3 Frame Mismatch

DS3:MFM
DS2:OOF
DS1:OOF
DS1:EXZ
DS1:AIS
DS1:RAI

DS3 Multiframe Loss
DS2 Out Of Frame
DS1 Out Of Frame
DS1 Excess zeros
DS1 AIS
DS1 Remote Alarm



5

SDH Command Reference

SDH Command Reference	199
OUTPut subsystem	200
SOURce subsystem - Transmitter Settings	201
SOURce subsystem - Transmitter Overhead Set up	211
SOURce subsystem - Clock Offset Test Function	230
SOURce subsystem - Transmitter Error Test Functions	231
SOURce subsystem - Transmitter Alarm Test Functions	236
SOURce subsystem - Pointer Adjust Test Functions	240
SOURce subsystem - APS Messages	244
SOURce subsystem - DCC Insertion	251
SENSE subsystem - Receiver Settings	252
SENSE subsystem - Receiver Overhead Monitor	257
SENSE subsystem - Data Capture Commands	261
SENSE subsystem - Receiver SDH Overhead Monitor Commands	263
SENSE Subsystem - Signal Wizard SDH Frame Layer	266
SENSE subsystem - Result Returning Commands	271
FETCh subsystem	276
FETCh Subsystem - Signal Wizard SDH Frame Layer	285
SYSTEM Subsystem - SDH Trigger Output Commands	287



SDH Command Reference

This chapter contains detailed information on commands that are used to control the instrument for SDH operation.

OUTPut subsystem

:OUTPut:TELEcom:SDH:PAYLoad:LOCation <discrete>

<discrete> = INTERNAL
EXTernal

This command selects the SDH transmitter drop payload location.

:OUTPut:TELEcom:SDH:PAYLoad:LOCation?

Returns: <discrete>

:OUTPut:TELEcom:SDH:DROP:CODE <discrete>

<discrete> =	NRZ	optical only
	CMI	140Mb/s only
	B3ZS	DS3
	HDB3	34Mb/s,8Mb/s,2Mb/s
	B8ZS	DS1
	AMI	DS1

Selects the SDH drop interface line code for the SDH payload.

:OUTPut:TELEcom:SDH:DROP:CODE?

Returns: <discrete>

SOURce subsystem - Transmitter Settings

:SOURce:DATA:TELEcom:SDH:RATE <discrete>

<discrete> =	STM64	10Gb/s
	STM16	2.5Gb/s
	STM4	622Mb/s
	STM1	155Mb/s
	STM0	51Mb/s

Controls the characteristics of the instrument's output ports.

Sets the output rate for the instrument output port.

:SOURce:DATA:TELEcom:SDH:RATE?

Returns: <discrete>

:SOURce:DATA:TELEcom:SDH:THRumode:COVerwrite <boolean>

<boolean> =	0 or OFF
	1 or On

Controls the overhead overwrite thru mode feature.

Enables or disables overhead overwrite. Thru mode must be enabled for this to be set.

:SOURce:DATA:TELEcom:SDH:THRumode:COVerwrite?

Returns: <boolean>

Mapping Settings

:SOURce:DATA:TELEcom:SDH:AU:STRucture <discrete>

<discrete> = MIXed
PRESet

Sets the type of mapping structure to be generated. In preset mode, the mappings will be the same size of the foreground except for AU4_2C, AU4_3C and AU4_8C where the background mappings are all AU4.

:SOURCE:DATA:TELEcom:SDH:AU:STRucture?

Returns: <discrete>

Mixed Mappings Settings

The following commands are only applicable in Mixed Mapping mode.

:SOURCE:DATA:TELEcom:SDH:AU:MIXed:RESet <discrete>

<discrete> = AU4
AU3

Resets the Mixed mappings to it's default state with all channels AU3 or AU4, and the first channel as the foreground channel.

:SOURCE:DATA:TELEcom:SDH:AU:MIXed:FOReground <numeric>

<numeric> = 1 to 192 Foreground channel number

Selects the foreground channel. The number is the number of AU-3 from the first channel.

This value can be obtained using the following formula:
 $(AUG16\# - 1) * 48 + (AUG4\# - 1) * 12 + (AUG1\# - 1) * 4 + AU-3\#$

Only the channel numbers of mappings that have actually been defined may be selected.

:SOURCE:DATA:TELEcom:SDH:AU:MIXed:FOReground?

Returns: <numeric>

:SOURCE:DATA:TELEcom:SDH:AUMIXed:TYPE <numeric>, <discrete>

<numeric> = 1 to 192 Channel number

<discrete> = AU3 Channel Size

AU4

AU4_2C

AU4_3C

AU4_4C

AU4_8C

AU4_16C

AU4_64C

Selects the size of the given channel. The Channel number is as for :MIXed:FOReground.

Only valid if the given channel already exists, and the given size is a valid size for the given start position.

:SOURCE:DATA:TELEcom:SDH:AUMIXed:TYPE? <numeric>

<numeric> = 1 to 192 Channel number

Returns: <discrete>

AUG Numbering Selection

The following commands are only applicable in Preset Mapping mode.

:SOURCE:DATA:TELEcom:SDH:AUG64 <numeric>

<numeric> = 1 AUG-64 number.

Selects the transmitted AUG-64 that is selected for test.

Only valid if :SOURCE:DATA:TELEcom:SDH:RATE <discrete> is set to a rate higher than STM-0.

:SOURCE:DATA:TELEcom:SDH:AUG1?

Returns: <numeric>

:SOURCE:DATA:TELEcom:SDH:AU3 <numeric>

<numeric> = 1 to 3 AU3 number

Selects the transmitted AU3 that is selected for test. Only valid for line rates higher than STM-0.

:SOURCE:DATA:TELEcom:SDH:AU3?

Returns: <numeric>

Tandem Connection Monitoring (TCM)

:SOURCE:DATA:TELEcom:SDH:TCM:HPATH <boolean>

<boolean> =	OFF	High-Order (HO) TCM Path Off
	ON	High-Order (HO) TCM Path On

Enables and Disables the High-Order Tandem Connection Path.

:SOURCE:DATA:TELEcom:SDH:TCM:HPATH?

Returns: <boolean>

:SOURCE:DATA:TELEcom:SDH:TCM:LPATH <boolean>

<boolean> =	OFF	Low-Order (LO) TCM Path Off
	ON	Low-Order (LO) TCM Path

On

Enables and Disables the Low-Order Tandem Connection Path.

:SOURCE:DATA:TELEcom:SDH:TCM:LPATH?

Returns: <boolean>

AU Layer Selection

:SOURCE:DATA:TELEcom:SDH:AU:TYPE <discrete>

<discrete> = AU3
 AU4
 AU4_2C
 AU4_3C
 AU4_4C
 AU4_8C
 AU4_16C
 AU4_64C

Selects the AU mapping into an STM-N frame.

:SOURCE:DATA:TELEcom:SDH:AU:TYPE?

Returns: <discrete>

TU Layer Selection

:SOURCE:DATA:TELEcom:SDH:TU:TYPE <discrete>

<discrete> = NONE
 TU3
 TU11
 TU12

Selects the TU mapping.

:SOURCE:DATA:TELEcom:SDH:TU:TYPE?

Returns: <discrete>

Payload Layer Selection

:SOURCE:DATA:TELEcom:SDH:PAYLoad <discrete>

<discrete> =	BULK	Bulk Filled
	M140	140 Mb/s
	M34	34 Mb/s
	ASM2	Asynchronous
	FLM2	2 Mb/s floating byte
	FLDS1	DS1 floating byte
	ASDS1	Asynchronous DS3
	DS3	DS3

This command controls the transmitter SDH payload for single payload cases.

:SOURCE:DATA:TELEcom:SDH:PAYLoad?

Returns: <discrete>

TUG Channel

:SOURCE:DATA:TELEcom:SDH:TUG3 <numeric>

<numeric> = 1 to 3 TUG3 Number

Selects the SDH Transmitter active TUG3 within the foreground AU4.

:SOURCE:DATA:TELEcom:SDH:TUG3?

Returns: <numeric>

:SOURCE:DATA:TELEcom:SDH:TUG2 <numeric>

<numeric> = 1 to 7 TUG2 Number

Selects the SDH Transmitter active TUG2 within the selected TUG3 or AU3.

:SOURCE:DATA:TELEcom:SDH:TUG2?

Returns: <numeric>

:SOURCE:DATA:TELEcom:SDH:TU <numeric>

<numeric> = 1 to 3 Tributary Number for TU-12
1 to 4 Tributary Number for TU-11

Selects the SDH Transmitter active TU within the selected TUG2.

:SOURCE:DATA:TELEcom:SDH:TU?

Returns: <numeric>

:SOURCE:DATA:TELEcom:SDH:PAYLoad:FOFFset <boolean>

<boolean> = 0 or OFF
1 or On

Enables or disables the SDH Payload Clock Frequency Offset.

:SOURCE:DATA:TELEcom:SDH:PAYLoad:FOFFset?

Returns: <boolean>

:SOURCE:DATA:TELEcom:SDH:PAYLoad:OFFSet <numeric>

<numeric> = -100.0 to +100.0 Parts per Million

Sets (and enables) the payload frequency offset.

:SOURce:DATA:TELEcom:SDH:PAYLoad:OFFSet?

Returns: <numeric>

Background Settings

:SOURce:DATA:TELEcom:SDH:AU:BACKground <discrete>

<discrete> =	UNEQuipped	Fixed at 00000000
	AS_FG	As Foreground

Selects the payload in the background (non test) AUs.

:SOURce:DATA:TELEcom:SDH:AU:BACKground?

Returns: <discrete>

**:SOURce:DATA:TELEcom:SDH:TU:BACKground:PAYLoad:PATtern
<discrete>**

<discrete> =	PRBS9	2 ⁹ -1
	PRBS15	2 ¹⁵ -1
	B1100	word 1100

Selects the background payload pattern for TUs within the foreground TUG2.

:SOURce:DATA:TELEcom:SDH:TU:BACKground:PAYLoad:PATtern?

Returns: <discrete>

**:SOURce:DATA:TELEcom:SDH:TUG3:BACKground:PAYLoad:PATtern
<numeric>, <discrete>**

<numeric> =	1 to 3	TUG3 to be configured
<discrete> =	TU11	TU-3 structure
	TU12	TU-12 structure

USER

User Defined

Selects the structure in a background TUG3. This command is only valid if the selected TUG3 is not the current foreground.

:SOURCE:DATA:TELEcom:SDH:TUG3:BACKground:PAYLoad:PATtern?
<numeric>

<numeric> = 1 to 3

TUG3 to be configured

Returns: <discrete>

:SOURCE:DATA:TELEcom:SDH:TUG3:BACKground:PAYLoad:PATtern:USER
<numeric>, <numeric>

<numeric> = 1 to 3

TUG3 to be configured

<numeric> = 0 to 256

8 bit pattern

Sets the User Pattern to be transmitted in the specified background TUG3. This command is only valid if the TUG3 selected is not the current foreground.

The 8-bit numeric value can be entered using #b for binary representation, #h for hexadecimal or just as a decimal number.

:SOURCE:DATA:TELEcom:SDH:TUG3:BACKground:PAYLoad:PATtern:USER
? <numeric>

<numeric> = 1 to 3

TUG3 to be configured

Returns: <numeric>

SOURce subsystem - Transmitter Overhead Set up

:SOURce:DATA:TELEcom:SDH:OVERhead:DEFault

Sets all overhead bytes to their default value

:SOURce:DATA:TELEcom:SDH:OVERhead:DATA <numeric>, <numeric>, <discrete>, <numeric>

<numeric> = 1 to 64 STM-1 Number

<numeric> = 1 to 3 Column Number

<discrete> = A1 | A2 | E1 | F1 | D1 | D2 | D3 | K1 | H1 | K2 | D4 |
D5 | D6 | D7 | D8 | D9 | D10 | D11 | D12 | S1 | M0 |
M1 | E2 | X11 | X12 | X13 | X21 | X22 | X23 | X31 |
X32 | X33 | X41 | X42 | X43 | X51 | X52 | X53 | X61 |
X62 | X63 | X71 | X72 | X73 | X81 | X82 | X83 | X91 |
X92 | X93 |

<numeric> = 0 to 255 Byte Value

Sets the value of the selected transmitter section overhead byte. The required byte is specified by 4 command parameters.

The first parameter, STM-1 Number, identifies an STM-1 within the signal. The acceptable range for this parameter will depend on the selected transmit signal rate. For the STM-0 signal rate only 1 is valid.

The second parameter identifies a set of columns within the selected STM-1. A Value of 1 selects columns 1,4 & 7, a value of 2 selects Columns 2,5 & 8, and a value of 3 selects Columns 3,6 & 9. For the STM-0 signal rate only 1 is valid.

The third parameter identifies the specific byte in the selected set of columns. There are two ways of specifying this byte. The first is to use standard names where these are valid. The set of valid names is shown in the table above. The second method is to use an "Xrc" notation, where r is the numerical value of the bytes row in the transport overhead and c is the numerical value of the bytes column in the transport overhead. This method allows access to ANY byte in the selected STM-1 / Column set.

<numeric> = 0 to 255 Byte Value

Sets the fixed byte value of the J0 byte. Only relevant when :SOURCE:DATA:TELEcom:SDH:OVERhead:J0:PATTern <discrete> is set to FIXed.

:SOURCE:DATA:TELEcom:SDH:OVERhead:J0:PATTern:FIXed?

Returns: <numeric>

:SOURCE:DATA:TELEcom:SDH:OVERhead:J0:PATTern:B16Crc <string>

<string> =

Sets the 16-byte sequence of the J0 byte of the regenerator section overhead. The command parameter is a 15 character long string. The instrument automatically appends an E.164 CRC character to make up a 16 character sequence.

If the string is not 15 characters long the instrument will either append NULLS or truncate the string to make it 15 characters long. The pattern repeats every 16 characters and is transmitted character by character in subsequent frames.

Only available when :SOURCE:DATA:TELEcom:SDH:OVERhead:J0:PATTern <discrete> is set to B16Crc.

:SOURCE:DATA:TELEcom:SDH:OVERhead:J0:PATTern:B16Crc?

Returns: <string>

:SOURCE:DATA:TELEcom:SDH:OVERhead:J0:PATTern:B64 <string>

<string> =

Sets the 64-byte sequence of the J0 byte of the regenerator section overhead.

If the string is not 64 characters long the instrument will either append NULLS or truncate the string and terminate with a CR/LF to make it 64 characters long. The pattern repeats every 64 characters and is transmitted character by character in subsequent frames.

Only available when :SOURCE:DATA:TELEcom:SDH:OVERhead:J0:PATTern

<discrete> is set to B64.

:SOURCE:DATA:TELEcom:SDH:OVERhead:J0:PATtern:B64?

Returns: <string>

:SOURCE:DATA:TELEcom:SDH:OVERhead:J0:PATtern:ARRay?

Returns: <block>

Returns the J0 trace message as an array of numeric values. The number of numeric values returned depends on the pattern type set using :SOURCE:DATA:TELEcom:SDH:OVERhead:J0:PATtern <discrete>.

:SOURCE:DATA:TELEcom:SDH:OVERhead:SBYTE <discrete>

<discrete> =	ASRX	As Received (Thru mode only)
	QUALunknown	(0000)
	G811	(0010)
	SSUA	(0100)
	SSUB	(1000)
	G813	(1011)
	DONTusesync	(1111)

Selects the SDH SYNC message type (S1 Byte Bits 5 to 8). ASRX is only applicable when thru mode is enabled.

:SOURCE:DATA:TELEcom:SDH:OVERhead:SBYTE?

Returns: <discrete>

:SOURCE:DATA:TELEcom:SDH:POVerhead:DATA <discrete>, <numeric>

<discrete> = C2 | G1 | F2 | H4 | F3 | K3 | N1

<numeric> = 0 to 255 Byte Value

5 SDH Command Reference

Sets the value of the specified VC-4-64c, VC-4-16c, VC-4-4c, VC-4, VC-3 foreground high order path overhead byte.

The N1 byte can only be set when the command
:SOURCE:DATA:TELEcom:SDH:TCM:HPATH <boolean> is set to FALSE.

:SOURCE:DATA:TELEcom:SDH:POVerhead:DATA? <discrete>

<discrete> = C2 | G1 | F2 | H4 | F3 | K3 | N1

Returns: <numeric>

:SOURCE:DATA:TELEcom:SDH:POVerhead:J1:PATtern <discrete>

<discrete> = ASRX	As Received (Thru mode only)
B16Crc	16 Byte Sequence (with CRC)
B64	64 Byte Sequence

Sets the type of sequence to be transmitted within the J1 byte of the foreground high order path overhead.

ASRX is only applicable when thru mode is enabled.

:SOURCE:DATA:TELEcom:SDH:POVerhead:J1:PATtern?

Returns: <discrete>

:SOURCE:DATA:TELEcom:SDH:POVerhead:J1:PATtern:B16Crc <string>

<string> =

Sets the 16-byte sequence of the J1 byte of the foreground high order path overhead. The command parameter is a 15 characters long string. The instrument automatically appends an E.164 CRC character to make up a 16 character sequence.

If the string is not 15 characters long the instrument will either append NULLS

or truncate the string to make it 15 characters long. The pattern repeats every 16 characters and is transmitted character by character in subsequent frames.

Only valid when :SOURCE:DATA:TELEcom:SDH:POVerhead:J1:PATtern <discrete> is set to B16Crc.

:SOURCE:DATA:TELEcom:SDH:POVerhead:J1:PATtern:B16Crc?

Returns: <string>

:SOURCE:DATA:TELEcom:SDH:POVerhead:J1:PATtern:B64 <string>

<string> =

Sets the 64-byte sequence of the J1 byte of the foreground high order path overhead.

If the string is not 64 characters long the instrument will either append NULLS or truncate the string and terminate with a CR/LF to make it 64 characters long. The pattern repeats every 64 characters and is transmitted character by character in subsequent frames.

Only available when :SOURCE:DATA:TELEcom:SDH:POVerhead:J1:PATtern <discrete> is set to B64.

:SOURCE:DATA:TELEcom:SDH:POVerhead:J1:PATtern:B64?

Returns: <string>

:SOURCE:DATA:TELEcom:SDH:POVerhead:J1:PATtern:ARRay?

Returns: <block>

Returns the high order J1 trace message as an array of numeric values. The number of numeric values returned depends on the pattern type set using :SOURCE:DATA:TELEcom:SDH:POVerhead:J1:PATtern <discrete>.

:SOURCE:DATA:TELEcom:SDH:POVerhead:SLABel <discrete>

5 SDH Command Reference

<discrete> =	ASRX	As Received (Thru mode only)
	UNEQuipped	Unequipped (00000000)
	EQUipped	Equipped (00000001)
	TUGStructure	TUG structure (00000010)
	LOCKed	Locked TU (00000011)
	ASYN34	Asynchronous 34 /45 Mb/s (00000100)
	ASYN140	Asynchronous 140 Mb/s (00010010)
	ATM	ATM (00010011)
	DQDB	DQDB (00010100)
	FDDI	FDDI (00010101)
	PPPScram	PPP Scrambling On (00010110)
	SDL1	SDL1 (00010111)
	LAPS	LAPS (00011000)
	SDL2	SDL2 (00011001)
	GBE10	10Gbs Ethernet (00011010)
	PPPNoscram	PPP Scrambling Off (11001111)
	BULK	Bulk Filled (11111110)
	VCAis	VCAIS (11111111)

Sets the value of the path label (C2 Byte) of the foreground high order path overhead.

ASRX is only applicable when thru mode is enabled.

:SOURCE:DATA:TELEcom:SDH:POVerhead:SLABel?

Returns: <discrete>

:SOURCE:DATA:TELEcom:SDH:TCM:APID:PATTERN <discrete>

<discrete> =	ASRX	As Received (Thru mode only)
	B16Crc	16 Byte Sequence (with CRC)

Sets the type of sequence to be transmitted within the N1 byte of the foreground high order path overhead.

ASRX is only applicable when thru mode is enabled.

:SOURCE:DATA:TELEcom:SDH:TCM:APID:PATTERN?

Returns: <discrete>

:SOURCE:DATA:TELEcom:SDH:TCM:APID:PATTERN:B16Crc <string>

<string> =

Sets the 16-byte sequence of the N1 byte of the foreground high order path overhead. The command parameter is a 15 characters long string. The instrument automatically appends an E.164 CRC character to make up a 16 character sequence.

If the string is not 15 characters long the instrument will either append NULLS or truncate the string to make it 15 characters long. The pattern repeats every 16 characters and is transmitted character by character in subsequent frames.

Only valid when :SOURCE:DATA:TELEcom:SDH:TCM:APID:PATTERN <discrete> is set to B16Crc, and :SOURCE:DATA:TELEcom:SDH:TCM:HPATH <boolean> is set to TRUE.

:SOURCE:DATA:TELEcom:SDH:TCM:APID:PATTERN:B16Crc?

Returns: <string>

:SOURCE:DATA:TELEcom:SDH:TCM:APID:PATTERN:ARRAY?

5 SDH Command Reference

Returns: <block>

Returns the high order TCM trace message as an array of numeric values. The number of numeric values returned depends on the pattern type set using :SOURCE:DATA:TELEcom:SDH:TCM:APID:PATTERN <discrete>.

:SOURCE:DATA:TELEcom:SDH:POVerhead:H4Sequence <discrete>

<discrete> =	LONG	Long Sequence
	SHORT	Short Sequence
	COC1	COC1 Sequence

Sets the H4 Path overhead byte sequence length when :SOURCE:DATA:TELEcom:SDH:TU <numeric> is set to TU11 or TU12.

:SOURCE:DATA:TELEcom:SDH:POVerhead:H4Sequence?

Returns: <discrete>

:SOURCE:DATA:TELEcom:SDH:TU:POVerhead:DATA <discrete>, <numeric>

<discrete> = C2 | G1 | F2 | H4 | F3 | K3 | N1 | V5 | J2 | N2 | K4

<numeric> = 0 to 255 Byte Value

Sets the value of the specified VC-3, VC-12 or VC-11 foreground low order path overhead byte to the value specified by <numeric>.

For V5, a bitmask of 00111111 is applied to the value of <numeric> since the BIP-2 cannot be set.

:SOURCE:DATA:TELEcom:SDH:TU:POVerhead:DATA? <discrete>

<discrete> = C2 | G1 | F2 | H4 | F3 | K3 | N1 | V5 | J2 | N2 | K4

Returns: <numeric>

:SOURCE:DATA:TELEcom:SDH:TU:POVerhead:J1:PATTERN <discrete>

<discrete> =	ASRX	As Received (Thru mode only)
	B16Crc	16 Byte Sequence (with CRC)
	B64	64 Byte Sequence

Sets the type of sequence to be transmitted within the J1 byte of the foreground low order path overhead.

:SOURCE:DATA:TELEcom:SDH:TU:POVerhead:J1:PATtern?

Returns: <discrete>

:SOURCE:DATA:TELEcom:SDH:TU:POVerhead:J1:PATtern:B16Crc <string>

<string> =

Sets the 16-byte sequence of the J1 byte of the foreground low order path overhead. The command parameter is a 15 characters long string. The instrument automatically appends an E.164 CRC character to make up a 16 character sequence.

If the string is not 15 characters long the instrument will either append NULLS or truncate the string to make it 15 characters long. The pattern repeats every 16 characters and is transmitted character by character in subsequent frames.

Only valid when :SOURCE:DATA:TELEcom:SDH:TU:POVerhead:J1:PATtern <discrete> is set to B16Crc.

:SOURCE:DATA:TELEcom:SDH:TU:POVerhead:J1:PATtern:B16Crc?

Returns: <string>

:SOURCE:DATA:TELEcom:SDH:TU:POVerhead:J1:PATtern:B64 <string>

<string> =

Sets the 64-byte sequence of the J1 byte of the foreground low order path overhead.

If the string is not 64 characters long the instrument will either append NULLS or truncate the string and terminate with a CR/LF to make it 64 characters long. The pattern repeats every 64 characters and is transmitted character by character in subsequent frames.

Only available when :SOURCE:DATA:TELEcom:SDH:TU:POVerhead:J1:PATtern <discrete> is set to B64.

:SOURCE:DATA:TELEcom:SDH:TU:POVerhead:J1:PATtern:B64?

Returns: <string>

:SOURCE:DATA:TELEcom:SDH:TU:POVerhead:J1:PATtern:ARRay?

Returns: <block>

Returns the high order J1 trace message as an array of numeric values. The number of numeric values returned depends on the pattern type set using :SOURCE:DATA:TELEcom:SDH:TU:POVerhead:J1:PATtern <discrete>.

:SOURCE:DATA:TELEcom:SDH:TU:POVerhead:C2:SLABel <discrete>

<discrete> =	ASRX	As Received (Thru mode only)
	UNEQuipped	Unequipped (00000000)
	EQUipped	Equipped (00000001)
	TUGStructure	TUG structure (00000010)
	LOCKed	Locked TU (00000011)
	ASYN34	Asynchronous 34 /45 Mb/s (00000100)
	ASYN140	Asynchronous 140 Mb/s (00010010)
	ATM	ATM (00010011)
	DQDB	DQDB (00010100)
	FDDI	FDDI (00010101)

PPPScram	PPP Scrambling On (00010110)
SDL1	SDL1 (00010111)
LAPS	LAPS (00011000)
SDL2	SDL2 (00011001)
GBE10	10Gbs Ethernet (00011010)
PPPNoscram	PPP Scrambling Off (11001111)
BULK	Bulk Filled (11111110)
VCAis	VCAIS (11111111)

Sets the value of the path label (C2 Byte) of the foreground low order path overhead.

ASRX is only applicable when thru mode is enabled.

:SOURCE:DATA:TELEcom:SDH:TU:POVerhead:C2:SLABel?

Returns: <discrete>

:SOURCE:DATA:TELEcom:SDH:TU:POVerhead:V5:SLABel <numeric>

<numeric> = 0 to 7

Sets the value of the signal label (V5 Byte) of the foreground low order path overhead.

:SOURCE:DATA:TELEcom:SDH:TU:POVerhead:V5:SLABel?

Returns: <numeric>

:SOURCE:DATA:TELEcom:SDH:TU:POVerhead:J2:PATtern <discrete>

<discrete> = ASRX As Received (Thru mode only)

FIXed Fixed Byte Value

B16Crc

16 Byte Sequence (with
CRC)

Sets the type of sequence to be transmitted within the J2 byte of the foreground low order path overhead.

ASRX is only applicable when thru mode is enabled.

:SOURCE:DATA:TELEcom:SDH:TU:POVerhead:J2:PATtern?

Returns: <discrete>

:SOURCE:DATA:TELEcom:SDH:POVerhead:J2:PATtern:FIXed <numeric>

<numeric> = 0 to 255

Byte Value

Sets the fixed byte value of the J0 byte. Only relevant when
:SOURCE:DATA:TELEcom:SDH:OVERhead:J0:PATtern <discrete> is set to FIXed.

:SOURCE:DATA:TELEcom:SDH:POVerhead:J2:PATtern:FIXed?

Returns: <numeric>

:SOURCE:DATA:TELEcom:SDH:TU:POVerhead:J2:PATtern:B16Crc <string>

<string> =

Sets the 16-byte sequence of the J2 byte of the foreground low order path overhead. The command parameter is a 15 characters long string. The instrument automatically appends an E.164 CRC character to make up a 16 character sequence.

If the string is not 15 characters long the instrument will either append NULLS or truncate the string to make it 15 characters long. The pattern repeats every 16 characters and is transmitted character by character in subsequent frames.

Only valid when

:SOURCE:DATA:TELEcom:SDH:TU:POVerhead:J2:PATtern <discrete> is set to B16Crc.

:SOURce:DATA:TELEcom:SDH:TU:POVerhead:J2:PATtern:B16Crc?

Returns: <string>

:SOURce:DATA:TELEcom:SDH:TU:POVerhead:J2:PATtern:ARRAy?

Returns: <block>

Returns the high order J2 trace message as an array of numeric values. The number of numeric values returned depends on the pattern type set using :SOURce:DATA:TELEcom:SDH:TU:POVerhead:J2:PATtern <discrete>.

:SOURce:DATA:TELEcom:SDH:TU:TCM:N1:APID:PATtern <discrete>

<discrete> =	ASRX	As Received (Thru mode only)
	B16Crc	16 Byte Sequence (with CRC)

Sets the type of sequence to be transmitted within the N1 byte of the foreground low order path overhead.

ASRX is only applicable when thru mode is enabled.

:SOURce:DATA:TELEcom:SDH:TU:TCM:N1:APID:PATtern?

Returns: <discrete>

:SOURce:DATA:TELEcom:SDH:TU:TCM:N1:APID:PATtern:B16Crc <string>

<string> =

Sets the 16-byte sequence of the N1 byte of the foreground low order path overhead. The command parameter is a 15 characters long string. The instrument automatically appends an E.164 CRC character to make up a 16 character sequence.

If the string is not 15 characters long the instrument will either append NULLS or truncate the string to make it 15 characters long. The pattern repeats every

16 characters and is transmitted character by character in subsequent frames.

Only valid when

:SOURCE:DATA:TELEcom:SDH:TU:TCM:N1:APID:PATTERN <discrete> is set to B16Crc, and

:SOURCE:DATA:TELEcom:SDH:TCM:LPAth <boolean> is set to TRUE.

:SOURCE:DATA:TELEcom:SDH:TU:TCM:N1:APID:PATTERN:B16Crc?

Returns: <string>

:SOURCE:DATA:TELEcom:SDH:TU:TCM:N1:APID:PATTERN:ARRAY?

Returns: <block>

Returns the high order TCM trace message as an array of numeric values. The number of numeric values returned depends on the pattern type set using :SOURCE:DATA:TELEcom:SDH:TU:TCM:N1:APID:PATTERN <discrete>.

:SOURCE:DATA:TELEcom:SDH:TU:TCM:N2:APID:PATTERN <discrete>

<discrete> =	ASRX	As Received (Thru mode only)
	B16Crc	16 Byte Sequence (with CRC)

Sets the type of sequence to be transmitted within the N2 byte of the foreground low order path overhead.

ASRX is only applicable when thru mode is enabled.

:SOURCE:DATA:TELEcom:SDH:TU:TCM:N2:APID:PATTERN?

Returns: <discrete>

:SOURCE:DATA:TELEcom:SDH:TU:TCM:N2:APID:PATTERN:B16Crc <string>

<string> =

Sets the 16-byte sequence of the N2 byte of the foreground low order path overhead. The command parameter is a 15 characters long string. The instrument automatically appends an E.164 CRC character to make up a 16 character sequence.

If the string is not 15 characters long the instrument will either append NULLS or truncate the string to make it 15 characters long. The pattern repeats every 16 characters and is transmitted character by character in subsequent frames.

Only valid when

:SOURCE:DATA:TELEcom:SDH:TU:TCM:N2:APID:PATTERN <discrete> is set to B16Crc, and

:SOURCE:DATA:TELEcom:SDH:TCM:LPAth <boolean> is set to TRUE.

:SOURCE:DATA:TELEcom:SDH:TU:TCM:N2:APID:PATTERN:B16Crc?

Returns: <string>

:SOURCE:DATA:TELEcom:SDH:TU:TCM:N2:APID:PATTERN:ARRAY?

Returns: <block>

Returns the high order TCM trace message as an array of numeric values. The number of numeric values returned depends on the pattern type set using :SOURCE:DATA:TELEcom:SDH:TU:TCM:N2:APID:PATTERN <discrete>.

Overhead Sequences Commands

:SOURCE:DATA:TELEcom:SDH:SEQUence:CHANnel:SElect <numeric>

<numeric> = 1 to 64 AU number

Selects the STM-1 Channel from which the overhead sequence will be generated.

:SOURCE:DATA:TELEcom:SDH:SEQUence:CHANnel:SElect?

Returns: <numeric>

:SOURCE:DATA:TELEcom:SDH:SEQUence:OHBYte <discrete>

<numeric> = 1 to 256 Sequence Element Index

Returns: <numeric>

:SOURCE:DATA:TELEcom:SDH:SEQUence:DATA <numeric>, <string>

<numeric> = 1 to 256 Element Index

<string> = See Below Element Data

Sets the sequence data pattern for the designated element to the hexadecimal value contained in the string. The number of hexadecimal characters is dependent on the overhead channel selected by

:SOURCE:DATA:TELEcom:SDH:SEQUence:OHBYte <discrete>.

Two hexadecimal characters are required per byte, for example:

TCMACT - 1 byte "00" to "FF"

FAS - 6 bytes "000000000000" to "FFFFFFFFFFFF"

:SOURCE:DATA:TELEcom:SDH:SEQUence:DATA? <numeric>

<numeric> = 1 to 256 Element Index

Returns: <string>

:SOURCE:DATA:TELEcom:SDH:SEQUence:MODE <discrete>

<discrete> = SINGLE Single Run

REPEAT Repeat Run

Selects whether to run a sequence once or repeatedly.

:SOURCE:DATA:TELEcom:SDH:SEQUence:MODE?

Returns: <discrete>

:SOURCE:DATA:TELEcom:SDH:SEQUence <discrete>

<discrete> = STOP Stop current sequence

5 SDH Command Reference

START

Start new sequence

Stops or starts a Single or Repeat run Sequence.

:SOURce:DATA:TELEcom:SDH:SEQuence?

Returns: <discrete>

SOURce subsystem - Clock Offset Test Function

:SOURce:CLOCK:SDH:FOFFset <boolean>

<boolean> = 0 or OFF
1 or ON

Enables or disables the Clock Frequency Offset. The amount of Offset is set using :SOURce:CLOCK:SDH:FOFFset:OFFSet <numeric> <numeric>.

:SOURce:CLOCK:SDH:FOFFset?

Returns: <boolean>

:SOURce:CLOCK:SDH:FOFFset:OFFSet <numeric>

<numeric> = -100 to +100 parts per million

Sets the amount of Clock Frequency Offset when Frequency Offset is enabled.

:SOURce:CLOCK:SDH:FOFFset:OFFSet?

Returns: <numeric>

SOURce subsystem - Transmitter Error Test Functions

:SOURce:DATA:TELEcom:SDH:ERRor:PHYSical <discrete>

<discrete> =	EFrame	Entire Frame or data errors
	CODE	Line/Code/BPV errors

Selects Physical Error Type to generate. Further rate control selections are required.

:SOURce:DATA:TELEcom:SDH:ERRor:PHYSical?

Returns: <discrete>

:SOURce:DATA:TELEcom:SDH:ERRor:SECTion <discrete>

<discrete> =	FRAME	A1A2 Frame Errors
	RSBip	RS-BIP, B1 Errors
	MSBip	MS-BIP, B2 Errors
	MSRei	MS-REI Errors

Selects Section Error Type to generate. Further selection of :SOURce:DATA:TELEcom:SDH:ERRor:RATE <discrete> <discrete> is required.

:SOURce:DATA:TELEcom:SDH:ERRor:SECTion?

Returns: <discrete>

:SOURce:DATA:TELEcom:SDH:ERRor:PATH <discrete>

<discrete> =	PBIP	Path Bip, B3 Errors
	HPRei	HP-REI Errors
	LPRei	LP-REI Errors
	LPBip	LP-BIP Errors

Selects Path Error Type to generate. Further selection of `:SOURCE:DATA:TELEcom:SDH:ERROR:RATE <discrete>` `<discrete>` is required.

:SOURCE:DATA:TELEcom:SDH:ERROR:PATH?

Returns: `<discrete>`

:SOURCE:DATA:TELEcom:SDH:ERROR:TCM <discrete>

<code><discrete> =</code>	TCIec	TCM Incoming Error Count
	TCRei	TCM REI
	OEI	TCM Outgoing Error Indication
	LPIec	LP TCM Incoming Error Count
	LPRei	LP TCM REI
	LPOei	LP TCM Outgoing Error Indication
	LPN2Bip	LP TCM N2 BIP Error

Selects TCM Error Type to generate. Further rate control selections are required.

:SOURCE:DATA:TELEcom:SDH:ERROR:TCM?

Returns: `<discrete>`

:SOURCE:DATA:TELEcom:ERROR:SINGLE

Injects a single error.

:SOURCE:DATA:TELEcom:SDH:ERROR:RATE <discrete>

<code><discrete> =</code>	NONE	Errors Off
	EALL	Error All

5 SDH Command Reference

APSThreshold	APS Threshold (MS Bit only)
E_3	1E-3 Error rate
E_4	1E-4 Error rate
E_5	1E-5 Error rate
E_6	1E-6 Error rate
E_7	1E-7 Error rate
E_8	1E-8 Error rate
E_9	1E-9 Error rate
USER	User defined error rate

Selects the transmitter Error Rate of the error type selected by the Error Group Selection Functions.

NOTE

If this query returns USER, then `:SOURce:DATA:TELEcom:SDH:ERRor:RATE:USER?` must be used to discover the currently injected error rate.

`:SOURce:DATA:TELEcom:SDH:ERRor:RATE?`

Returns: <discrete>

`:SOURce:DATA:TELEcom:SDH:ERRor:RATE:USER <numeric>`

<numeric> = 9.9E-9 to 1.1E-3 mantissa resolution 0.1, exponent resolution 1

Sets the user defined Error Add rate.

`:SOURce:DATA:TELEcom:SDH:ERRor:RATE <discrete>` must be set to USER

NOTE

The maximum user defined error rate is dependent on both error type and lime rate.

`:SOURce:DATA:TELEcom:SDH:ERRor:RATE:USER?`

Returns: <numeric>

:SOURCE:DATA:TELEcom:SDH:ERROR:RATE:USER:ACTION <boolean>

<boolean> = OFF
 ON User Value set as Error
 Rate

Sets the user defined Error Add rate specified by
 :SOURCE:DATA:TELEcom:SDH:ERROR:RATE:USER <numeric>.

:SOURCE:DATA:TELEcom:SDH:ERROR:RATE:USER:ACTION?

Returns: <boolean>

:SOURCE:DATA:TELEcom:SDH:ERROR:APSThreshold:NERRors <numeric>

<numeric> = 0 to 640 for STM-0
 0 to 1920 for STM-1
 0 to 7680 for STM-4
 0 to 30720 for STM-16
 0 to 122880 for STM-64

Sets the number of errors for the APS Threshold when
 :SOURCE:DATA:TELEcom:SDH:ERROR:RATE <discrete>
 <discrete> is set to APSThreshold. Default = 0.

:SOURCE:DATA:TELEcom:SDH:ERROR:APSThreshold:NERRors?

Returns: <numeric>

:SOURCE:DATA:TELEcom:SDH:ERROR:APSThreshold:EINTerval <discrete>

<discrete> = MS10 10 milliseconds
 MS100 100 milliseconds
 S1 1 second

5 SDH Command Reference

S10	10 seconds
S100	100 seconds
S1000	1,000 seconds
S10000	10,000 seconds

Sets the interval between APS Threshold errors when
:SOURCE:DATA:TELEcom:SDH:ERRor:RATE <discrete>
<discrete> is set to APSThreshold .

:SOURCE:DATA:TELEcom:SDH:ERRor:APSThreshold:EINTerval?

Returns: <discrete>

SOURce subsystem - Transmitter Alarm Test Functions

Further commands (including Alarm Stress) can be found in the 'Transmitter Alarm Test Functions' section of the 'Common Commands' chapter.

:SOURce:DATA:TELEcom:SDH:ALARm:PHYSical <discrete>

<discrete> = LOS Loss of Signal Alarm

Selects PHYSical Alarms.

:SOURce:DATA:TELEcom:SDH:ALARm:PHYSical?

Returns: <discrete>

:SOURce:DATA:TELEcom:SDH:ALARm:SECTion <discrete>

<discrete> =	LOF	Loss of Frame
	OOF	Out of Frame
	MSAis	MS-AIS alarm indication signal
	MSRDi	MS-RDI remote defect indi- cation

Selects Section Alarms.

:SOURce:DATA:TELEcom:SDH:ALARm:SECTion?

Returns: <discrete>

:SOURce:DATA:TELEcom:SDH:ALARm:OOF

Sets the OOF alarm Active. There is no corresponding query

:SOURce:DATA:TELEcom:SDH:ALARm:PATH <discrete>

5 SDH Command Reference

<discrete> =	PAIS	Path AIS
	AULop	AU-LOP Loss of AU pointer
	HPRDi	HP-RDI remote defect indication
	PUNequipped	Path Unequipped
	PAYLoad	High order path RDI payload enhanced
	SERVer	High order path RDI server defect enhanced
	CONNection	High order path RDI connection enhanced
	LOM	H4 Loss of Multiframe
	LPAis	Low Order Path AIS
	LPLop	Low Order Path Loss of Pointer
	LPUNequipped	Low Order Path Unequipped
	LPRDi	Low order path RDI
	LPRFi	Low Order Path RFI
	LPPayload	Low order path RDI payload enhanced
	LPServer	Low order path RDI server defect enhanced
	LPConnection	Low order path RDI connection enhanced

Selects Path Alarms.

:SOURce:DATA:TELEcom:SDH:ALARm:PATH?

Returns: <discrete>

:SOURce:DATA:TELEcom:SDH:ALARm:TCM <discrete>

<discrete> =	TCRDi	TCM remote defect indication
	ODI	outgoing defect indication
	TCOom	TCM loss of multi-frame alignment
	IAIS	Incoming alarm indication signal
	VCAis	VC alarm indication signal
	TCUNequipped	TCM unequipped
	LPRDi	LP TCM remote defect indication
	LPODi	LP Outgoing defect indication
	LPOom	LP TCM loss of multi-frame alignment
	LPIais	LP Incoming alarm indication signal
	LPVCAis	LP VC alarm indication signal
	LPUNequipped	LP TCM unequipped

Selects Tandem Connection Mode Alarms.

:SOURCE:DATA:TELEcom:SDH:ALARm:TCM?

Returns: <discrete>

:SOURCE:DATA:TELEcom:ALARm <boolean>

<boolean> = 0 or OFF
1 or ON

Enables and disables Alarm Generation.

:SOURCE:DATA:TELEcom:ALARm?

5 SDH Command Reference

Returns: <boolean>

SOURce subsystem - Pointer Adjust Test Functions

:SOURce:DATA:TELEcom:SDH:POINter:TRANsmitted?

Returns: <numeric>

Returns the actual pointer value being transmitted.

:SOURce:DATA:TELEcom:SDH:POINter <boolean>

<boolean> =	BURSt	Pointer Burst
	NPOinter	New Pointer Value
	OFFSet	Pointer Offset

Selects the Pointer Test Function.

:SOURce:DATA:TELEcom:SDH:POINter?

Returns: <boolean>

:SOURce:DATA:TELEcom:SDH:POINter:TYPE <discrete>

<discrete> =	AU	AU Pointer
	TU	TU Pointer

Selects the Pointer Type.

:SOURce:DATA:TELEcom:SDH:POINter:TYPE?

Returns: <discrete>

:SOURce:DATA:TELEcom:SDH:POINter:BURSt:ACTion

Forces the pointer value to change according to the burst size and direction set using the following commands

:SOURce:DATA:TELEcom:SDH:POINter:BURSt:DIRection <discrete> and

:SOURce:DATA:TELEcom:SDH:POINter:BURSt:SIZE <numeric>

To use this function the command `:SOURCE:DATA:TELEcom:SDH:POINter <discrete>` should be set to BURSt.

`:SOURCE:DATA:TELEcom:SDH:POINter:BURSt:DIRection <discrete>`

<code><discrete> =</code>	INCRement	Increment Pointer Value
	DECRement	Decrement Pointer Value
	ALTErnate	Burst placed in opposite direction to last burst

Selects the Pointer Burst Direction.

`:SOURCE:DATA:TELEcom:SDH:POINter:BURSt:DIRection?`

Returns: `<discrete>`

`:SOURCE:DATA:TELEcom:SDH:POINter:BURSt:SIZE <numeric>`

`<numeric> =` 1 to 10

Selects the Pointer Burst Size.

`:SOURCE:DATA:TELEcom:SDH:POINter:BURSt:SIZE?`

Returns: `<numeric>`

`:SOURCE:DATA:TELEcom:SDH:POINter:NEW:ACTion`

Forces the pointer value to adopt the New Pointer value and new flag status, set using the following commands

`:SOURCE:DATA:TELEcom:SDH:POINter:NEW:VALue <numeric>` and
`:SOURCE:DATA:TELEcom:SDH:POINter:NEW:FLAG <discrete>`.

To use this function the command `:SOURCE:DATA:TELEcom:SDH:POINter <discrete>` should be set to NEW.

:SOURce:DATA:TELEcom:SDH:POINter:NEW:VALue <numeric>

<numeric> = 0 to 782

Selects the New Pointer Value.

:SOURce:DATA:TELEcom:SDH:POINter:NEW:VALue?

Returns: <numeric>

:SOURce:DATA:TELEcom:SDH:POINter:NEW:FLAG <discrete>

<discrete> =	NNDF	No New Data Flag
	NDF	New Data Flag

Selects whether a New Pointer Data Flag is generated.

:SOURce:DATA:TELEcom:SDH:POINter:NEW:FLAG?

Returns: <discrete>

:SOURce:DATA:TELEcom:SDH:POINter:OFFSet:ACTion <boolean>

<boolean> =	0 or OFF
	1 or ON

Enables and Disables the Pointer Offset Test Function. The type of Offset and offset rate are set using the following commands:

:SOURce:DATA:TELEcom:SDH:POINter:OFFSet <discrete> and
:SOURce:DATA:TELEcom:SDH:POINter:OFFSet:RATE <numeric>

To use this function the command **:SOURce:DATA:TELEcom:SDH:POINter <discrete>** should be set to **OFFSet** and **:SOURce:CLOCK:FOFFset:ACTive** should be set to **OFF**.

:SOURce:DATA:TELEcom:SDH:POINter:OFFSet:ACTion?

5 SDH Command Reference

Returns: <boolean>

:SOURCE:DATA:TELECOM:SDH:POINTER:OFFSET <discrete>

<discrete> =	SIGNAL	Signal offset
	PAYLOAD	Payload Offset

Selects the Pointer Offset Type.

:SOURCE:DATA:TELECOM:SDH:POINTER:OFFSET?

Returns: <discrete>

:SOURCE:DATA:TELECOM:SDH:POINTER:OFFSET:RATE <numeric>

<numeric> =	-100.0 to +100.0	parts per million
-------------	------------------	-------------------

Selects the Pointer Offset Rate.

:SOURCE:DATA:TELECOM:SDH:POINTER:OFFSET:RATE?

Returns: <numeric>

SOURce subsystem - APS Messages

:SOURce:DATA:TELEcom:SDH:APSMessages:TOPology <discrete>

<discrete> =	ASRX	As Received (Thru mode only)
	LINear	Linear protection
	RING	Ring protection

Selects the type of protection topology.

ASRX is only applicable when thru mode is enabled.

:SOURce:DATA:TELEcom:SDH:APSMessages:TOPology?

Returns: <discrete>

:SOURce:DATA:TELEcom:SDH:APSMessages:TOPology:TYPE <discrete>

<discrete> =	PASSive	Passive
	AUNidir	Active unidirectional
	ABIDir	Active bidirectional

Selects the behaviour of the transmitted K1K2 bytes as being passive or active (unidirectional or bidirectional).

:SOURce:DATA:TELEcom:SDH:APSMessages:TOPology:TYPE?

Returns: <discrete>

:SOURce:DATA:TELEcom:SDH:APSMessages:REQuest <discrete>

<discrete> =	NREQuest	No Request (0000)
	DNRevert	Do Not Revert (0001)
	RREQuest	Reverse Request (0010)
	THRee	Not Used (0011)

5 SDH Command Reference

EXERcise	Exercise (0100)
FIVE	Not Used (0101)
LWTRestore	Wait To Restore (0110)
SEVen	Not Used (0111)
MSWitch	Manual Switch (1000)
NINE	Not Used (1001)
SDLPriority	Signal Degrade Low Priority (1010)
SDHPriority	Signal Degrade High Priority (1011)
SFLPriority	Signal Fair Low Priority (1100)
SFHPriority	Signal Fair High Priority (1101)
FSWitch	Forced Switch (1110)
LOPRotectioN	Lockout Of Protection (1111)

Selects the transmitter SDH APS message to be transmitted (K1 Byte, Bits 1 to 4). Only valid if :SOURce:DATA:TELEcom:SDH:APSMessages:TOPology <discrete> is set to LIN.

SDHP and SFHP are only valid when :SOURce:DATA:TELEcom:SDH:APSMessages:ARCHitecture <discrete> is set to OTN.

:SOURce:DATA:TELEcom:SDH:APSMessages:REQuest?

Returns: <discrete>

:SOURce:DATA:TELEcom:SDH:APSMessages:CHANnel <numeric>

<numeric> = 0	NULL Channel
1	Working Channel 1
2	Working Channel 2

3	Working Channel 3
4	Working Channel 4
5	Working Channel 5
6	Working Channel 6
7	Working Channel 7
8	Working Channel 8
9	Working Channel 9
10	Working Channel 10
11	Working Channel 11
12	Working Channel 12
13	Working Channel 13
14	Working Channel 14
15	Extra Traffic Channel

Selects the transmitter SDH APS message channel (K1 Byte, Bits 5 to 8).

Only valid if `:SOURCE:DATA:TELEcom:SDH:APSMessages:TOPology <discrete>` is set to LIN.

Working Channel 2 to 14 extra traffic channels are only valid if `:SOURCE:DATA:TELEcom:SDH:APSMessages:ARCHitecture <discrete>` is set to OTN.

`:SOURCE:DATA:TELEcom:SDH:APSMessages:CHANnel?`

Returns: <numeric>

`:SOURCE:DATA:TELEcom:SDH:APSMessages:BRIDge <numeric>`

<numeric> = 0 to 15

Selects the SDH transmitter Linear APS message bridged channel (K2 Byte, Bits 1 to 4). Only valid if `:SOURCE:DATA:TELEcom:SDH:APSMessages:TOPology <discrete>` is set to LIN.

:SOURce:DATA:TELEcom:SDH:APSMessages:BRIDge?

Returns: <numeric>

:SOURce:DATA:TELEcom:SDH:APSMessages:ARCHitecture <discrete>

<discrete> =	OTONe	1+1
	OTN	1:N

Selects the SDH transmitter Linear APS architecture (K2 Byte, Bit 5). Only valid if :SOURce:DATA:TELEcom:SDH:APSMessages:TOPology <discrete> is set to LIN.

:SOURce:DATA:TELEcom:SDH:APSMessages:ARCHitecture?

Returns: <discrete>

:SOURce:DATA:TELEcom:SDH:APSMessages:REServed <numeric>

<numeric> =	0	000
	1	001
	2	010
	3	011
	4	100
	5	101

Selects the SDH transmitter Linear APS messages reserved bits (K2 Byte, Bits 6 to 8) in numeric form. Only valid if :SOURce:DATA:TELEcom:SDH:APSMessages:TOPology <discrete> is set to LIN.

:SOURce:DATA:TELEcom:SDH:APSMessages:REServed?

Returns: <numeric>

:SOURce:DATA:TELEcom:SDH:APSMessages:RCODE <discrete>

<discrete> =	NREQuest	No Request (0000)
	RRRing	Reverse Request - Ring (0001)
	RRSPan	Reverse Request - Stan (0010)
	ERINg	Exerciser - Ring (0011)
	ESPan	Exerciser - Stan (0100)
	RWTRestore	Wait to Restore (0101)
	MSRing	Manual Switch - Ring (0110)
	MSSPan	Manual Switch - Stan (0111)
	SDRing	Signal Degrade - Ring (1000)
	SDSPan	Signal Degrade - Stan (1001)
	SDPRotecton	Signal Degrade - Protection (1010)
	SFRing	Signal Fair - Ring (1011)
	SFSPan	Signal Fair - Stan (1100)
	FSRing	Forced Switch Ring (1101)
	FSSPan	Forced Switch - Stan(1110)
	LOPRotecton	Lockout Of Protection (1111)

Selects the transmitter Ring APS message to be transmitted (K1 Byte, Bits 1 to 4). Only valid if :SOURCE:DATA:TELEcom:SDH:APSMessages:TOPology <discrete> is set to RING.

:SOURCE:DATA:TELEcom:SDH:APSMessages:RCODE?

Returns: <discrete>

:SOURCE:DATA:TELEcom:SDH:APSMessages:DNODE <numeric>

<numeric> = 0 to 15

Selects the SDH transmitter Ring APS message destination node (K1 Byte, Bits 5 to 8). Only valid if :SOURCE:DATA:TELEcom:SDH:APSMessages:TOPology <discrete> is set to RING.

:SOURCE:DATA:TELEcom:SDH:APSMessages:DNODE?

Returns: <numeric>

:SOURCE:DATA:TELEcom:SDH:APSMessages:SNODE <numeric>

<numeric> = 0 to 15

Selects the SDH transmitter Ring APS message source node (K2 Byte, Bits 1 to 4) . Only valid if :SOURCE:DATA:TELEcom:SDH:APSMessages:TOPology <discrete> is set to RING.

:SOURCE:DATA:TELEcom:SDH:APSMessages:SNODE?

Returns: <numeric>

:SOURCE:DATA:TELEcom:SDH:APSMessages:PCODE <discrete>

<discrete> =	SHORT	Short path
	LONG	Long path

Selects the SDH transmitter Ring APS message path type (K2 bit 5). Only valid if :SOURCE:DATA:TELEcom:SDH:APSMessages:TOPology <discrete> is set to RING.

:SOURCE:DATA:TELEcom:SDH:APSMessages:PCODE?

Returns: <discrete>

:SOURCE:DATA:TELEcom:SDH:APSMessages:SCODE <numeric>

<numeric> =	0	Idle (000)
	1	Bridged (001)
	2	Bridged & Switched (010)

3	011
4	100
5	101

Selects the SDH transmitter Ring APS messages status code (K2 Byte, Bits 6 to 8). Only valid if :SOURCE:DATA:TELEcom:SDH:APSMessages:TOPology <discrete> is set to RING.

:SOURCE:DATA:TELEcom:SDH:APSMessages:SCODE?

Returns: <numeric>

:SOURCE:DATA:TELEcom:SDH:APSMessages:DOWNload

Start transmission of the SDH transmitter APS message.

SOURce subsystem - DCC Insertion

:SOURce:DATA:TELeom:SDH:IDCC <discrete>

<discrete> =	NONE	Turns both Off
	RDCC	Regenerator DCC
	MDCC	Multiplexer DCC

Selects the Data Communication Channel Insert port for DCC Test functions.

:SOURce:DATA:TELeom:SDH:IDCC?

Returns: <discrete>

SENSe subsystem - Receiver Settings

:SENSe:DATA:TELEcom:SDH:RATE <discrete>

<discrete> =	STM64	10Gb/s
	STM16	2.5Gb/s
	STM4	622Mb/s
	STM1	155Mb/s
	STM0	51Mb/s

Sets the input rate for the instrument input port.

:SENSe:DATA:TELEcom:SDH:RATE?

Returns: <discrete>

Mapping Settings

:SENSe:DATA:TELEcom:SDH:AUG64 <numeric>

<numeric> = 1 AUG-64 number

Selects the received AUG-64 that is selected for test.

Only valid if :SENSe:DATA:TELEcom:SDH:RATE <discrete> is set a rate higher than STM16.

:SENSe:DATA:TELEcom:SDH:AUG64?

Returns: <numeric>

:SENSe:DATA:TELEcom:SDH:AUG16 <numeric>

<numeric> = 1 to 4 AUG-16 number

Selects the received AUG-64 that is selected for test.

Only valid if :SENSe:DATA:TELEcom:SDH:RATE <discrete> is set a rate higher than STM4.

:SENSe:DATA:TELEcom:SDH:AUG16?

Returns: <numeric>

:SENSe:DATA:TELEcom:SDH:AUG4 <numeric>

<numeric> = 1 to 4 AUG-4 number

Selects the received AUG-4 that is selected for test.

Only valid if :SENSe:DATA:TELEcom:SDH:RATE <discrete> is set a rate higher than STM1.

:SENSe:DATA:TELEcom:SDH:AUG4?

Returns: <numeric>

:SENSe:DATA:TELEcom:SDH:AUG1 <numeric>

<numeric> = 1 to 4 AUG-1 number

Selects the received AUG-1 that is selected for test.

Only valid if :SENSe:DATA:TELEcom:SDH:RATE <discrete> is set a rate higher than STM0.

:SENSe:DATA:TELEcom:SDH:AUG1?

Returns: <numeric>

Tandem Connection Monitoring (TCM)

:SENSe:DATA:TELEcom:SDH:TCM:HPATH <boolean>

<boolean> = OFF High-Order (HO) TCM Path
Off

ON	High-Order (HO) TCM Path
	On

Enables and Disables the High-Order Tandem Connection Path.

:SENSe:DATA:TELecom:SDH:TCM:HPATH?

Returns: <boolean>

AU Layer Selection

:SENSe:DATA:TELecom:SDH:AU:TYPE <discrete>

<discrete> = AU3
 AU4
 AU4_2C
 AU4_3C
 AU4_4C
 AU4_8C
 AU4_16C
 AU4_64C

Set the AU Mapping into an STM-N frame.

:SENSe:DATA:TELecom:SDH:AU:TYPE?

Returns: <discrete>

TU Layer Selection

:SENSe:DATA:TELecom:SDH:TU:TYPE <discrete>

<discrete> = NONE
 TU3
 TU11

TU12

Selects the TU mapping for the receiver.

:SENSE:DATA:TELEcom:SDH:TU:TYPE?

Returns: <discrete>

Payload Layer Selection

:SENSE:DATA:TELEcom:SDH:PAYLoad <discrete>

<discrete> =	BULK	Bulk Filled
	M140	140 Mb/s
	M34	34 Mb/s
	ASM2	Asynchronous
	FLM2	2 Mb/s floating byte
	FLDS1	DS1 floating byte
	ASDS1	Asynchronous DS3
	DS3	DS3

This command controls the receiver SDH payload for single payload cases.

:SENSE:DATA:TELEcom:SDH:PAYLoad?

Returns: <discrete>

:SENSE:DATA:TELEcom:SDH:PRIMary:TS0 <boolean>

<boolean> =	0 or OFF	Data in TS0
	1 or On	Signalling in TS0

Determines the content of TS0 as either Data or Signalling.

:SENSE:DATA:TELEcom:SDH:PRIMary:TS0?

Returns: <boolean>

TUG Channel

:SENSe:DATA:TELecom:SDH:TUG3 <numeric>

<numeric> = 1 to 3

Selects the SDH Receiver active TUG3 within the foreground AU4.

:SENSe:DATA:TELecom:SDH:TUG3?

Returns: <numeric>

:SENSe:DATA:TELecom:SDH:TUG2 <numeric>

<numeric> = 1 to 7

Selects the SDH Receiver active TUG2 within the selected TUG3 or AU3.

:SENSe:DATA:TELecom:SDH:TUG2?

Returns: <numeric>

:SENSe:DATA:TELecom:SDH:TU <numeric>

<numeric> = 1 to 3 Tributary Number for TU-12

1 to 4 Tributary Number for TU-11

Selects the SDH Transmitter active TU within the selected TUG2.

:SENSe:DATA:TELecom:SDH:TU?

Returns: <numeric>

SENSe subsystem - Receiver Overhead Monitor

:SENSe:DATA:TELEcom:SDH:OVERhead:CHANnel <numeric>

<numeric> = 1 to 64 AU number

Selects the STM-1 Channel from which the overhead bytes will be captured.

:SENSe:DATA:TELEcom:SDH:OVERhead:CHANnel?

Returns: <numeric>

:SENSe:DATA:TELEcom:SDH:DDCC <discrete>

<discrete> =	NONE	Turns both Off
	RDCC	Regenerator Section DCC
	MDCC	Multiplexer Section DCC

Selects the Data Communications channel to be dropped via the DROP port, for DCC test function.

:SENSe:DATA:TELEcom:SDH:DDCC?

Returns: <discrete>

Trace Identifier Mismatch Commands

:SENSe:DATA:TELEcom:SDH:OVERhead:J0:TIM <boolean>

<boolean> =	0 or OFF	RS-TIM alarm is disabled
	1 or On	RS-TIM alarm is enabled

Specifies whether to monitor the J0 byte for the RS-TIM alarm. This is determined by comparing the incoming J0 trace message with the expected message configured by the commands detailed below.

:SENSe:DATA:TELEcom:SDH:OVERhead:J0:TIM?

Returns: <boolean>

:SENSe:DATA:TELEcom:SDH:OVERhead:J0:TIM:PATtern <discrete>

<discrete> =	B16Crc	16 Byte Sequence (with CRC)
	B64	64 Byte Sequence

Sets the type of pattern that is expected in the J0 byte of the STM regenerator section overhead.

:SENSe:DATA:TELEcom:SDH:OVERhead:J0:TIM:PATtern?

Returns: <discrete>

:SENSe:DATA:TELEcom:SDH:OVERhead:J0:TIM:PATtern:B16Crc <string>

<string> =

Sets the 16-byte sequence of the expected J0 byte of the regenerator section overhead.

The command parameter is a 15 character long string. The instrument automatically appends an E.164 CRC character to make up a 16 character sequence.

If the string is not 15 characters long the instrument will either append NULLS or truncate the string to make it 15 characters long.

:SENSe:DATA:TELEcom:SDH:OVERhead:J0:TIM:PATtern:B16Crc?

Returns: <string>

:SENSe:DATA:TELEcom:SDH:OVERhead:J0:TIM:PATtern:B64 <string>

<string> =

Sets the 64-byte sequence of the expected J0 byte of the regenerator section overhead.

5 SDH Command Reference

If the string is not 64 characters long the instrument will either append NULLS or truncate the string and terminate with a CR/LF to make it 64 characters long.

:SENSe:DATA:TELEcom:SDH:OVERhead:J0:TIM:PATtern:B64?

Returns: <string>

:SENSe:DATA:TELEcom:SDH:POVerhead:J1:TIM <boolean>

<boolean> =	0 or OFF	HP-TIM alarm is disabled
	1 or On	HP-TIM alarm is enabled

Specifies whether to monitor the J1 byte for the HP-TIM alarm. This is determined by comparing the incoming J1 trace message with the expected message configured by the commands detailed below.

:SENSe:DATA:TELEcom:SDH:POVerhead:J1:TIM?

Returns: <boolean>

:SENSe:DATA:TELEcom:SDH:POVerhead:J1:TIM:PATtern <discrete>

<discrete> =	B16Crc	16 Byte Sequence (with CRC)
	B64	64 Byte Sequence

Sets the type of pattern that is expected in the J1 byte of the STM path overhead.

:SENSe:DATA:TELEcom:SDH:POVerhead:J1:TIM:PATtern?

Returns: <discrete>

:SENSe:DATA:TELEcom:SDH:POVerhead:J1:TIM:PATtern:B16Crc <string>

<string> =

Sets the 16-byte sequence of the expected J1 byte of the path overhead. The

command parameter is a 15 character long string. The instrument automatically appends an E.164 CRC character to make up a 16 character sequence.

If the string is not 15 characters long the instrument will either append NULLS or truncate the string to make it 15 characters long.

:SENSe:DATA:TELEcom:SDH:POVerhead:J1:TIM:PATTErn:B16Crc?

Returns: <string>

:SENSe:DATA:TELEcom:SDH:POVerhead:J1:TIM:PATTErn:B64 <string>

<string> =

Sets the 64-byte sequence of the expected J1 byte of the path overhead.

If the string is not 64 characters long the instrument will either append NULLS or truncate the string and terminate with a CR/LF to make it 64 characters long.

:SENSe:DATA:TELEcom:SDH:POVerhead:J1:TIM:PATTErn:B64?

Returns: <string>

SENSe subsystem - Data Capture Commands

The following commands are used to configure data capture for SDH. General commands for data capture are found in the Common Commands chapter.

:SENSe:DATA:TELEcom:DCAPture:TRIGger:ERRor:SDH:SECTion <discrete>

<discrete> =	FRAME	A1A2 Error
	RSBip	RS BIP (B1) Error
	MSBip	MS BIP (B2) Error
	MSRei	MS REI Error

Selects SDH Section Overhead error for triggering data capture.

:SENSe:DATA:TELEcom:DCAPture:TRIGger:ERRor:SDH:SECTion?

Returns: <discrete>

:SENSe:DATA:TELEcom:DCAPture:TRIGger:ERRor:SDH:PATH <discrete>

<discrete> =	PBIP	Path BIP (B3) Error
	HPRei	HP REI Error
	TCIec	TCM IEC Error
	TCRei	TCM REI Error
	OEI	TCM OEI Error

Selects SDH Path Overhead error for triggering data capture.

TCM errors are only valid when the appropriate SDH Tandem Connection Monitoring functionality is enabled.

:SENSe:DATA:TELEcom:DCAPture:TRIGger:ERRor:SDH:PATH?

Returns: <discrete>

**:SENSe:DATA:TELecom:DCAPture:TRIGger:ALARm:SDH:SECTion
<discrete>**

<discrete> =	LOF	Loss of Frame
	OOF	Out of Frame
	MSAis	MS AIS
	MSRDi	MS RDI
	PTAD	Pointer Activity
	K1K2	K1K2 Change

Selects SDH alarm for triggering Section Overhead data capture.

:SENSe:DATA:TELecom:DCAPture:TRIGger:ALARm:SDH:SECTion?

Returns: <discrete>

:SENSe:DATA:TELecom:DCAPture:TRIGger:ALARm:SDH:PATH <discrete>

<discrete> =	HPRDi	HP-RDI
	PUNequipped	HP-UNEQ
	VCAis	TCM VC-AIS
	TCRDi	TCM TC-RDI
	ODI	TCM TC-ODI
	TCOom	TCM TC-OOM
	IAIS	TCM TC-IAIS

Selects SDH alarm for triggering Path Overhead data capture.

TCM alarms are only valid when the appropriate SDH Tandem Connection Monitoring functionality is enabled.

:SENSe:DATA:TELecom:DCAPture:TRIGger:ALARm:SDH:PATH?

Returns: <discrete>

SENSE subsystem - Receiver SDH Overhead Monitor Commands

:SENSE:DATA:TELEcom:SDH:OCAPture:CHANnel:SElect <numeric>

<numeric> = 1 to 64 AU number

Selects the STM-1 Channel from which the overhead sequence will be captured.

:SENSE:DATA:TELEcom:SDH:OCAPture:CHANnel:SElect?

Returns: <numeric>

:SENSE:DATA:TELEcom:SDH:OCAPture:OHBYte <discrete>

<discrete> = A1A2 | BNDA1A2 | E1 | F1 | D1D3 | K1K2 | H1 |
 D4D12 | S1 | M0 | M1 | J1 | E2 | C2 | G1 | F2 | H4 |
 F3 | K3 | N1 | H1H2_1 | H1H2_2 | H1H2_3 | H3_1 |
 H3_2 | H3_3 | Xrc

Selects the overhead channel to be captured.

A byte/channel may also be selected by using an 'Xrc' notation where 'r' specifies the row of the required byte and 'c' specifies the column.

For example, specifying 'X24' will select the 4th byte on the 2nd row of the specified STM-1 structure.

:SENSE:DATA:TELEcom:SDH:OCAPture:OHBYte?

Returns: <discrete>

:SENSE:DATA:TELEcom:SDH:OCAPture:TRIGger:SElection <discrete>

<discrete> =	MANual	Manual Trigger
	PRE	Pre-Capture Trigger
	CENTERed	Centered-Capture Trigger
	POST	Post-Capture Trigger

Selects the type of trigger for Overhead Capture.

When MANual trigger is selected, capture is started using the :SENSe:DATA:TELEcom:SDH:OCAPture command. PRE-trigger capture will capture up to 255 elements before the trigger pattern. CENTERed capture captures elements either side of the trigger pattern. POST capture captures up to 255 elements after the trigger pattern.

:SENSe:DATA:TELEcom:SDH:OCAPture:TRIGger:SELECTION?

Returns: <discrete>

:SENSe:DATA:TELEcom:SDH:OCAPture:TRIGger:POLarity <discrete>

<discrete> =	ON	Triggers when capture data MATCHES trigger pattern
	ONNot	Triggers when capture data DOES NOT MATCH trigger pattern

Selects whether the trigger will start capture on data matching the trigger pattern or not matching the trigger pattern.

:SENSe:DATA:TELEcom:SDH:OCAPture:TRIGger:POLarity?

Returns: <discrete>

:SENSe:DATA:TELEcom:SDH:OCAPture:TRIGger:PATtern <string>

<string> = See Below

Sets the overhead capture trigger pattern as a string of hexadecimal digits. The number of hexadecimal characters is dependent on the overhead channel selected by :SENSe:DATA:TELEcom:SDH:OCAPture:OHBYte <discrete>. Two hexadecimal characters are required per byte, for example:

TCMACT - 1 byte "00" to "FF"

FAS - 6 bytes "000000000000" to "FFFFFFFFFFFF"

:SENSe:DATA:TELEcom:SDH:OCAPture:TRIGger:PATtern?

Returns: <string>

:SENSe:DATA:TELEcom:SDH:OCAPture:TRIGger:MASK <string>

<string> = See Below

Sets the mask for the overhead capture trigger as a string of hexadecimal characters. Allows certain bits of the trigger pattern to be masked. The number of hexadecimal characters is dependent on the overhead channel selected by :SENSe:DATA:TELEcom:SDH:OCAPture:OHBYte <discrete>.

:SENSe:DATA:TELEcom:SDH:OCAPture:TRIGger:MASK?

Returns: <string>

:SENSe:DATA:TELEcom:SDH:OCAPture <discrete>

<discrete> =	STOP	Stop current capture
	START	Start new capture

Stops or starts overhead sequence capture.

:SENSe:DATA:TELEcom:SDH:OCAPture?

Returns: <discrete>

SENSE Subsystem - Signal Wizard SDH Frame Layer

The following commands will only be relevant when a valid SDH frame or a valid SDH payload in an OTN frame has been detected on the selected input port.

:SENSE:DATA:TELEcom:SIGWizard:SDH:RATE?

Returns: <string> Eg. "STM-64"

Returns the line rate of the detected signal

:SENSE:DATA? "SIGWizard:SDH:AIS"

Returns: <discrete>= OK | ERR | HIST | TRAN | UNK

Returns the state of the AIS alarm.

:SENSE:DATA? "SIGWizard:SDH:B1"

Returns: <discrete>= OK | ERR | HIST | TRAN | UNK

Returns the state of the B1 error indicator.

:SENSE:DATA? "SIGWizard:SDH:B2"

Returns: <discrete>= OK | ERR | HIST | TRAN | UNK

Returns the state of the B2 error indicator.

:SENSE:DATA? "SIGWizard:SDH:RDI"

Returns: <discrete>= OK | ERR | HIST | TRAN | UNK

Returns the state of the RDI alarm.

:SENSE:DATA? "SIGWizard:SDH:REI"

Returns: <discrete>= OK | ERR | HIST | TRAN | UNK

Returns the state of the REI alarm.

AU - AU Layer

The following commands will only return valid values in a valid SDH signal carrying supported mappings has been detected on the selected port.

In the AU level AU channels are referred to in two ways:

1. The standard AUG-64, AUG-4 etc...
2. A logical offset from the start of the frame (in AU-3s equivalents). This is counted in slices so we have all the AU3#1s as 0-64 (for STM64), followed by the AU3#2s as 65+.

The two approaches to channel selection are fully interchangeable.

:SENSe:DATA:TELEcom:SIGWizard:AU:AUG64 <numeric>

<numeric> = 1-1

Sets the AUG-64 that all following commands will focus on.

:SENSe:DATA:TELEcom:SIGWizard:AU:AUG64?

Returns: <numeric>

:SENSe:DATA:TELEcom:SIGWizard:AU:AUG16 <numeric>

<numeric> = 1-4

Sets the AUG-16 that all following commands will focus on.

:SENSe:DATA:TELEcom:SIGWizard:AU:AUG16?

Returns: <numeric>

:SENSe:DATA:TELEcom:SIGWizard:AU:AUG4 <numeric>

<numeric> = 1-4

Sets the AUG-4 that all following commands will focus on.

:SENSe:DATA:TELEcom:SIGWizard:AU:AUG4?

Returns: <numeric>

:SENSe:DATA:TELEcom:SIGWizard:AU:AUG1 <numeric>

<numeric> = 1-4

Sets the AUG-1 that all following commands will focus on.

:SENSe:DATA:TELEcom:SIGWizard:AU:AUG1?

Returns: <numeric>

:SENSe:DATA:TELEcom:SIGWizard:AU:AUG3 <numeric>

<numeric> = 1-4

Sets the AUG-3 that all following commands will focus on.

:SENSe:DATA:TELEcom:SIGWizard:AU:AUG3?

Returns: <numeric>

:SENSe:DATA:TELEcom:SIGWizard:AU:CHANnel <numeric>

<numeric> = 1-192

Sets the start of the channel the following commands will focus on. All following commands act on the currently selected channel.

:SENSe:DATA:TELEcom:SIGWizard:AU:STARt?

Returns: <Numeric>

Returns the start of the currently selected channel.

:SENSE:DATA:TELEcom:SIGWizard:AU:SIZE?

Returns: <Numeric>

Returns the size (in AU-3 equivalents) of the currently selected channel.

AU - AU Layer [SENSE:DATA?]

:SENSE:DATA? "SIGWizard:AU:STATe"

Returns: <discrete>= OK | ERR | HIST | AIS | ILLegal | UNEQ
| TRANS

:SENSE:DATA? "SIGWizard:AU:AIS"

Returns: <discrete>= OK | ERR | HIST | TRAN | UNK

Returns the state of the AIS alarm.

:SENSE:DATA? "SIGWizard:AU:LOP"

Returns: <discrete>= OK | ERR | HIST | TRAN | UNK

Returns the state of the LOP alarm.

:SENSE:DATA? "SIGWizard:AU:B3"

Returns: <discrete>= OK | ERR | HIST | TRAN | UNK

Returns the state of the B3 error indicator.

:SENSE:DATA? "SIGWizard:AU:REI"

Returns: <discrete>= OK | ERR | HIST | TRAN | UNK

Returns the state of the REI alarm.

:SENSE:DATA? "SIGWizard:AU:RDI"

Returns: <discrete>= OK | ERR | HIST | TRAN | UNK

Returns the state of the RDI alarm.

SENSE subsystem - Result Returning Commands

SDH Error Results

:SENSE:DATA? <string>

<string> = "<Return Type>:SDH:LSECond:<error>" for last second results

<string> = "<Return Type>:SDH:<error>" for total results

<Return Type> is one of the following

ECOUNT	For returning Error Counts
ERATIO	For returning Error Ratios

<error> is one of the following

FRAME	Frame errors
RSBIP	RS B1 BIP errors
MSBIP	MS B2 BIP errors
MSREI	MS REI errors.
PBIP	AU B3 BIP errors
HPREI	HP-REI errors
TRIB:PBIP	TU Path BIP errors
TRIB:REI	LP REI errors
TCM:PIEC	TCM PIEC errors
TCM:REI	TCM REI errors
TCM:OEI	TCM OEI errors
TCM:ERR	TCM Error errors.
TCM:TU:PIEC	TCM LP PIEC errors
TCM:TU:REI	TCM LP REI errors
TCM:TU:OEI	TCM LP OEI errors
TCM:TU:ERR	TCM LP Error errors
TCM:TU:BIPN2	TCM LP N2 BIP errors

Returns: <numeric>

SDH Analysis Results

:SENSE:DATA? <string>

<string> = "<Result type>:SDH:<Path Type>:<Type>"

		<Type> =		
<Result type> =		G828	G826	M2101 M21011
ESECONDS	Error Seconds	X	X	X
SESeconds	Severely Errored Seconds	X	X	X
SEPeriod	Severely Errored Period	X		
EBCOUNT	Errored block count	X	X	
BBECOUNT	Background block error count	X	X	X
ESRatio	Error Second Ratio	X	X	
SESRatio	Severely Errored Second Ratio	X	X	
SEPI	Severely Errored Period Intensity	X		
BBERatio	Background Block Error ratio	X	X	
UASeconds	Unavailable	X	X	X

	seconds			
PUASconds	Path Unavailable seconds	X	X	X

<Path type> =

- | | |
|------------|-----------------------------|
| RSBip | RSOH B1 block errors |
| MSBip | MSOH B2 block errors |
| MSRei | MSOH REI block errors |
| PBIP | HO Path B3 block errors |
| REI | HO Path REI block errors |
| TU:BIP | Low path BIP |
| TU:REI | LP-REI |
| TCM:PIEC | HO TC Path IEC block errors |
| TCM:REI | HO TC Path REI block errors |
| TCM:TU:IEC | LO TC path IEC block errors |
| TCM:TU:REI | LO TC path REI block errors |
| BIT | Bit errors (Out Of Service) |

Returns: <numeric>

SDH Pointer Activity Results

:SENSE:DATA? <string>

<string> = "PACTivity:SDH:<type>" where <type> is one of the following

- | | |
|----------------|----------------------------|
| PVALue | AU Pointer value |
| NDFSeconds | AU Pointer NDF seconds |
| MNDFseconds | AU Pointer MNDF seconds |
| PCount | AU Pointer +ve Adj Count |
| PSECONDS | AU Pointer +ve Adj Seconds |
| NCount | AU Pointer -ve Adj Count |
| NSECONDS | AU Pointer -ve Adj Seconds |
| IOFFset | Implied VC4 Offset |
| TU:PVALue | TU Pointer value |
| TU:NDFSeconds | TU Pointer NDF seconds |
| TU:MNDFseconds | TU Pointer MNDF seconds |
| TU:PCount | TU Pointer +ve Adj Count |
| TU:PSECONDS | TU Pointer +ve Adj Seconds |
| TU:NCount | TU Pointer -ve Adj Count |
| TU:NSECONDS | TU Pointer -ve Adj Seconds |
| TU:IOFFset | Implied TU VC Offset |

Returns: <numeric>

SDH Alarm Seconds Results

:SENSE:DATA? <string>

<string> = "ASEConds:SDH:<alarm>"

<alarm> is one of the following

LOF	Loss Of Frame
OOF	Out Of Frame
AULop	Loss Of Pointer
RSTim	Regenerator Section Trace Identifier Mismatch (RS-TIM)
MSAis	Multiplexer Section AIS
PAIS	Path AIS
MSRDi	Multiplexer Section RDI
HPRDi	HP-RDI
HPTim	High-Order Path Trace Identifier Mismatch (HP-TIM)
PUNeq	Path Unequipped
AISC	Concat AIS alarm
LOPC	Concat LOP alarm
K1K2	K1K2 byte change
H4MF	H4 loss of multi-frame
TU:PUNeq	Tributary Path Unequipped
TU:RFI	
TU:LOP	TU Loss of Pointer
TU:PAIS	TU Path AIS
TU:RDI	LP-RDI
TU:P1P0	P1P0
OPSL	Overhead Pattern Sync Loss

Enhanced RDI :

ERDI:PAYLoad	High order path Enhanced RDI Payload
ERDI:SERVer	High order path Enhanced RDI Server
ERDI:CONNecTion	High order path Enhanced RDI Connection
ERDI:TU: PAYLoad	Low order path Enhanced RDI Payload
ERDI:TU: SERVer	Low order path Enhanced RDI Server

5 SDH Command Reference

ERDI:TU:CONNECTION	Low order path Enhanced RDI Connection
Tandem Connection Monitoring :	
TCM:OOM	High path Loss of multiframe
TCM:IAIS	High path Incoming AIS
TCM:RDI	High path Remote Defect Indication
TCM:ODI	High path Outgoing Defect Indication
TCM:UNEQ	High path Unequal Indication
TCM:VCAis	High path VC alarm indication signal
TCM:TU:OOM	Low path Loss of multiframe
TCM:TU:IAIS	Low path Incoming AIS
TCM:TU:RDI	Low path Remote Defect Indication
TCM:TU:ODI	Low path Outgoing Defect Indication
TCM:TU:UNEQ	Low path Unequal Indication
TCM:TU:VCAis	Low path VC alarm indication signal

Returns: <numeric>

FETCh subsystem

The FETCh subsystem is used to retrieve data directly accumulated by the instrument.

SDH Data Capture Results

:FETCh:ARRAy:DATA:TELEcom:SDH:DCAPture:DATA? <numeric>, <numeric>, <numeric>

<numeric> = Frame Index.

<numeric> = STM-1 Number (Min = 1, Max = 64)

<numeric> = STM-0 Number (Min = 1, Max = 3)

Returns: <numeric>, <numeric>...<numeric>

Returns comma separated byte values for the specified columns of the selected frame. A STM-0 value of 1 will return the byte values for columns 1, 4 and 7 of the selected STM-1; a value of 2 will return the byte values for columns 2, 5 and 8 of the selected STM-1; while a value of 3 will return columns 3, 6 and 9 of the selected STM-1.

For example, if the STM-0 value is 2 for a specified STM-1, the bytes are returned as follows:

```
<col(2), row(1)>, <col(2), row(2)>, <col(2), row(3)>, ... <col(2), row(9)>,
<col(5), row(1)>, <col(5), row(2)>, <col(5), row(3)>, ... <col(5), row(9)>,
<col(8), row(1)>, <col(8), row(2)>, <col(8), row(3)>, ... <col(8), row(9)>
```

:FETCh:ARRAy:DATA:TELEcom:SDH:DCAPture:PDATA? <numeric>

<numeric> = Frame Index.

Returns: <numeric>, <numeric>...<numeric>

Returns the byte values of the Path Overhead from the specified frame.

:FETCh:SCALAr:DATA:TELEcom:SDH:DCAPture:DATA? <numeric>, <numeric>, <numeric>, <discrete>

The second parameter identifies the specific byte in the selected set of columns. There are two ways of specifying this byte. The first is to use standard names where these are valid. The set of valid names is shown in the table above. The second method is to use an "Xrc" notation, where r is the numerical value of the bytes row in the transport overhead and c is the numerical value of the bytes column in the transport overhead.

This method allows access to ANY byte in the selected STM-1 / Column set.

:FETCh:SCALAr:DATA:TELEcom:SDH:POVerhead:H4Sequence?

Returns: <discrete> = LONG | SHORt | C0C1 | UNKNOwn

Obtains the length of the H4 byte sequence.

:FETCh:SCALAr:DATA:TELEcom:SDH:POVerhead:DATA? <discrete>

<discrete> = C2 | G1 | F2 | H4 | F3 | K3 | N1 | B3 | J1

Returns: <numeric>

Returns the value of a single named byte of the selected foreground high order path overhead byte.

:FETCh:SCALAr:DATA:TELEcom:SDH:TU:POVerhead:DATA? <discrete>

<discrete> = C2 | G1 | F2 | H4 | F3 | K3 | N1 | B3 | J1 | V5 | J2 |
N2 | K4

Returns: <numeric>

Returns the value of a single named byte of the selected foreground low order path overhead byte.

SDH Labelled Overhead Bytes

:FETCh:SCALAr:DATA:TELEcom:SDH:OVERhead:K1?

Returns: <numeric>

Returns the value of the K1 APS signalling overhead byte.

:FETCh:SCALAr:DATA:TELEcom:SDH:OVERhead:K2?

Returns: <numeric>

Returns the value of the K2 APS signalling overhead byte.

:FETCh:SCALAr:DATA:TELEcom:SDH:OVERhead:S1?

Returns: <numeric>

Returns the value of the S1 Synchronisation Status overhead byte.

SDH Overhead Trace Messages

:FETCh:ARRAy:DATA:TELEcom:SDH:TCM:APID?

Returns: <numeric>, <numeric>,.....<numeric>

Returns the value of the high order TC-APId as a comma seperated list of integers. Each integer is in the range 0 to 255. There is no block header.

:FETCh:ARRAy:DATA:TELEcom:SDH:J0?

Returns: <numeric>, <numeric>,.....<numeric>

Returns the value of the STM-N regenerator overhead J0 byte as a comma seperated list of integer numeric values. Each number is in the range 0 to 255. There is no block header.

:FETCh:ARRAy:DATA:TELEcom:SDH:J1?

Returns: <numeric>, <numeric>,.....<numeric>

Returns the value of the high order J1 path trace byte as a comma seperated list of integer numeric values. Each number is in the range 0 to 255. There is no block header.

:FETCh:ARRAy:DATA:TELEcom:SDH:TU:J1?

Returns: <numeric>, <numeric>,.....<numeric>

Returns the value of the low order J1 path trace byte as a comma seperated list of integer numeric values. Each number is in the range 0 to 255. There is no block header.

:FETCh:ARRAy:DATA:TELEcom:SDH:TU:J2?

Returns: <numeric>, <numeric>,.....<numeric>

Returns the value of the low order J2 path trace byte as a comma seperated list of integer numeric values. Each number is in the range 0 to 255. There is no block header.

:FETCh:STRing:DATA:TELEcom:SDH:J0?

Returns: <string>

Returns the value of the high order J0 path trace byte as a, 64 ASCII character string if CRC7 is not detected, 15 ASCII character string if CRC7 is detected. If the string contains any non printing characters then ~ is substituted.

:FETCh:STRing:DATA:TELEcom:SDH:J1?

Returns: <string>

Returns the value of the high order J1 path trace byte as a, 64 ASCII character string if CRC7 is not detected, 15 ASCII character string if CRC7 is detected. If the string contains any non printing characters then ~ is substituted.

:FETCh:STRing:DATA:TELEcom:SDH:TU:J1?

Returns: <string>

Returns the value of the low order J1 path trace byte as 15 ASCII character string. If the string contains any non printing characters then ~ is substituted.

:FETCh:STRing:DATA:TELEcom:SDH:TU:J2?

Returns: <string>

Returns the value of the low order J2 path trace byte as a 15 ASCII character string. If the string contains any non printing characters then ~ is substituted.

:FETCh:STRing:DATA:TELEcom:SDH:TCM:APID?

Returns: <string>

Returns the value of the high order TCM APID trace byte as a, 64 ASCII character string if CRC7 is not detected, 15 ASCII character string if CRC7 is detected. If the string contains any non printing characters then ~ is substituted.

:FETCh:STRing:DATA:TELEcom:SDH:TU:TCM:N1:APID?

Returns: <string>

Returns the value of the low order N1 TCM APID trace byte as a, 64 ASCII character string if CRC7 is not detected, 15 ASCII character string if CRC7 is detected. If the string contains any non printing characters then ~ is substituted.

:FETCh:STRing:DATA:TELEcom:SDH:TU:TCM:N2:APID?

Returns: <string>

Returns the value of the low order N2 TCM APID trace byte as a, 64 ASCII character string if CRC7 is not detected, 15 ASCII character string if CRC7 is detected. If the string contains any non printing characters then ~ is substituted.

SDH Overhead Sequence Capture Results**:FETCh:SCALAr:DATA:TELEcom:SDH:OCAPture:MINElement?**

Returns: <numeric>

Returns the minimum element index of the captured sequence.

:FETCh:SCALAr:DATA:TELEcom:SDH:OCAPture:MAXelement?

Returns: <numeric>

Returns the maximum element index of the captured sequence.

:FETCh:SCALAr:DATA:TELEcom:SDH:OCAPture:FCOunt? <numeric>

<numeric> = Element Index

Returns: <numeric>

Returns the capture repeat count of the specified element in numeric form. Individual elements may be captured up to 65535 times before a new element is entered into the captured sequence.

The sequence element index (numeric parameter) can be in the range -255 to +255 depending on the trigger selection.

The element which triggered sequence capture (the element that met the trigger criteria) is specified by index 0. Since 256 elements may be captured, pre-trigger can capture elements indexed -255 to 0 whilst post-trigger capture can capture elements indexed 0 to +255.

:FETCh:STRing:DATA:TELEcom:SDH:OCAPture:DATA? <numeric>

<numeric> = Element Index.

Returns: <string>

Returns the capture data of the specified element in string form. The data is represented by hexadecimal characters. The number of characters depends on the selected capture channel.

:FETCh:ARRAy:DATA:TELEcom:SDH:OCAPture? <numeric>

<numeric> = Number of elements to return.

Returns: <array>

Returns an array with the number of entries determined by <numeric> and separated by CR/LF.

Each entry consists of an alphanumeric string and a numeric separated by commas. The alphanumeric string provides the hexadecimal value of the captured data. The length of the string depends upon the overhead channel selected for capture, two hexadecimal characters/overhead byte. The numeric indicates indicates the number of frames for which the captured data existed.

If this command is issued when a capture is being performed, some entries will contain no data. In this case 9.91E+37 is returned.

FETCH Subsystem - Signal Wizard SDH Frame Layer

The following commands will only be relevant when a valid SDH frame or a valid SDH payload in an OTN frame has been detected on the selected input port.

:FETCH:SCALAR:DATA:TELEcom:SIGWizard:SDH:S1

Returns: <numeric>

Returns the value of the S1 byte.

:FETCH:STRING:DATA:TELEcom:SIGWizard:SDH:TRACE?

Returns: <string>

Returns the contents of the J0 Trace Message.

AU - AU Layer

The following commands will only return valid values in a valid SDH signal carrying supported mappings has been detected on the selected port.

In the AU level AU channels are referred to in two ways:

1. The standard AUG-64, AUG-4 etc...
2. A logical offset from the start of the frame (in AU-3s equivalents). This is counted in slices so we have all the AU3#1s as 0-64 (for STM64), followed by the AU3#2s as 65+.

The two approaches to channel selection are fully interchangeable.

:FETCH:ARRAY:DATA:TELEcom:SIGWizard:AU:OVERview?

Returns: <block data> 4 numeric values for each channel:
Channel Start

Size (AU3s)

State (0 = Ok, 1 = Error, 2 = Historical Error, 3 = AIS, 4 = Illegal, 5 = Unequipped, 6 = Transient)

1 = Has TU substructure

:FETCh:ARRAy:DATA:TELEcom:SIGWizArD:Au:FAULts?

Returns: <block data>

An array of the Channel Start values of all channels that are not in OK state.

:FETCh:SCALAr:DATA:TELEcom:SIGWizArD:Au:C2?

Returns: <numeric>

Returns the value of the C2 byte.

:FETCh:STRing:DATA:TELEcom:SIGWizArD:Au:TRACe:LIST?

Returns: <string>

Returns the J1 Trace Message.

:FETCh:STRing:DATA:TELEcom:SIGWizArD:Au:TRACe:SEARCh? <string>

<string> = Search String

Returns: <block data> Numerics

Returns an array of all the channel start positions for all J1 Trace messages containing the search string.

SYSTEM Subsystem - SDH Trigger Output Commands

:SYSTEM:TRIGGER:RECEIVE:ERROR:SDH:SECTION <discrete>

<discrete> =	FRAME	A1A2 Error
	RSBip	RS BIP (B1) Error
	MSBip	MS BIP (B2) Error
	MSRei	MS REI Error

Selects SDH Section Overhead error for trigger output when :SYSTEM:TRIGGER:RECEIVE:ERROR:STANDARD <discrete> is set to SOH.

:SYSTEM:TRIGGER:RECEIVE:ERROR:SDH:SECTION?

Returns: <discrete>

:SYSTEM:TRIGGER:RECEIVE:ERROR:SDH:PATH <discrete>

<discrete> =	PBIP	Path BIP (B3) Error
	HPRei	HP REI Error

Selects SDH Path Overhead error for trigger output when :SYSTEM:TRIGGER:RECEIVE:ERROR:STANDARD <discrete> is set to POH.

:SYSTEM:TRIGGER:RECEIVE:ERROR:SDH:PATH?

Returns: <discrete>

:SYSTEM:TRIGGER:RECEIVE:ERROR:SDH:TCM <discrete>

<discrete> =	TCIec	TCM IEC Error
	TCRei	TCM REI Error
	OEI	OEI Error

Selects SDH Tandem Connection Monitoring error for trigger output when :SYSTEM:TRIGGER:RECEIVE:ERROR:STANDARD <discrete> is set to TCM.

:SYSTem:TRIGger:RECEive:ERRor:SDH:TCM?

Returns: <discrete>

:SYSTem:TRIGger:RECEive:ALARm:SDH:SECTion <discrete>

<discrete> =	LOF	Loss of Frame
	OOF	Out of Frame
	MSAis	MS AIS
	MSRDi	MS RDI
	PTAD	Pointer Activity
	K1K2	K1K2 Change

Selects SDH Section Overhead alarm for trigger output when
:SYSTem:TRIGger:RECEive:ALARm:STANdard <discrete> is set to SOH.

:SYSTem:TRIGger:RECEive:ALARm:SDH:SECTion?

Returns: <discrete>

:SYSTem:TRIGger:RECEive:ALARm:SDH:PATH <discrete>

<discrete> =	PAIS	AU-AIS
	AISC	AU-AIS-C
	HPRDi	HP-RDI
	AULop	AU-LOP
	LOPC	AU-LOP-C
	PUNequipped	HP-UNEQ

Selects SDH Path Overhead alarm for trigger output when
:SYSTem:TRIGger:RECEive:ALARm:STANdard <discrete> is set to POH.

:SYSTem:TRIGger:RECEive:ALARm:SDH:PATH?

Returns: <discrete>


:SYSTem:TRIGger:RECeive:ALARm:SDH:TCM <discrete>

<discrete> =	VCAis	VC-AIS
	TCRDi	TC-RDI
	ODI	TC-ODI
	TCOom	TC-OOM
	IAIS	TC-IAIS

Selects SDH Tandem Connection Monitoring alarm for trigger output when :SYSTem:TRIGger:RECeive:ALARm:STANdard <discrete> is set to TCM.

:SYSTem:TRIGger:RECeive:ALARm:SDH:TCM?

Returns: <discrete>



6

SONET Command Reference

OUTPut subsystem	293
SOURce subsystem - Transmitter Settings	294
SOURce subsystem - Transmitter Overhead Set up	301
SOURce subsystem - Clock Offset Test Function	314
SOURce subsystem - Transmitter Error Test Functions	315
SOURce subsystem - Transmitter Alarm Test Functions	319
SOURce subsystem - Pointer Adjust Test Functions	322
SOURce subsystem - APS Messages	326
SOURce subsystem - DCC Insertion	333
SENSe subsystem - Receiver Settings	334
SENSe subsystem - Receiver Overhead Monitor	338
SENSe subsystem - Data Capture Commands	342
SENSe subsystem - Receiver SONET Overhead Monitor Commands	344
SENSe Subsystem - Signal Wizard SONET Frame Layer	347
SENSe subsystem - Result Returning Commands	352
FETCh subsystem	356
FETCh Subsystem - Signal Wizard SONET Frame Layer	364
SYSTEM Subsystem - SONET Trigger Output Commands	366

This chapter contains detailed information on commands that are used to control the instrument for Sonet operation.



OUTPut subsystem

:OUTPut:TELEcom:SONet:PAYLoad:LOCation <discrete>

<discrete> = INTERNAL
EXTernal

This command selects the SONet transmitter drop payload location.

:OUTPut:TELEcom:SONet:PAYLoad:LOCation?

Returns: <discrete>

:OUTPut:TELEcom:SONet:DROP:CODE <discrete>

<discrete> =	NRZ	optical only
	CMI	140Mb/s only
	B3ZS	DS3
	HDB3	34Mb/s,8Mb/s,2Mb/s
	B8ZS	DS1
	AMI	DS1

Selects the drop interface line code for the SONet payload.

:OUTPut:TELEcom:SONet:DROP:CODE?

Returns: <discrete>

SOURce subsystem - Transmitter Settings

:SOURce:DATA:TELEcom:SONet:RATE <discrete>

<discrete> =	OC192	10Gb/s
	OC48	2.5Gb/s
	OC12	622Mb/s
	OC3	155Mb/s optical
	STS3	155Mb/s electrical
	OC1	52Mb/s optical
	STS1	52Mb/s electrical

Controls the characteristics of the instrument's output ports.

Sets the output rate for the instrument output port.

:SOURce:DATA:TELEcom:SONet:RATE?

Returns: <discrete>

:SOURce:DATA:TELEcom:SONet:THRumode:COVerwrite <boolean>

<boolean> = 0 or OFF
1 or On

Controls the overhead overwrite thru mode feature.

Enables or disables overhead overwrite. Thru mode must be enabled for this to be set.

:SOURce:DATA:TELEcom:SONet:THRumode:COVerwrite?

Returns: <boolean>

Mapping Settings

:SOURCE:DATA:TELEcom:SONet:SPE:STRucture <discrete>

<discrete> = MIXed
PRESet

Sets the type of mapping structure to be generated. In preset mode the mappings will be the same size of the foreground except for STS_6C, STS_9C and STS_24C.

:SOURCE:DATA:TELEcom:SONet:SPE:STRucture?

Returns: <discrete>

Mixed Mappings Settings

The following commands are only available in Mixed Mapping mode.

:SOURCE:DATA:TELEcom:SONet:STS:MIXed:RESet <discrete>

<discrete> = STS1
STS3

Resets the Mixed mappings to it's default state with all channels STS-1 or STS-3c, and the first channel as the foreground channel.

:SOURCE:DATA:TELEcom:SONet:STS:MIXed:FOReground <numeric>

<numeric> = 1 to 192 Foreground channel number

Selects the foreground channel. The number is the number of STS-1 from the first channel.

The foreground channel number can be calculated using the following formula:
 $(STS-3\# - 1) * 3 + STS-1\#$

Only the channel numbers of mappings that have actually been defined may be selected.

:SOURce:DATA:TELEcom:SONet:STS:MIXed:FOReground?

Returns: <numeric>

:SOURce:DATA:TELEcom:SONet:STS:MIXed:TYPE <numeric>, <discrete>

<numeric> = 1 to 192 Channel number

<discrete> = STS1 Channel Size

STS3

STS6

STS9

STS12

STS24

STS48

STS192

Selects the size of the given channel.

The Channel number is as for :MIXed:FOReground.

Only valid if the given channel already exists, and the given size is a valid size for the given start position.

:SOURce:DATA:TELEcom:SONet:STS:MIXed:TYPE? <numeric>

<numeric> = 1 to 192 Channel number

Returns: <discrete>

SPE Layer Selection

:SOURce:DATA:TELEcom:SONet:SPE:TYPE <discrete>

<discrete> = STS1

STS3C

STS6C
STS9C
STS12C
STS24C
STS48C
STS192C

Selects the SPE mapping into an STS-N frame.

:SOURCE:DATA:TELEcom:SONet:SPE:TYPE?

Returns: <discrete>

:SOURCE:DATA:TELEcom:SONet:STS3 <numeric>

<numeric> = 1 to 64 STS3 number under test.

Selects the transmitted STS-3 that is selected for test.

Only valid if :SOURCE:DATA:TELEcom:SONet:RATE <discrete> is set to a rate higher than STS-3.

:SOURCE:DATA:TELEcom:SONet:STS3?

Returns: <numeric>

:SOURCE:DATA:TELEcom:SONet:STS1 <numeric>

<numeric> = 1 to 3 STS1 Number

Selects the SONET Transmitter active STS-1 within the STS-3.

:SOURCE:DATA:TELEcom:SONet:STS1?

Returns: <numeric>

VT Layer Selection

:SOURce:DATA:TELEcom:SONet:VT:TYPE <discrete>

<discrete> = NONE
 VT2
 VT15

Selects the VT mapping.

:SOURce:DATA:TELEcom:SONet:VT:TYPE?

Returns: <discrete>

Payload Layer Selection

:SOURce:DATA:TELEcom:SONet:PAYLoad <discrete>

<discrete> =	BULK	Bulk Filled
	M140	140 Mb/s
	M34	34 Mb/s
	ASM2	Asynchronous
	FLM2	2 Mb/s floating byte
	FLDS1	DS1 floating byte
	ASDS1	Asynchronous DS1
	DS3	DS3

This command controls the transmitter SONET payload for single payload cases.

:SOURce:DATA:TELEcom:SONet:PAYLoad?

Returns: <discrete>

VT Group

:SOURce:DATA:TELEcom:SONet:VTGRoup <numeric>

6 SONET Command Reference

<numeric> = 1 to 7 VT Group

Selects the SONET Transmitter active VT Group within the foreground STS1.

:SOURCE:DATA:TELEcom:SONet:VTGRoup?

Returns: <numeric>

:SOURCE:DATA:TELEcom:SONet:VT <numeric>

<numeric> = 1 to 3 Tributary number for VT2

1 to 4 Tributary number for VT1.5

Selects the SONET Transmitter active VT within the selected VT Group.

:SOURCE:DATA:TELEcom:SONet:VT?

Returns: <numeric>

:SOURCE:DATA:TELEcom:SONet:PAYLoad:FOffset <boolean>

<boolean> = 0 or OFF

1 or On

Enables or disables the SONET Payload Clock Frequency Offset.

:SOURCE:DATA:TELEcom:SONet:PAYLoad:FOffset?

Returns: <boolean>

:SOURCE:DATA:TELEcom:SONet:PAYLoad:OFFSet <numeric>

<numeric> = -100.0 to +100.0 [Suffix Parts per Million
'PPM']

Sets the amount of payload frequency offset.

:SOURce:DATA:TELEcom:SONet:PAYLoad:OFFSet?

Returns: <numeric>

Background Settings

:SOURce:DATA:TELEcom:SONet:STS1:BACKground <discrete>

<discrete> =	UNEQuipped	Fixed at 00000000
	AS_FG	As Foreground

Selects the background payload pattern for VTs within the foreground VT Group.

:SOURce:DATA:TELEcom:SONet:STS1:BACKground?

Returns: <discrete>

:SOURce:DATA:TELEcom:SONet:STS1:BACKground:PAYLoad:PATtern <discrete>

<discrete> =	PRBS9	2 ⁹ -1
	PRBS15	2 ¹⁵ -1
	QRSS	2 ²⁰ -1, 14-zero limited
	B1100	word 1100

Selects the background payload pattern for STS1s within the foreground VT Group.

:SOURce:DATA:TELEcom:SONet:STS1:BACKground:PAYLoad:PATtern?

Returns: <discrete>

SOURce subsystem - Transmitter Overhead Set up

:SOURce:DATA:TELEcom:SONet:OVERhead:DEFault

Sets all overhead bytes to their default value.

:SOURce:DATA:TELEcom:SONet:OVERhead:DATA <numeric>, <numeric>, <discrete>, <numeric>

<numeric> = 1 to 16 STS-3 Number

<numeric> = 1 to 3 Column Number

<discrete> = A1 | A2 | E1 | F1 | D1 | D2 | D3 | K1 | K2 | H1 | D4 |
D5 | D6 | D7 | D8 | D9 | D10 | D11 | D12 | S1/Z1 |
M0/M1 | Z2 | E2 | X11 | X12 | X13 | X21 | X22 | X23 |
X31 | X32 | X33 | X41 | X42 | X43 | X51 | X52 | X53 |
X61 | X62 | X63 | X71 | X72 | X73 | X81 | X82 | X83 |
X91 | X92 | X93 |

<numeric> = 0 to 255 Byte Value

Sets the value of the selected transmitter section overhead byte. All overhead bytes in the transmitted signal can be configured. The required byte is specified by 4 command parameters.

The first parameter, STS-3 Number, identifies an STS-3 within the signal. The acceptable range for this parameter will depend on the selected transmit signal rate. For the STS-1 signal rate only 1 is valid.

The second parameter identifies a set of columns within the selected STS-3. A Value of 1 selects columns 1,4 & 7, a value of 2 selects Columns 2,5 & 8, and a value of 3 selects Columns 3,6 & 9. For the STS-1 signal rate only 1 is valid.

The third parameter identifies the specific byte in the selected set of columns. There are two ways of specifying this byte. The first is to use standard names where these are valid. The set of valid names is shown in the table above. The second method is to use an "Xrc" notation, where r is the numerical value of the bytes row in the transport overhead and c is the numerical value of the bytes column in the transport overhead. This method allows access to ANY byte in the selected STS-3 / Column set.

The fourth command parameter is the new value that will be transmitted in the specified byte. This value can be specified in hex, octal or decimal format.

:SOURCE:DATA:TELEcom:SONet:OVERhead:DATA? <numeric>, <numeric>, <discrete>

<numeric> = 1 to 16 STS-3 Number

<numeric> = 1 to 3 Column Number

<discrete> = A1 | A2 | E1 | F1 | D1 | D2 | D3 | K1 | K2 | H1 | D4 |
D5 | D6 | D7 | D8 | D9 | D10 | D11 | D12 | S1/Z1 |
M0/M1 | Z2 | E2 | X11 | X12 | X13 | X21 | X22 | X23 |
X31 | X32 | X33 | X41 | X42 | X43 | X51 | X52 | X53 |
X61 | X62 | X63 | X71 | X72 | X73 | X81 | X82 | X83 |
X91 | X92 | X93 |

Returns: <numeric>

:SOURCE:DATA:TELEcom:SONet:OVERhead:J0:PATtern <discrete>

<discrete> = ASRX As Received (Thru mode only)

FIXed Fixed Byte Sequence

B16Crc 16 Byte Sequence (with CRC)

B64 64 Byte Sequence

Sets the type of pattern that is to be transmitted in the J0 byte of the STS regenerator section overhead. The pattern repeats every 16 characters and is transmitted character by character in subsequent frames. Default is FIXed. ASRX is only applicable when thru mode is enabled.

:SOURCE:DATA:TELEcom:SONet:OVERhead:J0:PATtern?

Returns: <discrete>

:SOURCE:DATA:TELEcom:SONet:OVERhead:J0:PATtern:FIXed <numeric>

<numeric> = 0 to 255 Byte Value

Sets the fixed byte value of the J0 byte. Only relevant when :SOURCE:DATA:TELEcom:SONet:OVERhead:J0:PATtern <discrete> is set to FIXed.

:SOURCE:DATA:TELEcom:SONet:OVERhead:J0:PATtern:FIXed?

Returns: <numeric>

:SOURCE:DATA:TELEcom:SONet:OVERhead:J0:PATtern:B16Crc <string>

<string> =

Sets the 16-byte sequence of the J0 byte of the regenerator section overhead. The command parameter is a 15 character long string. The instrument automatically appends an E.164 CRC character to make up a 16 character sequence.

If the string is not 15 characters long the instrument will either append NULLS or truncate the string to make it 15 characters long. The pattern repeats every 16 characters and is transmitted character by character in subsequent frames.

Only available when :SOURCE:DATA:TELEcom:SONet:OVERhead:J0:PATtern <discrete> is set to B16Crc.

:SOURCE:DATA:TELEcom:SONet:OVERhead:J0:PATtern:B16Crc?

Returns: <string>

:SOURCE:DATA:TELEcom:SONet:OVERhead:J0:PATtern:B64 <string>

<string> =

Sets the 64-byte sequence of the J0 byte of the regenerator section overhead.

If the string is not 64 characters long the instrument will either append NULLS or truncate the string and terminate with a CR/LF to make it 64 characters long. The pattern repeats every 64 characters and is transmitted character by character in subsequent frames.

Only available when :SOURCE:DATA:TELEcom:SONet:OVERhead:J0:PATtern <discrete> is set to B64.

:SOURCE:DATA:TELEcom:SONet:OVERhead:J0:PATtern:B64?

Returns: <string>

:SOURCE:DATA:TELEcom:SONet:OVERhead:J0:PATtern:ARRAY?

Returns: <block>

Returns the J0 trace message as an array of numeric values. The number of numeric values returned depends on the pattern type set using:SOURCE:DATA:TELEcom:SONet:OVERhead:J0: PATtern <discrete>.

:SOURCE:DATA:TELEcom:SONet:OVERhead:SBYTE <discrete>

<discrete> =	ASRX	As Received (Thru mode only)
	SYNChronized	(0000) Synchronized - traceability unknown
	STR1	(0001) Stratum 1 traceable
	STR2	(0111) Stratum 2 traceable
	TRANsit	(0100) Transit
	STR3	(1010) Stratum 3 traceable
	STRE3	(1101) Stratum 3E
	SONet	(1100) SONET minimum clock traceable
	NETWork	(1110) Network synchronization
	DONTusesync	(1111)

Selects the SONET SYNC message type (S1 Byte Bits 5 to 8). ASRX is only applicable when thru mode is enabled.

:SOURCE:DATA:TELEcom:SONet:OVERhead:SBYTE?

Returns: <discrete>

:SOURCE:DATA:TELEcom:SONet:POVerhead:DATA <discrete>, <numeric>

<discrete> = C2 | G1 | F2 | H4 | Z3 | Z4 | N1

<numeric> = 0 to 255 Byte Value

Sets the value of the specified STS-3, STS-12c, STS-48c and STS-192c foreground high order path overhead byte.

The N1 byte can only be set when the command :SOURCE:DATA:TELEcom:SDH:TCM:HPATH <boolean> is set to FALSE.

:SOURCE:DATA:TELEcom:SONet:POVerhead:DATA? <discrete>

<discrete> = C2 | G1 | F2 | H4 | Z3 | Z4 | N1

Returns: <numeric>

:SOURCE:DATA:TELEcom:SONet:POVerhead:J1:PATtern <discrete>

<discrete> = ASRX	As Received (Thru mode only)
B16Crc	16 Byte Sequence (with CRC)
B64	64 Byte Sequence

Sets the type of sequence to be transmitted within the J1 byte of the foreground high order path overhead.

ASRX is only when thru mode is enabled.

:SOURCE:DATA:TELEcom:SONet:POVerhead:J1:PATtern?

Returns: <discrete>

:SOURCE:DATA:TELEcom:SONet:POVerhead:J1:PATtern:B16Crc <string>

<string> =

Sets the 16-byte sequence of the J1 byte of the foreground high order path overhead. The command parameter is a 15 characters long string. The instrument automatically appends an E.164 CRC character to make up a 16 character sequence.

If the string is not 15 characters long the instrument will either append NULLS or truncate the string to make it 15 characters long. The pattern repeats every 16 characters and is transmitted character by character in subsequent frames.

Only valid when :SOURCE:DATA:TELEcom:SONet:POVerhead:J1:PATtern <discrete> is set to B16Crc.

:SOURCE:DATA:TELEcom:SONet:POVerhead:J1:PATtern:B16Crc?

Returns: <string>

:SOURCE:DATA:TELEcom:SONet:POVerhead:J1:PATtern:B64 <string>

<string> =

Sets the 64-byte sequence of the J1 byte of the foreground high order path overhead.

If the string is not 64 characters long the instrument will either append NULLS or truncate the string and terminate with a CR/LF to make it 64 characters long. The pattern repeats every 64 characters and is transmitted character by character in subsequent frames.

Only available when :SOURCE:DATA:TELEcom:SONet:POVerhead:J1:PATtern <discrete> is set to B64.

:SOURCE:DATA:TELEcom:SONet:POVerhead:J1:PATtern:B64?

Returns: <string>

:SOURCE:DATA:TELEcom:SONet:POVerhead:J1:PATtern:ARRay?

Returns: <block>

Returns the high order J1 trace message as an array of numeric values. The number of numeric values returned depends on the pattern type set using :SOURCE:DATA:TELEcom:SONet:POVerhead:J1:PATtern <discrete>.

:SOURCE:DATA:TELEcom:SONet:POVerhead:SLABel <discrete>

<discrete> =	ASRX	As Received (Thru mode only)
	UNEQuipped	Unequipped (00000000)
	EQUipped	Equipped (00000001)
	VTStructure	VT Structure STS-1 SPE (00000010)
	LOCKed	Locked VT (00000011)
	DS3asyn	Asynchronous DS3 (00000100)
	DS4Naasyn	Asynchronous DS4NA (00010010)
	ATM	ATM (00010011)
	DQDB	DQDB (00010100)
	FDDI	FDDI (00010101)
	HDLC	HDLC(00010110)
	BULK	Bulk Filled (11111110)

Sets the value of the path label (C2 Byte) of the foreground high order path overhead.

ASRX is only applicable when thru mode is enabled.

:SOURCE:DATA:TELEcom:SONet:POVerhead:SLABel?

Returns: <discrete>

:SOURCE:DATA:TELEcom:SONet:VT:POVerhead:DATA <discrete>, <numeric>

<discrete> = C2 | G1 | F2 | H4 | Z3 | Z4

<numeric> = 0 to 255 Byte Value

Sets the value of the specified STS-3, STS-12c, STS-48c and STS-192c foreground low order path overhead byte.

:SOURCE:DATA:TELEcom:SONet:VT:POVerhead:DATA? <discrete>

<discrete> = C2 | G1 | F2 | H4 | Z3 | Z4

Returns: <numeric>

:SOURCE:DATA:TELEcom:SONet:VT:POVerhead:J2:PATtern <discrete>

<discrete> = ASRX As Received (Thru mode only)

B16Crc 16 Byte Sequence (with CRC)

Sets the type of sequence to be transmitted within the J2 byte of the foreground low order path overhead.

ASRX is only applicable when thru mode is enabled.

:SOURCE:DATA:TELEcom:SONet:VT:POVerhead:J2:PATtern?

Returns: <discrete>

:SOURCE:DATA:TELEcom:SONet:VT:POVerhead:J2:PATtern:B16Crc <string>

<string> =

Sets the 16-byte sequence of the J2 byte of the foreground low order path overhead. The command parameter is a 15 characters long string. The instrument automatically appends an E.164 CRC character to make up a 16 character sequence.

If the string is not 15 characters long the instrument will either append NULLS

or truncate the string to make it 15 characters long. The pattern repeats every 16 characters and is transmitted character by character in subsequent frames.

Only valid when :SOURCE:DATA:TELEcom:SONet:VT:POVerhead:J2:PATtern <discrete> is set to B16Crc.

:SOURCE:DATA:TELEcom:SONet:VT:POVerhead:J2:PATtern:B16Crc?

Returns: <string>

:SOURCE:DATA:TELEcom:SONet:VT:POVerhead:J2:PATtern:ARRay?

Returns: <block>

Returns the low order J1 trace message as an array of numeric values. The number of numeric values returned depends on the pattern type set using :SOURCE:DATA:TELEcom:SONet:VT:POVerhead:J2:PATtern <discrete>.

:SOURCE:DATA:TELEcom:SONet:POVerhead:H4Sequence <discrete>

<discrete> =	LONG	Long Sequence
	SHORT	Short Sequence
	COC1	COC1 Sequence

Sets the H4 Path overhead byte sequence length.

:SOURCE:DATA:TELEcom:SONet:POVerhead:H4Sequence?

Returns: <discrete>

:SOURCE:DATA:TELEcom:SONet:VT:POVerhead:DATA <discrete>, <numeric>

<discrete> = C2 | G1 | F2 | H4 | Z3 | Z4

<numeric> = 0 to 255 Byte Value

Sets the value of the specified STS-3, STS-12c, STS-48c and STS-192c foreground low order path overhead byte.

SOURce subsystem - Clock Offset Test Function

:SOURce:CLOCK:SONet:FOFFset <boolean>

<boolean> = 0 or OFF
1 or ON

Enables or disables the Clock Frequency Offset. The amount of Offset is set using :SOURce:CLOCK:SONet:FOFFset:OFFSet <numeric> <numeric>.

:SOURce:CLOCK:SONet:FOFFset?

Returns: <boolean>

:SOURce:CLOCK:SONet:FOFFset:ACTive?

Returns: <boolean>

:SOURce:CLOCK:SONet:FOFFset:OFFSet <numeric>

<numeric> = -100 to +100 parts per million

Sets the amount of Clock Frequency Offset when Frequency Offset is enabled.

:SOURce:CLOCK:SONet:FOFFset:OFFSet?

Returns: <numeric>

SOURce subsystem - Transmitter Error Test Functions

:SOURce:DATA:TELEcom:SONet:ERRor:PHYSical <discrete>

<discrete> =	EFrAmE	Entire frame or data errors
	CODE	Line/code/BPV errors

Selects Physical Error Type to generate. Further selections of error rate is required.

:SOURce:DATA:TELEcom:SONet:ERRor:PHYSical?

Returns: <discrete>

:SOURce:DATA:TELEcom:SONet:ERRor:TRANsport <discrete>

<discrete> =	FRAME	A1A2 frame errors
	CVS	CV-S (Section B1 BIP) Errors
	CVL	CV-L (Line B2 BIP) Errors
	REIL	REI-L (Line FEBE) Errors

Selects Transport Error Type to generate. Further selection of :SOURce:DATA:TELEcom:SONet:ERRor:RATE <discrete> is required.

:SOURce:DATA:TELEcom:SONet:ERRor:TRANsport?

Returns: <discrete>

:SOURce:DATA:TELEcom:SONet:ERRor:PATH <discrete>

<discrete> =	CVP	CV-P (Path B3 BIP) Errors
	REIP	REI-P (Path FEBE) Errors
	REIV	REI-V (VT Path FEBE) Errors
	CVV	CV-V (VT Path BIP) Errors

Selects Path Error Type to generate. Further selection of :SOURCE:DATA:TELEcom:SONet:ERRor:RATE <discrete> is required.

:SOURCE:DATA:TELEcom:SONet:ERRor:PATH?

Returns: <discrete>

:SOURCE:DATA:TELEcom:ERRor:SINGLE

Injects a single error.

:SOURCE:DATA:TELEcom:SONet:ERRor:RATE <discrete>

<discrete> =	NONE	Errors Off
	EALL	Error All
	APSThreshold	APS Threshold (MS Bit only)
	E_3	1E-3 Error rate
	E_4	1E-4 Error rate
	E_5	1E-5 Error rate
	E_6	1E-6 Error rate
	E_7	1E-7 Error rate
	E_8	1E-8 Error rate
	E_9	1E-9 Error rate
	USER	User defined error rate

Selects the transmitter Error Rate of the error type selected by the Test Error Group selection commands.

NOTE

If this query returns USER, then :SOURCE:DATA:TELEcom:SONet:ERRor:RATE <discrete>? must be used.

:SOURCE:DATA:TELEcom:SONet:ERRor:RATE?

Returns: <discrete>

:SOURCE:DATA:TELEcom:SONet:ERRor:RATE:USER <numeric>

<numeric> = 9.9E-9 to 1.7E-3 mantissa resolution 0.1, exponent resolution 1

Sets the user defined Error Add rate.

:SOURCE:DATA:TELEcom:SONet:ERRor:RATE <discrete> must be set to USER.

NOTE

The maximum user defined error rate is dependent on both error type and line rate.

:SOURCE:DATA:TELEcom:SONet:ERRor:RATE:USER:ACTion <boolean>

<boolean> = OFF
ON User Value set as Error Rate

Sets the user defined Error Add rate specified by

:SOURCE:DATA:TELEcom:SONet:ERRor:RATE:USER <numeric>.

:SOURCE:DATA:TELEcom:SONet:ERRor:RATE:USER:ACTion?

Returns: <boolean>

:SOURCE:DATA:TELEcom:SONet:ERRor:RATE:USER?

Returns: <numeric>

:SOURCE:DATA:TELEcom:SONet:ERRor:APSThreshold:NERRors <numeric>

<numeric> = 0 to 640 for STS-1
0 to 1920 for STS-3
0 to 7680 for STS-12
0 to 30720 for STS-48

0 to 122880 for STS-192

Sets the number of errors for the APS Threshold when
:SOURCE:DATA:TELEcom:SONet:ERRor:RATE <discrete> is set to APSThreshold.
Default = 0.

:SOURCE:DATA:TELEcom:SONet:ERRor:APSThreshold:NERrors?

Returns: <numeric>

:SOURCE:DATA:TELEcom:SONet:ERRor:APSThreshold:EINterval <discrete>

<discrete> =	MS10	10 milliseconds
	MS100	100 milliseconds
	S1	1 second
	S10	10 seconds
	S100	100 seconds
	S1000	1,000 seconds
	S10000	10,000 seconds

Sets the interval between APS Threshold errors when
:SOURCE:DATA:TELEcom:SDH:ERRor:RATE <discrete>
<discrete> is set to APSThreshold .

:SOURCE:DATA:TELEcom:SONet:ERRor:APSThreshold:EINterval?

Returns: <discrete>

<discrete> =	AISP	Path AIS
	LOPP	LOP-P Loss of pointer
	RDIP	RDI-P remote defect indication
	PUNequipped	Path Unequipped
	PAYLoad	HI Path RDI payload enhanced
	SERVer	HI Path RDI server defect enhanced
	CONNection	HI Path RDI connection enhanced
	LOM	H4 Loss of Multiframe
	AISV	Low Order Path AIS
	LOPV	VT Loss of Pointer
	VTUNequipped	Low Order Path Unequipped
	RDIV	Low order path RDI
	RFIV	Low Order Path RFI
	VTPayload	Low order path RDI payload enhanced
	VTServer	Low order path RDI server defect enhanced
	VTConnection	Low order path RDI connection enhanced

Selects Path Alarms.

:SOURce:DATA:TELEcom:SONet:ALARm:PATH?

Returns: <discrete>

:SOURce:DATA:TELEcom:ALARm <boolean>

<boolean> = 0 or OFF

6 SONET Command Reference

1 or ON

Enables and disables Alarm Generation.

:SOURce:DATA:TELecom:ALARm?

Returns: <boolean>

SOURce subsystem - Pointer Adjust Test Functions

:SOURce:DATA:TELEcom:SONet:POINter:TRANsmitted?

Returns: <numeric>

Returns the actual pointer value being transmitted.

:SOURce:DATA:TELEcom:SONet:POINter <discrete>

<discrete> =	BURSt	Pointer Burst
	NPOinter	New Pointer Value
	OFFSet	Pointer Offset

Selects the Pointer Test Function.

:SOURce:DATA:TELEcom:SONet:POINter?

Returns: <discrete>

:SOURce:DATA:TELEcom:SONet:POINter:TYPE <discrete>

<discrete> =	SPE	SPE Pointer
	VT	VT Pointer

Selects the Pointer Type.

:SOURce:DATA:TELEcom:SONet:POINter:TYPE?

Returns: <discrete>

:SOURce:DATA:TELEcom:SONet:POINter:BURSt:ACTion

Forces the pointer value to change according to the burst size and direction set using the following commands

:SOURce:DATA:TELEcom:SONet:POINter:BURSt:DIRection <discrete> and

:SOURce:DATA:TELEcom:SONet:POINter:BURSt:SIZE <numeric>.

To use this function the command `:SOURCE:DATA:TELEcom:SONet:POINter <discrete>` should be set to BURSt.

There is no corresponding query.

:SOURCE:DATA:TELEcom:SONet:POINter:BURSt:DIRection <discrete>

<code><discrete> =</code>	INCRement	Increment Pointer Value
	DECRement	Decrement Pointer Value
	ALTErnate	Burst placed in opposite direction to last burst

Selects the Pointer Burst Direction.

:SOURCE:DATA:TELEcom:SONet:POINter:BURSt:DIRection?

Returns: `<discrete>`

:SOURCE:DATA:TELEcom:SONet:POINter:BURSt:SIZE <numeric>

`<numeric> =` 1 to 10

Selects the Pointer Burst Size.

:SOURCE:DATA:TELEcom:SONet:POINter:BURSt:SIZE?

Returns: `<numeric>`

:SOURCE:DATA:TELEcom:SONet:POINter:NEW:ACTion

Forces the pointer value to adopt the New Pointer value and new flag status, set using the following commands

`:SOURCE:DATA:TELEcom:SONet:POINter:NEW:VALue <numeric>` and
`:SOURCE:DATA:TELEcom:SONet:POINter:NEW:FLAG <discrete>`.

To use this function the command `:SOURCE:DATA:TELEcom:SONet:POINter <discrete>` should be set to NEW.

:SOURce:DATA:TELEcom:SONet:POINter:NEW:VALue <numeric>

<numeric> = 0 to 782

Selects the New Pointer Value.

:SOURce:DATA:TELEcom:SONet:POINter:NEW:VALue?

Returns: <numeric>

:SOURce:DATA:TELEcom:SONet:POINter:NEW:FLAG <discrete>

<discrete> =	NNDF	No New Data Flag
	NDF	New Data Flag

Selects whether a New Pointer Data Flag is generated.

:SOURce:DATA:TELEcom:SONet:POINter:NEW:FLAG?

Returns: <discrete>

:SOURce:DATA:TELEcom:SONet:POINter:OFFSet:ACTion <boolean>

<boolean> =	0 or OFF
	1 or ON

Enables and Disables the Pointer Offset Test Function. The type of Offset and offset rate are set using the following commands:

:SOURce:DATA:TELEcom:SONet:POINter:OFFSet <discrete> and
:SOURce:DATA:TELEcom:SONet:POINter:OFFSe:RATE <numeric>

To use this function the command **:SOURce:DATA:TELEcom:SONet:POINter <discrete>** should be set to OFFSet and **:SOURce:CLOCK:SONet:FOFFset <boolean>** should be set to OFF.

:SOURce:DATA:TELEcom:SONet:POINter:OFFSet:ACTion?

6 SONET Command Reference

Returns: <boolean>

:SOURCE:DATA:TELEcom:SONet:POINter:OFFSet <discrete>

<discrete> =	SIGNAL	Signal offset
	PAYLoad	Payload Offset

Selects the Pointer Offset Type.

:SOURCE:DATA:TELEcom:SONet:POINter:OFFSet?

Returns: <discrete>

:SOURCE:DATA:TELEcom:SONet:POINter:OFFSet:RATE <numeric>

<numeric> =	-100.0 to +100.0	parts per million
-------------	------------------	-------------------

Selects the Pointer Offset Rate.

:SOURCE:DATA:TELEcom:SONet:POINter:OFFSet:RATE?

Returns: <numeric>

SOURce subsystem - APS Messages

:SOURce:DATA:TELEcom:SONet:APSMessages:TOPology <discrete>

<discrete> =	ASRX	As Received (Thru mode only)
	LINear	Linear protection
	RING	Ring protection

Selects the type of protection topology.

ASRX is only applicable when thru mode is enabled.

:SOURce:DATA:TELEcom:SONet:APSMessages:TOPology?

Returns: <discrete>

:SOURce:DATA:TELEcom:SONet:APSMessages:TOPology:TYPE <discrete>

<discrete> =	PASSive	Passive
	AUNidir	Active unidirectional
	ABIDir	Active bidirectional

Selects the behaviour of the transmitted K1K2 bytes as being passive or active (unidirectional or bidirectional).

:SOURce:DATA:TELEcom:SONet:APSMessages:TOPology:TYPE?

Returns: <discrete>

:SOURce:DATA:TELEcom:SONet:APSMessages:REQuest <discrete>

<discrete> =	NREQuest	No Request (0000)
	DNRevert	Do Not Revert (0001)
	RREQuest	Reverse Request (0010)
	THRee	Not Used (0011)

6 SONET Command Reference

EXERcise	Exercise (0100)
FIVE	Not Used (0101)
LWTRestore	Wait To Restore (0110)
SEVen	Not Used (0111)
MSWitch	Manual Switch (1000)
NINE	Not Used (1001)
SDLPriority	Signal Degrade Low Priority (1010)
SDHPriority	Signal Degrade High Priority (1011)
SFLPriority	Signal Fail Low Priority (1100)
SFHPriority	Signal Fail High Priority (1101)
FSWitch	Forced Switch (1110)
LOPRotectioN	Lockout Of Protection (1111)

Selects the transmitter SONET APS message to be transmitted (K1 Byte, Bits 1 to 4).

Only valid if :SOURCE:DATA:TELEcom:SONet:APSMessages:TOPology <discrete> is set to LIN.

SONetPriority and SFHPriority are only valid when :SOURCE:DATA:TELEcom:SONet:APSMessages:ARCHitecture <discrete> is set to OTN.

:SOURCE:DATA:TELEcom:SONet:APSMessages:REQuest?

Returns: <discrete>

:SOURCE:DATA:TELEcom:SONet:APSMessages:CHANnel <numeric>

<numeric> = 0	NULL Channel
1	Working Channel 1

2	Working Channel 2
3	Working Channel 3
4	Working Channel 4
5	Working Channel 5
6	Working Channel 6
7	Working Channel 7
8	Working Channel 8
9	Working Channel 9
10	Working Channel 10
11	Working Channel 11
12	Working Channel 12
13	Working Channel 13
14	Working Channel 14
15	Extra Traffic Channel

Selects the transmitter SONET APS message channel (K1 Byte, Bits 5 to 8).

Only valid if `:SOURCE:DATA:TELEcom:SONet:APSMessages:TOPology <discrete>` is set to LIN.

Working Channels 1 to 14 are only valid if `:SOURCE:DATA:TELEcom:SONet:APSMessages:ARCHitecture <discrete>` is set to OTN.

`:SOURCE:DATA:TELEcom:SONet:APSMessages:CHANnel?`

Returns: <numeric>

`:SOURCE:DATA:TELEcom:SONet:APSMessages:BRIDge <numeric>`

<numeric> = 0 to 15

Selects the SONET transmitter Linear APS message bridged channel (K2 Byte, Bits 1 to 4).

Only valid if `:SOURCE:DATA:TELEcom:SONet:APSMessages:TOPology <discrete>`

is set to LIN.

:SOURCE:DATA:TELEcom:SONet:APSMessages:BRIDGE?

Returns: <numeric>

:SOURCE:DATA:TELEcom:SONet:APSMessages:ARCHitecture <discrete>

<discrete> =	OTONe	1+1
	OTN	1:N

Selects the SONET transmitter Linear APS architecture (K2 Byte, Bit 5).

Only valid if :SOURCE:DATA:TELEcom:SONet:APSMessages:TOPology <discrete> is set to LIN.

:SOURCE:DATA:TELEcom:SONet:APSMessages:ARCHitecture?

Returns: <discrete>

:SOURCE:DATA:TELEcom:SONet:APSMessages:REServed <numeric>

<numeric> =	0	000
	1	001
	2	010
	3	011
	4	100
	5	101

Selects the SONET transmitter Linear APS messages reserved bits (K2 Byte, Bits 6 to 8) in numeric form.

Only valid if :SOURCE:DATA:TELEcom:SONet:APSMessages:TOPology <discrete> is set to LIN.

:SOURCE:DATA:TELEcom:SONet:APSMessages:REServed?

Returns: <numeric>

:SOURCE:DATA:TELEcom:SONet:APSMessages:RCODE <discrete>

<discrete> =	NREQuest	No Request (0000)
	RRRing	Reverse Request - Ring (0001)
	RRSPan	Reverse Request - Stan (0010)
	ERINg	Exerciser - Ring (0011)
	ESPan	Exerciser - Stan (0100)
	RWTRestore	Wait to Restore (0101)
	MSRing	Manual Switch - Ring (0110)
	MSSPan	Manual Switch - Span (0111)
	SDRing	Signal Degrade - Ring (1000)
	SDSPan	Signal Degrade - Span (1001)
	SDPRotectioN	Signal Degrade - Protection (1010)
	SFRing	Signal Fail - Ring (1011)
	SFSPan	Signal Fail - Stan (1100)
	FSRing	Forced Switch Ring (1101)
	FSSPan	Forced Switch - Stan(1110)
	LOPRotectioN	Lockout Of Protection (1111)

Selects the transmitter Ring APS message to be transmitted (K1 Byte, Bits 1 to 4).

Only valid :SOURCE:DATA:TELEcom:SONet:APSMessages:TOPology <discrete> is set to RING.

:SOURCE:DATA:TELEcom:SONet:APSMessages:RCODE?

Returns: <discrete>

:SOURCE:DATA:TELEcom:SONet:APSMessages:DNODE <numeric>

<numeric> = 0 to 15

Selects the SONET transmitter Ring APS message destination node (K1 Byte, Bits 5 to 8).

Only valid if :SOURCE:DATA:TELEcom:SONet:APSMessages:TOPology <discrete> is set to RING.

:SOURCE:DATA:TELEcom:SONet:APSMessages:DNODE?

Returns: <numeric>

:SOURCE:DATA:TELEcom:SONet:APSMessages:SNODE <numeric>

<numeric> = 0 to 15

Selects the SONET transmitter Ring APS message source node (K2 Byte, Bits 1 to 4).

Only valid if :SOURCE:DATA:TELEcom:SONet:APSMessages:TOPology <discrete> is set to RING.

:SOURCE:DATA:TELEcom:SONet:APSMessages:SNODE?

Returns: <numeric>

:SOURCE:DATA:TELEcom:SONet:APSMessages:PCODE <discrete>

<discrete> =	SHORT	Short path
	LONG	Long path

Selects the SONET transmitter Ring APS message path type (K2 bit 5).

Only valid if :SOURCE:DATA:TELEcom:SONet:APSMessages:TOPology <discrete> is set to RING.

:SOURCE:DATA:TELEcom:SONet:APSMessages:PCODE?

Returns: <discrete>

:SOURCE:DATA:TELEcom:SONet:APSMessages:SCODE <numeric>

<numeric> =	0	Idle (000)
	1	Bridged (001)
	2	Bridged & Switched (010)
	3	011
	4	100
	5	101

Selects the SONET transmitter Ring APS messages status code (K2 Byte, Bits 6 to 8).

Only valid if :SOURCE:DATA:TELEcom:SONet:APSMessages:TOPology <discrete> is set to RING.

:SOURCE:DATA:TELEcom:SONet:APSMessages:SCODE?

Returns: <numeric>

:SOURCE:DATA:TELEcom:SONet:APSMessages:DOWNload

Start transmission of the SONET transmitter APS message.

SOURce subsystem - DCC Insertion

:SOURce:DATA:TELEcom:SONet:IDCC <discrete>

<discrete> =	NONE	Turns both Off
	RDCC	Section DCC
	MDCC	Line DCC

Selects the Data Communication Channel Insert port for DCC Test functions.

:SOURce:DATA:TELEcom:SONet:IDCC?

Returns: <discrete>

SENSe subsystem - Receiver Settings

:SENSe:DATA:TELEcom:SONet:RATE <discrete>

<discrete> =	OC192	10Gb/s
	OC48	2.5Gb/s
	OC12	622Mb/s
	OC3	155Mb/s optical
	STS3	155Mb/s electrical
	OC1	52Mb/s optical
	STS1	52Mb/s electrical

Controls the characteristics of the instrument's input ports.

Sets the output rate for the instrument input port.

:SENSe:DATA:TELEcom:SONet:RATE?

Returns: <discrete>

Mapping Settings

:SENSe:DATA:TELEcom:SONet:STS3 <numeric>

<numeric> =	1 to 64	STS-3 Number under test
-------------	---------	-------------------------

Selects the STS-3 number under test. Only valid if
:SENSe:DATA:TELEcom:SONet:RATE is set a rate higher than STS3.

:SENSe:DATA:TELEcom:SONet:STS3?

Returns: <numeric>

SPE Layer Selection

:SENSe:DATA:TELEcom:SONet:SPE:TYPE <discrete>

6 SONET Command Reference

<discrete> = STS1
STS3C
STS6C
STS9C
STS12C
STS24C
STS48C
STS192C

Set the SPE Mapping into an STS-N frame.

:SENSe:DATA:TELEcom:SONet:SPE:TYPE?

Returns: <discrete>

:SENSe:DATA:TELEcom:SONet:STS3 <numeric>

<numeric> = 1 to 64 STS-3 Number under test

Selects the STS-3 number under test. Only valid if
:SENSe:DATA:TELEcom:SONet:RATE is set a rate higher than STS3.

:SENSe:DATA:TELEcom:SONet:STS3?

Returns: <numeric>

:SENSe:DATA:TELEcom:SONet:STS1 <numeric>

<numeric> = 1 to 3 STS1 Number

Selects the SONET Receiver active STS-1 within the STS-3.

:SENSe:DATA:TELEcom:SONet:STS1?

Returns: <numeric>

VT Layer Selection

:SENSE:DATA:TELEcom:SONet:VT:TYPE <discrete>

<discrete> = NONE
 VT2
 VT15

Selects the VT mapping for the receiver.

:SENSE:DATA:TELEcom:SONet:VT:TYPE?

Returns: <discrete>

Payload Layer Selection

:SENSE:DATA:TELEcom:SONet:PAYLoad <discrete>

<discrete> =	BULK	Bulk Filled
	M140	140 Mb/s
	M34	34 Mb/s
	ASM2	Asynchronous 2Mb/s
	FLM2	2Mb/s floating Byte
	ASDS1	Asynchronous DS1
	FLDS1	DS1 Floating Byte
	DS3	DS3

Selects the Receiver SONET payload for single payload cases.

:SENSE:DATA:TELEcom:SONet:PAYLoad?

Returns: <discrete>

:SENSE:DATA:TELEcom:SONet:PRIMary:TS0 <boolean>

6 SONET Command Reference

<boolean> =	0 or OFF	Data in TS0
	1 or ON	Signalling in TS0

Determines the content of TS0 as either Data or Signalling.

:SENSE:DATA:TELEcom:SONet:PRIMary:TS0?

Returns: <boolean>

VT Group

:SENSE:DATA:TELEcom:SONet:VTGRoup <numeric>

<numeric> = 1 to 7

Selects the SONET Receiver active VT Group within the selected STS-1.

:SENSE:DATA:TELEcom:SONet:VTGRoup?

Returns: <numeric>

:SENSE:DATA:TELEcom:SONet:VT <numeric>

<numeric> =	1 to 3	tributary number for VT-2
	1 to 4	tributary number for VT-1.5

Selects the SONET Receiver active VT within the selected VT Group.

:SENSE:DATA:TELEcom:SONet:VT?

Returns: <numeric>

:SENSe:DATA:TELEcom:SONet:OVERhead:J0:TIM:PATtern:B64?

Returns: <string>

:SENSe:DATA:TELEcom:SONet:POVerhead:J1:TIM <boolean>

<boolean> =	0 or OFF	TIM-P alarm is disabled
	1 or On	TIM-P alarm is enabled

Specifies whether to monitor the J1 byte for the TIM-P alarm. This is determined by comparing the incoming J1 trace message with the expected message configured by the commands detailed below.

:SENSe:DATA:TELEcom:SONet:POVerhead:J1:TIM?

Returns: <boolean>

:SENSe:DATA:TELEcom:SONet:POVerhead:J1:TIM:PATtern <discrete>

<discrete> =	B16Crc	16 Byte Sequence (with CRC)
	B64	64 Byte Sequence

Sets the type of pattern that is expected in the J1 byte of the STM path overhead.

:SENSe:DATA:TELEcom:SONet:POVerhead:J1:TIM:PATtern?

Returns: <discrete>

:SENSe:DATA:TELEcom:SONet:POVerhead:J1:TIM:PATtern:B16Crc <string>

<string> =

Sets the 16-byte sequence of the expected J1 byte of the path overhead. The command parameter is a 15 character long string. The instrument automatically appends an E.164 CRC character to make up a 16 character sequence.

If the string is not 15 characters long the instrument will either append NULLS or truncate the string to make it 15 characters long.

:SENSe:DATA:TELEcom:SONet:POVerhead:J1:TIM:PATtern:B16Cre?

Returns: <string>

:SENSe:DATA:TELEcom:SONet:POVerhead:J1:TIM:PATtern:B64 <string>

<string> =

Sets the 64-byte sequence of the expected J1 byte of the path overhead.

If the string is not 64 characters long the instrument will either append NULLS or truncate the string and terminate with a CR/LF to make it 64 characters long.

:SENSe:DATA:TELEcom:SONet:POVerhead:J1:TIM:PATtern:B64?

Returns: <string>

SENSE subsystem - Data Capture Commands

The following commands are used to configure data capture for SONET. General commands for data capture are found in the Common Commands chapter.

:SENSE:DATA:TELEcom:DCAPture:TRIGger:ERRor:SONet:TRANsport <discrete>

<discrete> =	FRAME	A1A2 Error
	CVS	CVS Error
	CVL	CVL Error
	REIL	REI-L Error

Selects SONET Transport Overhead error for triggering data capture.

:SENSE:DATA:TELEcom:DCAPture:TRIGger:ERRor:SONet:TRANsport?

Returns: <discrete>

:SENSE:DATA:TELEcom:DCAPture:TRIGger:ERRor:SONet:PATH <discrete>

<discrete> =	CVP	CVP
	REIP	REI-P Error

Selects SONET Path Overhead error for triggering data capture.

:SENSE:DATA:TELEcom:DCAPture:TRIGger:ERRor:SONet:PATH?

Returns: <discrete>

:SENSE:DATA:TELEcom:DCAPture:TRIGger:ALARm:SONet:TRANsport <discrete>

<discrete> =	LOF	Loss of Frame
	SEF	Severely Errored Frame
	AISL	AIS-L

6 SONET Command Reference

RDIL	RDI-L
PTAD	Pointer Activity
K1K2	K1K2 Change

Selects SONET alarm for triggering Transport Overhead data capture.

:SENSe:DATA:TELecom:DCAPture:TRIGger:ALARm:SONet:TRANsport?

Returns: <discrete>

**:SENSe:DATA:TELecom:DCAPture:TRIGger:ALARm:SONet:PATH
<discrete>**

<discrete> = RDIP RDI-P
 PUNequipped UNEQ-P

Selects SONET alarm for triggering Path Overhead data capture.

:SENSe:DATA:TELecom:DCAPture:TRIGger:ALARm:SONet:PATH?

Returns: <discrete>

Returns: <discrete>

:SENSe:DATA:TELEcom:SONet:OCAPture:TRIGger:SELECTION <discrete>

<discrete> =	MANual	Manual Trigger
	PRE	Pre-Capture Trigger
	CENTERed	Centered-Capture Trigger
	POST	Post-Capture Trigger

Selects the type of trigger for Overhead Capture.

When MANual trigger is selected, capture is started using the :SENSe:DATA:TELEcom:SONet:OCAPture command. PRE-trigger capture will capture up to 255 elements before the trigger pattern. CENTERed capture captures elements either side of the trigger pattern. POST capture captures up to 255 elements after the trigger pattern.

:SENSe:DATA:TELEcom:SONet:OCAPture:TRIGger:SELECTION?

Returns: <discrete>

:SENSe:DATA:TELEcom:SONet:OCAPture:TRIGger:POLarity <discrete>

<discrete> =	ON	Triggers when capture data MATCHES trigger pattern
	ONNot	Triggers when capture data DOES NOT MATCH trigger pattern

Selects whether the trigger will start capture on data matching the trigger pattern or not matching the trigger pattern.

:SENSe:DATA:TELEcom:SONet:OCAPture:TRIGger:POLarity?

Returns: <discrete>

:SENSe:DATA:TELEcom:SONet:OCAPture:TRIGger:PATTern <string>

<string> = See Below

Sets the overhead capture trigger pattern as a string of hexadecimal digits. The number of hexadecimal characters is dependent on the overhead channel selected by :SENSE:DATA:TELEcom:SDH:OCAPture:OHBYte <discrete>.

Two hexadecimal characters are required per byte, for example:

TCMACT - 1 byte "00" to "FF"

FAS - 6 bytes "000000000000" to "FFFFFFFFFFFF"

:SENSE:DATA:TELEcom:SONet:OCAPture:TRIGger:PATTern?

Returns: <string>

:SENSE:DATA:TELEcom:SONet:OCAPture:TRIGger:MASK <string>

<string> = See Below

Sets the mask for the overhead capture trigger as a string of hexadecimal characters. Allows certain bits of the trigger pattern to be masked. The number of hexadecimal characters is dependent on the overhead channel selected by :SENSE:DATA:TELEcom:SDH:OCAPture:OHBYte <discrete>.

:SENSE:DATA:TELEcom:SONet:OCAPture:TRIGger:MASK?

Returns: <string>

:SENSE:DATA:TELEcom:SONet:OCAPture <discrete>

<discrete> =	STOP	Stop current capture
	START	Start new capture

Stops or starts overhead sequence capture.

:SENSE:DATA:TELEcom:SONet:OCAPture?

Returns: <discrete>

SENSE Subsystem - Signal Wizard SONET Frame Layer

The following commands will only be relevant when a valid SONET frame or a valid SONET payload in an OTN frame has been detected on the selected input port.

:SENSE:DATA:TELEcom:SIGWizard:SONet:RATE?

Returns: <string> Eg. "OC-192"

Returns the line rate of the detected signal

:SENSE:DATA? "SIGWizard:SONet:AIS"

Returns: <discrete>= OK | ERR | HIST | TRAN | UNK

Returns the state of the AIS alarm.

:SENSE:DATA? "SIGWizard:SONet:CVS"

Returns: <discrete>= OK | ERR | HIST | TRAN | UNK

Returns the state of the CV-S error indicator.

:SENSE:DATA? "SIGWizard:SONet:CVL"

Returns: <discrete>= OK | ERR | HIST | TRAN | UNK

Returns the state of the CV-L error indicator.

:SENSE:DATA? "SIGWizard:SONet:RDI"

Returns: <discrete>= OK | ERR | HIST | TRAN | UNK

Returns the state of the RDI alarm.

:SENSE:DATA? "SIGWizard:SONet:REI"

Returns: <discrete>= OK | ERR | HIST | TRAN | UNK

Returns the state of the REI alarm.

STS - STS Layer

The following commands will only return valid values in a valid SONET signal carrying supported mappings has been detected on the selected port.

In the STD level STS channels are referred to in two ways:

1. The standard STS-3, STS-1 etc...
2. A logical offset from the start of the frame (in STS-1 equivalents). This is counted in slices so we have all the STS-1#1s as 0 64 (for OC-192), followed by the STS- 1#2s as 65+.

The two approaches to channel selection are fully interchangeable.

:FETCh:ARRAy:TELEcom:SIGWizArD:STS:OVERview?

Returns: <block data>

4 numeric values for each channel:

Channel Start

Size (STS-1s)

State (0 = Ok, 1 = Error, 2 = Historical Error, 3 = AIS, 4 = Illegal, 5 = Unequipped, 6 = Transient)

1 = Has TU substructure

:FETCh:ARRAy:TELEcom:SIGWizArD:STS:FAULts?

Returns: <block data>

An array of the Channel Start values of all channels that are not in OK state.

:SENSE:DATA:TELEcom:SIGWizArD:STS:STS3 <numeric>

<numeric> = 1-64

Sets the STS-3 that all following commands will focus on.

:SENSE:DATA:TELEcom:SIGWizard:STS:STS3?

Returns: <numeric>

:SENSE:DATA:TELEcom:SIGWizard:STS:STS1 <numeric>

<numeric> = 1-3

Sets the AUG-3 that all following commands will focus on.

:SENSE:DATA:TELEcom:SIGWizard:STS:STS1?

Returns: <numeric>

:SENSE:DATA:TELEcom:SIGWizard:STS:CHANnel <numeric>

<numeric> = 1-192

Sets the start of the channel the following commands will focus on.

All following commands act on the currently selected channel.

:SENSE:DATA:TELEcom:SIGWizard:STS:START?

Returns: <Numeric>

Returns the start of the currently selected channel.

:SENSE:DATA:TELEcom:SIGWizard:STS:SIZE?

Returns: <Numeric>

Returns the size (in AU-3 equivalents) of the currently selected channel.

STS - STS Layer [SENSE:DATA?]

:SENSE:DATA? "SIGWizard:STS:STATE"

Returns: <discrete>= OK | ERR | HIST | AIS | ILLegal | UNEQ

| TRANS

:SENSE:DATA? ":SIGWizard:STS:AIS"

Returns: <discrete>= OK | ERR | HIST | TRAN | UNK

Returns the state of the AIS alarm.

:SENSE:DATA? "SIGWizard:STS:LOP"

Returns: <discrete>= OK | ERR | HIST | TRAN | UNK

Returns the state of the LOP alarm.

:SENSE:DATA? ":SIGWizard:STS:CVP"

Returns: <discrete>= OK | ERR | HIST | TRAN | UNK

Returns the state of the CV-P error indicator.

:SENSE:DATA? "SIGWizard:STS:REI"

Returns: <discrete>= OK | ERR | HIST | TRAN | UNK

Returns the state of the REI alarm.

:SENSE:DATA? "SIGWizard:STS:RDI"

Returns: <discrete>= OK | ERR | HIST | TRAN | UNK

Returns the state of the RDI alarm.

:FETCh:SCALAr:DATA:TELEcom:SIGWizard:STS:C2?

Returns: <numeric>

Returns the value of the C2 byte.

:FETCh:STRing:DATA:TELEcom:SIGWizard:STS:TRACe:LIST?

Returns: <string>

6 SONET Command Reference

Returns the J1 Trace Message.

:FETCh:STRing:DATA:TELEcom:SIGWizard:STS:TRACe:SEARch? <string>

<string> = Search String

Returns: <block data> Numerics

Returns an array of all the channel start positions for all J1 Trace messages containing the search string.

SENSE subsystem - Result Returning Commands

SONET Error Results

:SENSE:DATA? <string>

<string> = "<Return Type>:SONet:LSECond:<error>" for last second results

<string> = "<Return Type>:SONet:<error>" for total results

<Return Type> is one of the following

ECount	For returning Error Counts
ERATio	For returning Error Ratios

<error> is one of the following

FRAMe	Frame error count
CVS	Section B1 BIP error count
CVL	Line B2 BIP error count
REIL	REI-L error count
CVP	Path B3 BIP error count
REIP	REI-P error count
CVIec	CV-IEC error count
TRIB:CVV	VT Path BIP errr count
TRIB:REIV	VT FEBE error count

Returns: <numeric>

SONET Analysis Results

:SENSE:DATA? <string>

<string> = "<Result type>:SONet:<Path Type>:<Type>"

		<Type> =		
<Result type> =		G828	G826	M2101 M21011
ESECONDS	Error Seconds	X	X	X
SESeconds	Severely Er-	X	X	X

6 SONET Command Reference

	rored Sec- onds			
SEPeriod	Severely Er- rored Period	X		
EBCount	Errored block count	X	X	
BBECount	Background block error count	X	X	X
ESRatio	Error Second Ratio	X	X	
SESRatio	Severely Er- rored Second Ratio	X	X	
SEPI	Severely Er- rored Period Intensity	X		
BBERatio	Background Block Error ratio	X	X	
UASeconds	Unavailable seconds	X	X	X
PUASeconds	Path Unavail- able seconds	X	X	X

<Path type> =

CVS
CVL

RSOH B1 block errors
MSOH B2 block errors

REIL	MSOH REI block errors
CVP	HO Path B3 block errors
REIP	HO Path REI block errors
CVV	Low path BIP
REIV	LP-REI
BIT	Bit errors (Out Of Service)

Returns: <numeric>

SONET Pointer Activity Results

:SENSE:DATA? <string>

<string> = "PACTivity:SONet:<type>" where <type> is one of the following

PVALue	SPE Pointer value
NDFSeconds	SPE Pointer NDF seconds
MNDFseconds	SPE Pointer MNDF seconds
PCount	SPE Pointer +ve Adj Count
PSECONDS	SPE Pointer +ve Adj Seconds
NCount	SPE Pointer -ve Adj Count
NSECONDS	SPE Pointer -ve Adj Seconds
IOFFset	Implied SPE Offset
VT:PVALue	VT Pointer value
VT:NDFSeconds	VT Pointer NDF seconds
VT:MNDFseconds	VT Pointer MNDF seconds
VT:PCount	VT Pointer +ve Adj Count
VT:PSECONDS	VT Pointer +ve Adj Seconds
VT:NCount	VT Pointer -ve Adj Count
VT:NSECONDS	VT Pointer -ve Adj Seconds
VT:IOFFset	Implied VT Offset

Returns: <numeric>

SONET Alarm Seconds Results

:SENSE:DATA? <string>

<string> = "ASECONDS:SONet:<alarm>" where <alarm> is one of the following

LOF	Loss Of Frame
SEF	Severely Errored Frame Defect
LOPP	Loss Of Pointer (LOP-P)
TIMS	Section Trace Identifier Mismatch

AISL	(TIM-S)
AISP	Line AIS (AIS-L)
RDIL	Path AIS (AIS-P)
RDIP	Line FERF (RDI-L)
TIMP	Path FERF (RDI-P)
	Path Trace Identifier Mismatch
	(TIM-P)
K1K2	K1K2 byte change
PUNeq	Path Unequipped
AISC	concat AIS alarm
LOPC	concat LOP alarm
VT:LOPV	VT Loss of Pointer (LOP-V)
VT:AISV	VT Path AIS (AIS-V)
VT:RDIV	VT Path FERF (RDI-V)
VT:P1P0	P1P0 frame Synchronization loss
VT:OPSL	Overhead Pattern Sync Loss
PDIP	PDI-P Alarm
	Enhanced RDI :
ERDI:PAYLoad	High order path Enhanced RDI Pay- load
ERDI:SERVer	High order path Enhanced RDI Server
ERDI:CONNection	High order path Enhanced RDI Con- nection
ERDI:VT: PAYLoad	Low order path Enhanced RDI Pay- load
ERDI:VT: SERVer	Low order path Enhanced RDI Server
ERDI:VT:CONNection	Low order path Enhanced RDI Con- nection

Returns: <numeric>

FETCh subsystem

The FETCh subsystem is used to retrieve data directly accumulated by the instrument.

SONET Data Capture

:FETCh:ARRAy:DATA:TELEcom:SONet:DCAPture:DATA? <numeric>, <numeric>, <numeric>

<numeric> = Frame Index.

<numeric> = STS-3 Number (Min = 1, Max = 64)

<numeric> = STS-1 Number (Min = 1, Max = 3)

Returns: <numeric>, <numeric>,...<numeric>

Returns comma separated byte values for the specified columns of the selected STS-3. A STS-1 value of 1 will return the byte values for columns 1, 4 and 7 of the selected STS-3; a value of 2 will return the byte values for columns 2, 5 and 8 of the selected STS-3; while a value of 3 will return columns 3, 6 and 9 of the selected STS-3.

For example, if the STS-1 value is 2 for a specified STS-3, the bytes are returned as follows:

```
<col(2), row(1)>, <col(2), row(2)>, <col(2), row(3)>,...<col(2), row(9)>,
<col(5), row(1)>, <col(5), row(2)>, <col(5), row(3)>,...<col(5), row(9)>,
<col(8), row(1)>, <col(8), row(2)>, <col(8), row(3)>,...<col(8), row(9)>
```

:FETCh:ARRAy:DATA:TELEcom:SONet:DCAPture:PDATA? <numeric>

<numeric> = Frame Index.

Returns: <numeric>, <numeric>,...<numeric>

Returns the byte values of the Path Overhead from the specified frame.

:FETCh:SCALAr:DATA:TELEcom:SONet:DCAPture:DATA? <numeric>, <numeric>, <numeric>

Value of 1 selects columns 1,4 & 7, a value of 2 selects Columns 2,5 & 8, and a value of 3 selects Columns 3,6 & 9. For the SPE-0 signal rate only 1 is valid.

The second parameter identifies the specific byte in the selected set of columns. There are two ways of specifying this byte. The first is to use standard names where these are valid. The set of valid names is shown in the table above. The second method is to use an "Xrc" notation, where r is the numerical value of the bytes row in the transport overhead and c is the numerical value of the bytes column in the transport overhead.

This method allows access to ANY byte in the selected STM-1 / Column set.

:FETCh:SCALAr:DATA:TELEcom:SONet:POVerhead:DATA? <discrete>

<discrete> = C2 | G1 | F2 | H4 | Z3 | Z4
| N1 | J1 | B3

Returns: <numeric>

Returns the value of a single named byte of the foreground high order path overhead byte.

:FETCh:SCALAr:DATA:TELEcom:SONet:VT:POVerhead:DATA? <discrete>

<discrete> = C2 | G1 | F2 | H4 | Z3 | Z4
| N1 | J1 | B3

Returns: <numeric>

Returns the value of a single named byte of the foreground low order path overhead byte.

SONET Labelled Overhead Bytes

:FETCh:SCALAr:DATA:TELEcom:SONet:OVERhead:K1?

Returns: <numeric>

Returns the value of the K1 APS signalling overhead byte.

:FETCh:SCALAr:DATA:TELEcom:SONet:OVERhead:K2?

Returns: <numeric>

Returns the value of the K2 APS signalling overhead byte.

:FETCh:SCALAr:DATA:TELEcom:SONet:OVERhead:S1?

Returns: <numeric>

Returns the value of the S1 Synchronisation Status overhead byte.

SONET Overhead Trace Messages**:FETCh:ARRAy:DATA:TELEcom:SONet:J0?**

Returns: <numeric>, <numeric>,.....<numeric>

Returns the value of the STS-N regenerator overhead J0 byte as a comma separated list of integer numeric values. Each number is in the range 0 to 255. There is no block header.

:FETCh:STRing:DATA:TELEcom:SONet:J0?

Returns: <string>

Returns the value of the section overhead J0 byte as a 64 ASCII character string if CRC7 is not detected, 15 ASCII character string if CRC7 is detected. If the string contains any non printing characters then ~ is substituted.

:FETCh:ARRAy:DATA:TELEcom:SONet:J1?

Returns: <numeric>, <numeric>,.....<numeric>

Returns the value of the high order J1 path trace byte as a comma separated list of 64 numbers if CRC7 is not detected, 15 numbers if CRC7 is detected. Each number is in the range 0 to 255. There is no block header.

:FETCh:STRing:DATA:TELEcom:SONet:J1?

Returns: <string>

Returns the value of the high order J1 path trace byte as a 64 ASCII character string if CRC7 is not detected, 15 ASCII character string if CRC7 is detected. If the string contains any non printing characters then ~ is substituted.

:FETCh:ARRay:DATA:TELEcom:SONet:VT:J1?

Returns: <numeric>, <numeric>,.....<numeric>

Returns the value of the low order J1 path trace byte as a comma seperated list of 64 numbers if CRC7 is not detected, 15 numbers if CRC7 is detected. Each number is in the range 0 to 255. There is no block header.

:FETCh:STRing:DATA:TELEcom:SONet:VT:J1?

Returns: <string>

Returns the value of the low order J1 path trace byte as a 64 ASCII character string if CRC7 is not detected, 15 ASCII character string if CRC7 is detected. If the string contains any non printing characters then ~ is substituted.

:FETCh:ARRay:DATA:TELEcom:SONet:VT:J2?

Returns: <numeric>, <numeric>,.....<numeric>

Returns the value of the low order J2 path trace byte as a comma seperated list of 15 numbers. Each number is in the range 0 to 255. There is no block header.

:FETCh:STRing:DATA:TELEcom:SONet:VT:J2?

Returns: <string>

Returns the value of the low order J2 path ace byte as a 15 ASCII character string. If the string contains any non printing characters then ~ is substituted.

SONET Overhead Sequence Capture Commands

:FETCh:SCALAr:DATA:TELEcom:SONet:OCAPture:MINelement?

Returns: <numeric>

Returns the minimum element index of the captured sequence.

:FETCh:SCALAr:DATA:TELEcom:SONet:OCAPture:MAXelement?

Returns: <numeric>

Returns the maximum element index of the captured sequence.

:FETCh:SCALAr:DATA:TELEcom:SONet:OCAPture:FCOunt? <numeric>

<numeric> = Element Index

Returns: <numeric>

Returns the capture repeat count of the specified element in numeric form. Individual elements may be captured up to 65535 times before a new element is entered into the captured sequence.

The sequence element index (numeric parameter) can be in the range -255 to +255 depending on the trigger selection.

The element which triggered sequence capture (the element that met the trigger criteria) is specified by index 0. Since 256 elements may be captured, pre-trigger can capture elements indexed -255 to 0 whilst post-trigger capture can capture elements indexed 0 to +255.

:FETCh:STRing:DATA:TELEcom:SONet:OCAPture:DATA? <numeric>

<numeric> = Element Index.

Returns: <string>

Returns the capture data of the specified element in string form. The data is represented by hexadecimal characters. The number of characters depends on the selected capture channel.

:FETCh:ARRAy:DATA:TELecom:SONet:OCApTure? <numeric>

<numeric> = Number of elements to return.

Returns an array with the number of entries determined by <numeric> and separated by CR/LF.

Each entry consists of an alphanumeric string and a numeric separated by commas. The alphanumeric string provides the hexadecimal value of the captured data. The length of the string depends upon the overhead channel selected for capture, two hexadecimal characters/overhead byte. The numeric indicates the number of frames for which the captured data existed.

If this command is issued when a capture is being performed, some entries will contain no data. In this case 9.91E+37 is returned.

FETCh Subsystem - Signal Wizard SONET Frame Layer

The following commands will only be relevant when a valid SONET frame or a valid SONET payload in an OTN frame has been detected on the selected input port.

:FETCh:SCALAr:DATA:TELEcom:SIGWizArd:SONet:S1?

Returns: <numeric>

Returns the value of the S1 byte.

:FETCh:STRing:DATA:TELEcom:SIGWizArd:SONet:TRACe?

Returns: <string>

Returns the contents of the J0 Trace Message.

STS - STS Layer

The following commands will only return valid values in a valid SONET signal carrying supported mappings has been detected on the selected port.

In the STD level STS channels are referred to in two ways:

1. The standard STS-3, STS-1 etc...
2. A logical offset from the start of the frame (in STS-1 equivalents). This is counted in slices so we have all the STS-1#1s as 0 64 (for OC-192), followed by the STS- 1#2s as 65+.

The two approaches to channel selection are fully interchangeable.

:FETCh:ARRAy:DATA:TELEcom:SIGWizArd:STS:OVERview?

Returns: <block data>

4 numeric values for each channel:

Channel Start

Size (STS-1s)

State (0 = Ok, 1 = Error, 2 = Historical Error, 3 = AIS, 4 = Illegal, 5 = Unequipped, 6 = Transient)

1 = Has TU substructure

:FETCh:ARRAy:DATA:TELEcom:SIGWizArD:STS:FAULts?

Returns: <block data>

An array of the Channel Start values of all channels that are not in OK state.

:FETCh:SCALAr:DATA:TELEcom:SIGWizArD:STS:C2?

Returns: <numeric>

Returns the value of the C2 byte.

:FETCh:STRing:DATA:TELEcom:SIGWizArD:STS:TRACe:LIST?

Returns: <string>

Returns the J1 Trace Message.

:FETCh:STRing:DATA:TELEcom:SIGWizArD:STS:TRACe:SEARCh? <string>

<string> = Search String

Returns: <block data> Numerics

Returns an array of all the channel start positions for all J1 Trace messages containing the search string.

SYSTEM Subsystem - SONET Trigger Output Commands

:SYSTEM:TRIGGER:RECEIVE:ERROR:SONET:TRANSPORT <discrete>

<discrete> =	FRAME	A1A2 Error
	CVS	CVS Error
	CVL	CVL Error
	REIL	REI-L Error

Selects SONET Transport Overhead error for trigger output when :SYSTEM:TRIGGER:RECEIVE:ERROR:STANDARD <discrete> is set to TOH.

:SYSTEM:TRIGGER:RECEIVE:ERROR:SONET:TRANSPORT?

Returns: <discrete>

:SYSTEM:TRIGGER:RECEIVE:ERROR:SONET:PATH <discrete>

<discrete> =	CVP	CVP
	REIP	REI-P Error

Selects SONET Path Overhead error for trigger output when :SYSTEM:TRIGGER:RECEIVE:ERROR:STANDARD <discrete> is set to POH.

:SYSTEM:TRIGGER:RECEIVE:ERROR:SONET:PATH?

Returns: <discrete>

:SYSTEM:TRIGGER:RECEIVE:ALARM:SONET:TRANSPORT <discrete>

<discrete> =	LOF	Loss of Frame
	SEF	Severely Errored Frame
	AISL	AIS-L
	RDIL	RDI-L
	PTAD	Pointer Activity

K1K2

K1K2 Change

Selects SONET Transport Overhead alarm for trigger output when :SYSTem:TRIGger:RECEive:ALARm:STANdard <discrete> is set to TOH.

:SYSTem:TRIGger:RECEive:ALARm:SONet:TRANsport?

Returns: <discrete>


:SYSTem:TRIGger:RECEive:ALARm:SONet:PATH <discrete>

<discrete> =	AISP	AIS-P
	AISC	AIS-C
	RDIP	RDI-P
	LOPP	LOP-P
	LOPC	LOP-C
	PUNequipped	UNEQ-P

Selects SONET Path Overhead alarm for trigger output when :SYSTem:TRIGger:RECEive:ALARm:STANdard <discrete> is set to POH.

:SYSTem:TRIGger:RECEive:ALARm:SONet:PATH?

Returns: <discrete>



7

Unframed Command Reference

Unframed Command Reference	371
SOURce subsystem - Transmitter UNFRamed Settings Commands	372
SOURce subsystem - Transmitter Error Test Function Commands	373
SOURce subsystem - Frequency Offset Test Function	376
SENSe subsystem - Receiver UNFRamed Settings Commands	377



Unframed Command Reference

This chapter contains detailed information on the SCPI (Standard Commands for Programming Instruments) and IEEE 488.2 common commands you will use when writing programs to control your Instrument for Unframed operation.

Please also refer to chapter 2 Common Commands for general information on SCPI command formats and for a list of commands.

SOURce subsystem - Transmitter UNFRamed Settings Commands

:SOURce:DATA:TELEcom:UNFRamed:RATE <discrete>

<discrete> =	F10G7	10.71Gb/s
	F10G	9.95Gb/s
	F2G7	2.66Gb/s
	F2G5	2.48Gb/s
	F622M	622.08Mb/s
	F155M	155.52Mb/s
	F52M	51.84Mb/s

Sets the output rate for the instrument input port.

:SOURce:DATA:TELEcom:UNFRamed:RATE?

Returns: <discrete>

SOURce subsystem - Transmitter Error Test Function Commands

:SOURce:DATA:TELEcom:UNFRamed:ERRor:GRoup <discrete>

<discrete> = PATTern Pattern Errors

Selects UNFRamed transmit test function Error Group. Further selection of :SOURce:DATA:TELEcom:SDH:ERRor:RATE <discrete> <discrete> is required. Selection of PAYLoad results in BIT error type being selected.

:SOURce:DATA:TELEcom:UNFRamed:ERRor:GRoup?

Returns: <discrete>

:SOURce:DATA:TELEcom:UNFRamed:ERRor:PATTern <discrete>

<discrete> = BIT

Selects Pattern Error Type to generate. Further selection of :SOURce:DATA:TELEcom:SDH:ERRor:RATE <discrete> <discrete> is required.

:SOURce:DATA:TELEcom:UNFRamed:ERRor:PATTern?

Returns: <discrete>

:SOURce:DATA:TELEcom:ERRor:SINGLE

Injects a single error.

:SOURce:DATA:TELEcom:UNFRamed:ERRor:RATE <discrete>

<discrete> = NONE Errors Off
 E_3
 E_4
 E_5

E_6	
E_7	
E_8	
E_9	
USER	User defined error rate

Selects the transmitter Error Rate of the error type selected by the Error Group Selection Functions.

NOTE

If this query returns USER, then
:SOURCE:DATA:TELEcom:SDH:ERROR:RATE:USER? must be used to discover
the currently injected error rate.

:SOURCE:DATA:TELEcom:UNFRamed:ERROR:RATE?

Returns: <discrete>

:SOURCE:DATA:TELEcom:UNFRamed:ERROR:RATE:USER <numeric>

<numeric> = 9.9E-9 to 1.1E-3 mantissa resolution 0.1, ex-
ponent resolution 1

Sets the user defined Error Add rate.

:SOURCE:DATA:TELEcom:SDH:ERROR:RATE <discrete> must be set to USER

NOTE

The maximum user defined error rate is dependent on both error type and line
rate.

:SOURCE:DATA:TELEcom:UNFRamed:ERROR:RATE:USER?

Returns: <numeric>

:SOURCE:DATA:TELEcom:UNFRamed:ERROR:RATE:USER:ACTion <boolean>

<boolean> = 0 or OFF

7 Unframed Command Reference

1 or ON

User Value set as Error
Rate

Sets the user defined Error Add rate specified by

`:SOURCE:DATA:TELEcom:UNFRamed:ERRor:RATE:USER <numeric>`.

`:SOURCE:DATA:TELEcom:UNFRamed:ERRor:RATE:USER:ACTion?`

Returns: <boolean>

SOURce subsystem - Frequency Offset Test Function

:SOURce:CLOCK:UNFRamed:FOFFset <boolean>

<boolean> = 0 or OFF

1 or ON

Enables or disables the Clock Frequency Offset. The amount of Offset is set using :SOURce:CLOCK:UNFRamed:FOFFset:OFFSet <numeric>.

:SOURce:CLOCK:UNFRamed:FOFFset?

Returns: <boolean>

:SOURce:CLOCK:UNFRamed:FOFFset:OFFSet <numeric>

<numeric> = -90.00 to +90.00 ppm for all rates

Sets the amount of Clock Frequency Offset when Frequency Offset is enabled by setting :SOURce:CLOCK:UNFRamed:FOFFset <boolean> to ON.

:SOURce:CLOCK:UNFRamed:FOFFset:OFFSet?

Returns: <numeric>

SENSe subsystem - Receiver UNFRamed Settings Commands

:SENSe:DATA:TELEcom:UNFRamed:RATE <discrete>


<discrete> =	F10G7	10.71Gb/s
	F10G	9.95Gb/s
	F2G7	2.66Gb/s
	F2G5	2.48Gb/s
	F622M	622.08Mb/s
	F155M	155.52Mb/s
	F52M	51.84Mb/s

Sets the input rate for the instrument input port.

:SENSe:DATA:TELEcom:UNFRamed:RATE?

Returns: <discrete>

7 Unframed Command Reference



8

Status Reporting

Status Reporting	381
Status Register Hierarchy	415
Programmed Status Reporting	418



Status Reporting

The status reporting capability of the Instrument is provided by the STATus subsystem, its Status Registers and the Status Byte.

The following status registers are provided and conform to IEEE 488.2:

Table 8-1 Status Registers

Status Register	Description
Standard Event	This register is accessed using the command *ESR?
QUESTionable	Defined by SCPI.
OPERation	Defined by SCPI.
INSTRument	Monitors general instrument status.
DATA	Monitors specific instrument status.
Various	A number of status registers offering specific status monitoring capability.

General Status Register

The status registers conform to IEEE 488.2 and each comprises four registers as shown in Table 8-2. For the commands which access and control these registers, see "STATus subsystem".

Table 8-2 General Status Register

Condition Register	Monitors the defined Status conditions. There is no latching of conditions in this register, it is updated in real time.
--------------------	--

Transition Filter	Determines whether positive or negative transitions (true or false) in the Condition Register set the Event Register.
Event Register	Latches the transient states that occur in the Condition Register as specified by the Transition Filter.
Event Enable Register	Masks the Event register, determining which of its bits set the summary bit in the Status Byte.

Status Byte

*STB? or a serial port - Returns the value of the Status Byte in numeric form.

*SRE <numeric> - Sets the Status Byte mask.

*SRE? - Returns the current mask setting in numeric form.

DB7	DB6	DB5	DB4	DB3	DB2	DB1	DB0
OPER	RQS	ESR	MAV	QUES	-	-	-

DB0	Not used, always read as 0.
DB1	Not used, always read as 0.
DB2	Not used, always read as 0.
DB3	QUES - QUEStionable Status register summary . Indicates that a bit has been set in the QUEStionable Status register.
DB4	MAV - Message Available. Remains set until err output messages are read from the Instrument.

- DB5 ESR - Event Status register summary . Indicates that a bit has been set in the Event Status register.
- DB6 RQS - Request Service. Set when an SRQ is generated for whatever reason. Cleared by SPOLL or *STB?
- DB7 OPER - OPERation Status register summary . Indicates that a bit has been set in the OPERation Status register

Standard Event Status Register

*ESR? - Returns the Standard Event Status Register value in numeric form.

*ESE <numeric> - Sets the event enable register mask.

*ESE? - Returns the current mask setting.

DB7	DB6	DB5	DB4	DB3	DB2	DB1	DB0
PWR	URQ	CME	EXE	DDE	QUE	RQC	OPC

- DB0 OPC - OPERation Complete
- DB1 RQC - Request Control.
- DB2 QUE - Query Error
- DB3 DDE - Device Dependent Error.
- DB4 EXE - Execution Error.
- DB5 CME - Command Error.
- DB6 URQ - User Request.
- DB7 PWR - Power On.

QUEStionable Status Register

Provides a summary of the DATA Status register.
 For related commands, see "STATus subsystem"
 Example: STATus:QUEStionable:EVENT?

DB15	DB14	DB13	DB12	DB11	DB10	DB9	DB8
-	CMW	-	-	-	-	DATA	-

DB7	DB6	DB5	DB4	DB3	DB2	DB1	DB0
-	-	-	-	-	-	-	-

- DB0 Not used, always read as 0
- DB1 Not used, always read as 0
- DB2 Not used, always read as 0
- DB3 Not used, always read as 0
- DB4 Not used, always read as 0
- DB5 Not used, always read as 0
- DB6 Not used, always read as 0
- DB7 Not used, always read as 0
- DB8 Not used, always read as 0
- DB9 DATA - DATA Status register summary .
- DB10 Not used, always read as 0
- DB11 Not used, always read as 0
- DB12 Not used, always read as 0
- DB13 Not used, always read as 0

DB14	CMW - Command Warning
DB15	Not used, always read as 0

OPERation Status Register

Provides a summary of the INSTRument Status register, and reports when a measurement is being made.
 For related commands, see "STATus subsystem"
 Example: STATus:OPERation:EVENT?

DB15	DB14	DB13	DB12	DB11	DB10	DB9	DB8
-	-	INST	-	-	-	-	-

DB7	DB6	DB5	DB4	DB3	DB2	DB1	DB0
-	-	-	MEAS	-	-	-	-

DB0	Not used, always reads as 0
DB1	Not used, always reads as 0
DB2	Not used, always reads as 0
DB3	Not used, always reads as 0
DB4	MEAS - Measuring. Currently making a measurement
DB5	Not used, always reads as 0
DB6	Not used, always reads as 0
DB7	Not used, always reads as 0
DB8	Not used, always reads as 0
DB9	Not used, always reads as 0
DB10	Not used, always reads as 0

DB11	Not used, always reads as 0
DB12	Not used, always reads as 0
DB13	INST - INSTRument Status register summary .
DB14	Not used, always reads as 0
DB15	Not used, always reads as 0

INSTRument Status Register

Reports the instrument Status.
 For related commands, see "STATus subsystem".
 Example: STATus:INSTRument:EVENT?

DB15	DB14	DB13	DB12	DB11	DB10	DB9	DB8
-	-	-	-	-	-	-	-
DB7	DB6	DB5	DB4	DB3	DB2	DB1	DB0
-	STP	STC	-	-	EOT	-	-

DB0	Reserved.
DB1	Reserved.
DB2	EOT - End Of Test period.
DB3	Not used, always read as 0
DB4	Not used, always read as 0
DB5	STC - Self Test complete.
DB6	STP - Last second period complete.
DB7	Reserved
DB8	Not used, always read as 0

8 Status Reporting

DB9	Not used, always read as 0
DB10	Not used, always read as 0
DB11	Not used, always read as 0
DB12	Not used, always read as 0
DB13	Not used, always read as 0
DB14	Not used, always read as 0
DB15	Not used, always read as 0

DATA Status Register

Summarizes the alarm status registers shown.
 For related commands, see "STATus subsystem".
 Example: STATus:DATA:EVENT?

DB15	DB14	DB13	DB12	DB11	DB10	DB9	DB8
-	ISUM	-	ONTS	-	-	-	-

DB7	DB6	DB5	DB4	DB3	DB2	DB1	DB0
PMAS	-	SPDH	-	-	SSUM	-	-

DB0	Not used, always read as 0.
DB1	Reserved
DB2	SSUM - SDH / SONET Status register summary
DB3	Not used, always read as 0.
DB4	Reserved
DB5	SPDH - SPDH Status register summary

DB6	Reserved
DB7	PMASk - Pulse capture status register summary
DB8	Not used, always read as 0.
DB9	Not used, always read as 0.
DB10	Not used, always read as 0.
DB11	Reserved
DB12	OTNS - OTN Status Register Summary
DB13	Not used, always read as 0.
DB14	ISUM - ISUM Status register summary
DB15	Not used, always read as 0.

ISUMmary Status Register

Provides summarized alarm indications for each of the conditions, shown below, derived from the common major LEDs. Use this register to determine the Status of the instrument independent of its configuration. For related commands, see "STATus subsystem".

Example: STATus:ISUMmary:EVENT?

DB15	DB14	DB13	DB12	DB11	DB10	DB9	DB8
-	ERR	PSL	-	-	-	-	-

DB7	DB6	DB5	DB4	DB3	DB2	DB1	DB0
-	CSL	-	-	-	FRM	LOS	PLO

DB0

PLO - Power Loss.

8 Status Reporting

DB1	LOS - Loss of Signal
DB2	FRM - Frame Alarm (LOF / OOF)
DB3	Reserved.
DB4	Reserved.
DB5	Reserved.
DB6	CSL - Transmitter Clock Synchronization Loss
DB7	Reserved.
DB8	Reserved.
DB9	Not used, always read as 0.
DB10	Not used, always read as 0.
DB11	Not used, always read as 0.
DB12	Not used, always read as 0.
DB13	PSL - Pattern sync loss
DB14	ERR - Errors detected
DB15	Not used, always read as 0.

SSUMmary Status Register

Provides summary alarm indications related to the SDH/SONET Signal.

For related commands, see "STATus subsystem"

Example: STATus:SSUMmary:EVENT?

DB15	DB14	DB13	DB12	DB11	DB10	DB9	DB8
-	-	-	-	-	-	-	-

DB7	DB6	DB5	DB4	DB3	DB2	DB1	DB0
-----	-----	-----	-----	-----	-----	-----	-----

-	-	-	-	SDH4/ SON4	SDH3/ SON4	SDH2/ SON2	SDH/ SON
---	---	---	---	---------------	---------------	---------------	-------------

DB0	SDH/SON - SDH Status register summary.
DB1	SDH2/SON2 - SDH2/SON2 Status register summary.
DB2	SDH3/SON3 - SDH3/SON3 Status register summary.
DB3	SDH4/SON4 - SDH4/SON4 Status register summary.
DB4	Not used, always read as 0.
DB5	Not used, always read as 0.
DB6	Not used, always read as 0.
DB7	Not used, always read as 0.
DB8	Not used, always read as 0.
DB9	Not used, always read as 0.
DB10	Not used, always read as 0.
DB11	Not used, always read as 0.
DB12	Not used, always read as 0.
DB13	Not used, always read as 0.
DB14	Not used, always read as 0.
DB15	Not used, always read as 0.

SDH Status Register

Provides primary alarm indications related to the SDH Signal .

8 Status Reporting

For related commands, see "STATus subsystem".
 Example: STATus:SDH:EVENT?

DB15	DB14	DB13	DB12	DB11	DB10	DB9	DB8
-	-	LPRDI	TUAIS	TULOP	HPRDI	MSRDI	H4LOM

DB7	DB6	DB5	DB4	DB3	DB2	DB1	DB0
-	-	AUAIS	MSAIS	LOP	OOF	LOF	-

DB0	Reserved.
DB1	LOF - Loss Of Frame
DB2	OOF - Out Of Frame
DB3	LOP - Loss Of Pointer
DB4	MSAIS - Multiplexer Section AIS
DB5	AUAIS - AU AIS.
DB6	Reserved.
DB7	Reserved.
DB8	H4LOM
DB9	MSRDI - Multiplexer Section RDI.
DB10	HPRDI - High Order Path RDI.
DB11	TULOP - TU Loss Of Pointer
DB12	TUAIS - TU AIS
DB13	LPRDI - Low Order Path RDI.
DB14	Reserved.
DB15	Not used, always read as 0.

SDH2 Status Register

Provides miscellaneous SDH monitoring.

For related commands, see "STATus subsystem".

Example: STATus:SDH2:EVENT?

DB15	DB14	DB13	DB12	DB11	DB10	DB9	DB8
-	HPTIM	RSTIM	-	-	-	-	-

DB7	DB6	DB5	DB4	DB3	DB2	DB1	DB0
SIGW	K1K2	TMNDF	TNDF	TPADJ	MNDF	NDF	PADJ

DB0	PADJ - AU Pointer Adjust.
DB1	NDF - AU Pointer New Data Flag.
DB2	MNDF - AU Pointer Missing New Data Flag.
DB3	TPADJ - TU Pointer Adjust.
DB4	TNDF - TU Pointer New Data Flag.
DB5	TMNDF - TU Pointer Missing New Data Flag.
DB6	K1K2 - K1K2 change.
DB7	SIGW - SDH Signal Wizard in progress
DB8	Reserved
DB9	Reserved
DB10	Reserved
DB11	Reserved

8 Status Reporting

DB12	Reserved
DB13	RSTIM - Regenerator Section Trace Identifier Mismatch
DB14	HPTIM - High-Order Path Trace Identifier Mismatch
DB15	Not used, always read as 0.

SDH3 Status Register

Provides SDH TCM monitoring.
 For related commands, see "STATUS subsystem".
 Example: STATUS:SDH3:EVENT?

DB15	DB14	DB13	DB12	DB11	DB10	DB9	DB8
-	-	LPV-CAIS	LPT-CUNEQ	LPT-CODI	LPTCRDI	LPTCI-AIS	LPT-CLOM

DB7	DB6	DB5	DB4	DB3	DB2	DB1	DB0
-	VCAIS	TCUNEQ	TCODI	TCRDI	TCIAIS	TCLOM	P1P0

DB0	P1P0 LOM.
DB1	TCLOM - TCM Loss of Multiframe.
DB2	TCIAIS - TCM Incoming AIS.
DB3	TCRDI - TCM Remote Defect Indication.
DB4	TCODI - TCM Outgoing Defect Indication.
DB5	TCUNEQ - TCM Unequipped.

DB6	VCAIS - VC-AIS.
DB7	Not used, always read as 0.
DB8	LPTCLOM - Low order path TCM Loss of Multiframe
DB9	LPTCIAIS - Low order path TCM Incoming AIS
DB10	LPTCRDI - Low order path TCM Remote Defect Indication
DB11	LPTCODI - Low order path TCM Outgoing Defect Indication
DB12	LPTCUNEQ - Low order path TCM Unequipped
DB13	LPVCAIS - Low order path VC-AIS
DB14	Reserved
DB15	Not used, always read as 0.

SDH4 Status Register

Provides miscellaneous SDH monitoring. For related commands, see "STATUS subsystem".
 Example: STATUS:SDH4:EVENT?

DB15	DB14	DB13	DB12	DB11	DB10	DB9	DB8
-	-	-	-	-	LPRFI	LPRDIC	LPRDIS

DB7	DB6	DB5	DB4	DB3	DB2	DB1	DB0
LPRDIP	LPUNE Q	LOPC	AISC	HPRDIC	HPRDIS	HPRDIP	HPUNE Q

DB0	HPUNEQ - High Order Path Un-equipped.
DB1	HPRDIP - High Order Enhanced RDI-P
DB2	HPRDIS - High Order Enhanced RDI-S
DB3	HPRDIC - High Order Enhanced RDI-C
DB4	AISC - Concatenated AIS
DB5	LOPC - Concatenated LOP
DB6	LPUNEQ - Low order path Un-equipped
DB7	LPRDIP - Low order path RDI Payload
DB8	LPRDIS - Low order path RDI Server
DB9	LPRDIC - Low order path RDI Connection
DB10	LPRFI - Low order path RFI
DB11	Reserved
DB12	Not used, always read as 0.
DB13	Not used, always read as 0.
DB14	Not used, always read as 0.
DB15	Not used, always read as 0.

SONet Status Register

Provides primary alarm indications related to the SONET Signal.
For related commands, see "STATUS subsystem".
Example: STATUS:SONet:EVENT?

DB15	DB14	DB13	DB12	DB11	DB10	DB9	DB8
-	-	RDIV	AISV	LOPV	RDIP	RDIL	H4LOM
DB7	DB6	DB5	DB4	DB3	DB2	DB1	DB0
-	-	AISP	AISL	LOPP	SEF	LOF	-

- DB0 Reserved.
- DB1 LOF - Loss Of Frame
- DB2 SEF - Severely Errored Frame Defect
- DB3 LOPP - Loss Of Pointer (LOP-P).
- DB4 AISL - Line AIS (AIS-L)
- DB5 AISP - Path AIS (AIS-P).
- DB6 Reserved.
- DB7 Reserved.
- DB8 H4LOM
- DB9 RDIL - Line FERF (RDI-L).
- DB10 RDIP - Path FERF (RDI-P).
- DB11 LOPV - VT Loss Of Pointer (LOP-V).
- DB12 AISV - VT Path AIS (AIS-V).
- DB13 RDIV - VT Path FERF. (RDI-V).
- DB14 Reserved.
- DB15 Not used, always read as 0

S0Net2 Status Register

8 Status Reporting

Provides miscellaneous SONET monitoring.
 For related commands, see "STATus subsystem".
 Example: STATus:SONet2:EVENT?

DB15	DB14	DB13	DB12	DB11	DB10	DB9	DB8
-	TIMP	TIMS	-	-	-	-	-

DB7	DB6	DB5	DB4	DB3	DB2	DB1	DB0
SIGW	K1K2	TMNDF	TNDF	TPADJ	MNDF	NDF	PADJ

DB0	PADJ - SPE Pointer Adjust.
DB1	NDF - SPE Pointer New Data Flag
DB2	MNDF - SPE Pointer Missing New Data Flag
DB3	TPADJ - VT Pointer Adjust
DB4	TNDF - VT Pointer New Data Flag
DB5	TMNDF - VT Pointer Missing New Data Flag.
DB6	K1K2 - K1K2 change
DB7	SIGW - Sonet Signal Wizard in progress
DB8	Reserved
DB9	Reserved
DB10	Reserved
DB11	Reserved
DB12	Reserved

DB13	TIMS - Section Trace Identifier Mismatch
DB14	TIMP - Path Trace Identifier Mismatch
DB15	Not used, always read as 0

SONet3 Status Register

Provides miscellaneous SONET monitoring. For related commands, see "STATUS subsystem".

Example: STATUS:SONet3:EVENT?

DB15	DB14	DB13	DB12	DB11	DB10	DB9	DB8
-	-	-	-	-	-	-	-

DB7	DB6	DB5	DB4	DB3	DB2	DB1	DB0
-	-	-	-	-	-	-	P1P0

DB0	P1P0 - P1P0 LOM.
DB1	Reserved
DB2	Reserved
DB3	Reserved
DB4	Reserved
DB5	Reserved
DB6	Reserved
DB7	Not used, always read as 0.
DB8	Reserved
DB9	Reserved

8 Status Reporting

DB10	Reserved
DB11	Reserved
DB12	Reserved
DB13	Reserved
DB14	Reserved
DB15	Not used, always read as 0.

SONet4 Status Register

Provides miscellaneous SONET monitoring.
 For related commands, see "STATUS subsystem".
 Example: STATUS:SONet4:EVENT?

DB15	DB14	DB13	DB12	DB11	DB10	DB9	DB8
-	-	-	-	PDIP	-	-	-

DB7	DB6	DB5	DB4	DB3	DB2	DB1	DB0
-	-	LOPC	AISC	HPRDIP C	HPRDIP S	HPRDIP P	UNEQP

DB0	UNEQP - High Order Path Un-equipped.
DB1	HPRDIPP - High Order Enhanced RDI-P
DB2	HPRDIPS - High Order Enhanced RDI-S
DB3	HPRDIPC - High Order Enhanced RDI-C
DB4	AISC - Concatenated AIS

DB5	LOPC - Concatenated LOP
DB6	Reserved
DB7	Reserved
DB8	Reserved
DB9	Reserved
DB10	Not used, always read as 0.
DB11	PDI-P - Payload Defect Indicator
DB12	Not used, always read as 0.
DB13	Not used, always read as 0.
DB14	Not used, always read as 0.
DB15	Not used, always read as 0.

OTNSummary Status Register

Provides summary alarm indications related to the OTN Signal

For related commands, see "STATus subsystem".

Example: STATus:OTNSummary:EVENT?

DB15	DB14	DB13	DB12	DB11	DB10	DB9	DB8
-	-	-	-	-	-	-	-

DB7	DB6	DB5	DB4	DB3	DB2	DB1	DB0
-	-	-	-	-	ODU	OTU	OTN

DB0	OTN Status Register Summary
DB1	OTU Status Register Summary
DB2	ODU Status Register Summary

8 Status Reporting

DB3	Not used, always read as 0.
DB4	Not used, always read as 0.
DB5	Not used, always read as 0.
DB6	Not used, always read as 0.
DB7	Not used, always read as 0.
DB8	Not used, always read as 0.
DB9	Not used, always read as 0.
DB10	Not used, always read as 0.
DB11	Not used, always read as 0.
DB12	Not used, always read as 0.
DB13	Not used, always read as 0.
DB14	Not used, always read as 0.
DB15	Not used, always read as 0.

OTN Status Register

Provides primary alarm indications related to the OTN Signal .

For related commands, see "STATus subsystem"

Example: STATus:OTN:EVENT?

DB15	DB14	DB13	DB12	DB11	DB10	DB9	DB8
-	-	-	-	-	-	-	-

DB7	DB6	DB5	DB4	DB3	DB2	DB1	DB0
-	-	FECOFF	LOM	OOM	OOF	LOF	-

DB0

Reserved.

DB1	LOF - Loss Of Frame
DB2	OOF - Out Of Frame
DB3	OOM - Out of Multiframe
DB4	LOM - Loss of Multiframe
DB5	FECOFF - FEC All Zeroes
DB6	Not used, always read as 0.
DB7	Not used, always read as 0.
DB8	Not used, always read as 0.
DB9	Not used, always read as 0.
DB10	Not used, always read as 0.
DB11	Not used, always read as 0.
DB12	Not used, always read as 0.
DB13	Not used, always read as 0.
DB14	Not used, always read as 0.
DB15	Not used, always read as 0.

OTUNit Status Register

Provides primary alarm indications related to the OTN OTU Signal .

For related commands, see STATUS subsystem

Example: STATUS:OTUNit:EVENT?

DB15	DB14	DB13	DB12	DB11	DB10	DB9	DB8
-	-	-	-	-	-	-	-
DB7	DB6	DB5	DB4	DB3	DB2	DB1	DB0

8 Status Reporting

-	-	-	-	-	IAE	BDI	AIS
---	---	---	---	---	-----	-----	-----

DB0	AIS - Alarm Indication Signal
DB1	BDI - Backwards Defect Indicator
DB2	IAE - Incoming Alignment Error
DB3	Not used, always read as 0.
DB4	Not used, always read as 0.
DB5	Not used, always read as 0.
DB6	Not used, always read as 0.
DB7	Not used, always read as 0.
DB8	Not used, always read as 0.
DB9	Not used, always read as 0.
DB10	Not used, always read as 0.
DB11	Not used, always read as 0.
DB12	Not used, always read as 0.
DB13	Not used, always read as 0.
DB14	Not used, always read as 0.
DB15	Not used, always read as 0.

ODUNit Status Register

Provides primary alarm indications related to the OTN ODU Signal .

For related commands, see STATus subsystem.

Example: STATus:ODUNit:EVENT?

DB15	DB14	DB13	DB12	DB11	DB10	DB9	DB8
-	-	-	-	-	-	-	-

DB7	DB6	DB5	DB4	DB3	DB2	DB1	DB0
-	-	-	-	LCK	OCI	BDI	AIS

DB0	AIS - Alarm Indication Signal
DB1	BDI - Backwards Defect Indicator
DB2	OCI - Open Connection Indication
DB3	LCK - Locked Indication
DB4	Not used, always read as 0.
DB5	Not used, always read as 0.
DB6	Not used, always read as 0.
DB7	Not used, always read as 0.
DB8	Not used, always read as 0.
DB9	Not used, always read as 0.
DB10	Not used, always read as 0.
DB11	Not used, always read as 0.
DB12	Not used, always read as 0.
DB13	Not used, always read as 0.
DB14	Not used, always read as 0.
DB15	Not used, always read as 0.

SPDH Status Register

Provides alarm indications related to the Structured PDH Signal .

For related commands, see "STATus subsystem".

Example: STATus:SPDH:EVENT?

8 Status Reporting

DB15	DB14	DB13	DB12	DB11	DB10	DB9	DB8
-	-	-	-	-	-	-	-

DB7	DB6	DB5	DB4	DB3	DB2	DB1	DB0
DS2	-	DS1	DS3	M2	M8	M34	M140

DB0	M140 - M140 Status register summary
DB1	M34 - M34 Status register summary
DB2	M8 - M8 Status register summary
DB3	M2 - M2 Status register summary
DB4	DS3 - DS3 Status register summary
DB5	DS1 - DS1 Status register summary
DB6	Reserved
DB7	DS2 - DS2 Status register summary
DB8	Reserved
DB9	Reserved
DB10	Reserved
DB11	Reserved
DB12	Reserved
DB13	Reserved
DB14	Reserved
DB15	Not used, always read as 0

M140 Status Register

Provides alarm indications related to the Structured PDH 140 Mb/s Signal .

For related commands, see "STATus subsystem".

Example: STATus:M140:EVENT?

DB15	DB14	DB13	DB12	DB11	DB10	DB9	DB8
-	-	-	-	MIN	RAI	-	-

DB7	DB6	DB5	DB4	DB3	DB2	DB1	DB0
-	-	AIS	-	-	-	LOF	-

- DB0 Reserved.
- DB1 LOF - Loss Of Frame
- DB2 Not used, always read as 0
- DB3 Not used, always read as 0
- DB4 Not used, always read as 0
- DB5 AIS - Alarm Indication Sequence
- DB6 Not used, always read as 0
- DB7 Not used, always read as 0
- DB8 Not used, always read as 0
- DB9 Not used, always read as 0
- DB10 RAI - Remote Alarm
- DB11 MIN - Minor Alarm
- DB12 Reserved.
- DB13 Reserved.

8 Status Reporting

DB14 Not used, always read as 0

DB15 Not used, always read as 0

M34 Status Register

Provides alarm indications related to the Structured PDH 34 Mb/s Signal .

For related commands, see "STATus subsystem".

Example: STATus:M34:EVENT?

DB15	DB14	DB13	DB12	DB11	DB10	DB9	DB8
-	-	-	-	MIN	RAI	-	-

DB7	DB6	DB5	DB4	DB3	DB2	DB1	DB0
-	-	AIS	-	-	-	LOF	-

DB0 Reserved.

DB1 LOF - Loss Of Frame

DB2 Not used, always read as 0

DB3 Not used, always read as 0

DB4 Not used, always read as 0

DB5 AIS - Alarm Indication Sequence

DB6 Not used, always read as 0

DB7 Not used, always read as 0

DB8 Not used, always read as 0

DB9 Not used, always read as 0

DB10 RAI - Remote Alarm

DB11 MIN - Minor Alarm

DB12	Reserved.
DB13	Reserved.
DB14	Not used, always read as 0
DB15	Not used, always read as 0

M8 Status Register

Provides alarm indications related to the Structured PDH 8 Mb/s Signal .

For related commands, see "STATus subsystem.

Example: STATus:M8:EVENT?

DB15	DB14	DB13	DB12	DB11	DB10	DB9	DB8
-	-	-	-	MIN	RAI	-	-

DB7	DB6	DB5	DB4	DB3	DB2	DB1	DB0
-	-	AIS	-	-	-	LOF	-

DB0	Reserved.
DB1	LOF - Loss Of Frame
DB2	Not used, always read as 0
DB3	Not used, always read as 0
DB4	Not used, always read as 0
DB5	AIS - Alarm Indication Sequence
DB6	Not used, always read as 0
DB7	Not used, always read as 0
DB8	Not used, always read as 0
DB9	Not used, always read as 0

8 Status Reporting

DB10	RAI - Remote Alarm
DB11	MIN - Minor Alarm
DB12	Not used, always read as 0
DB13	Not used, always read as 0
DB14	Not used, always read as 0
DB15	Not used, always read as 0

M2 Status Register

Provides alarm indications related to the Structured PDH 2 Mb/s Signal .

For related commands, see "STATUS subsystem".

Example: STATUS:M2:EVENT?

DB15	DB14	DB13	DB12	DB11	DB10	DB9	DB8
-	-	-	-	MIN	RAI	-	-

DB7	DB6	DB5	DB4	DB3	DB2	DB1	DB0
-	-	AIS	-	CAS	RMFR	LOF	-

DB0	Reserved.
DB1	LOF - Loss Of Frame
DB2	RMFR - Remote Multiframe Alarm.
DB3	CAS - CAS Multiframe Loss
DB4	Reserved.
DB5	AIS - Alarm Indication Sequence
DB6	Not used, always read as 0
DB7	Not used, always read as 0

DB8	Not used, always read as 0
DB9	Not used, always read as 0
DB10	RAI - Remote Alarm
DB11	MIN - Minor Alarm
DB12	Not used, always read as 0
DB13	Not used, always read as 0
DB14	Not used, always read as 0
DB15	Not used, always read as 0

DS3 Status Register

Provides alarm indications related to the T-Carrier DS3 Signal

For related commands, see "STATus subsystem".

Example: STATus:DS3:EVENT?

DB15	DB14	DB13	DB12	DB11	DB10	DB9	DB8
-	FMM	IDLE	EXZ	-	RAI	-	-

DB7	DB6	DB5	DB4	DB3	DB2	DB1	DB0
-	-	AIS	MFM	-	OOF	-	-

DB0	Reserved.
DB1	Not used, always read as 0
DB2	OOF - Out Of Frame
DB3	Not used, always read as 0
DB4	MFM - Multiframe Loss
DB5	AIS - Alarm Indication Sequence

8 Status Reporting

DB6	Not used, always read as 0
DB7	Not used, always read as 0
DB8	Reserved.
DB9	Reserved.
DB10	RAI - Remote Alarm. (FERF)
DB11	Not used, always read as 0
DB12	EXZ - Excess Zeros
DB13	IDLE - Idle
DB14	FMM - Frame Mismatch
DB15	Not used, always read as 0

DS2 Status Register

Provides alarm indications related to the T-Carrier DS2 Signal

For related commands, see "STATUS subsystem".

Example: STATUS:DS2:EVENT3F

DB15	DB14	DB13	DB12	DB11	DB10	DB9	DB8
-	-	-	-	-	-	-	-

DB7	DB6	DB5	DB4	DB3	DB2	DB1	DB0
-	-	-	-	-	00F	-	-

DB0	Not used, always read as 0
DB1	Not used, always read as 0
DB2	00F - Out Of Frame
DB3	Not used, always read as 0

DB4	Not used, always read as 0
DB5	Not used, always read as 0
DB6	Not used, always read as 0
DB7	Not used, always read as 0
DB8	Not used, always read as 0
DB9	Not used, always read as 0
DB10	Not used, always read as 0
DB11	Not used, always read as 0
DB12	Not used, always read as 0
DB13	Not used, always read as 0
DB14	Not used, always read as 0
DB15	Not used, always read as 0

DS1 Status Register

Provides alarm indications related to the T-Carrier DS1 Signal

For related commands, see "STATus subsystem".

Example: STATus:DS1:EVENT?

DB15	DB14	DB13	DB12	DB11	DB10	DB9	DB8
LPDN	LPUP	IDLE	EXZ	-	RAI	-	-

DB7	DB6	DB5	DB4	DB3	DB2	DB1	DB0
-	-	AIS	-	-	OOF	-	-

DB0	Reserved.
DB1	Not used, always read as 0

8 Status Reporting

DB2	OOF - Out Of Frame
DB3	Not used, always read as 0
DB4	Not used, always read as 0
DB5	AIS - Alarm Indication Sequence
DB6	Not used, always read as 0
DB7	Not used, always read as 0
DB8	Not used, always read as 0
DB9	Not used, always read as 0
DB10	RAI - Remote Alarm. (FERF).
DB11	Not used, always read as 0
DB12	EXZ - Excess Zeros
DB13	IDLE - Idle
DB14	DS1 Inband Loop Up code detected
DB15	DS1 Inband Loop Down code detected

PMASk Status Register

Provides alarm indications related to the Pulse Capture and mask comparison feature.

For related commands, see "STATus subsystem".

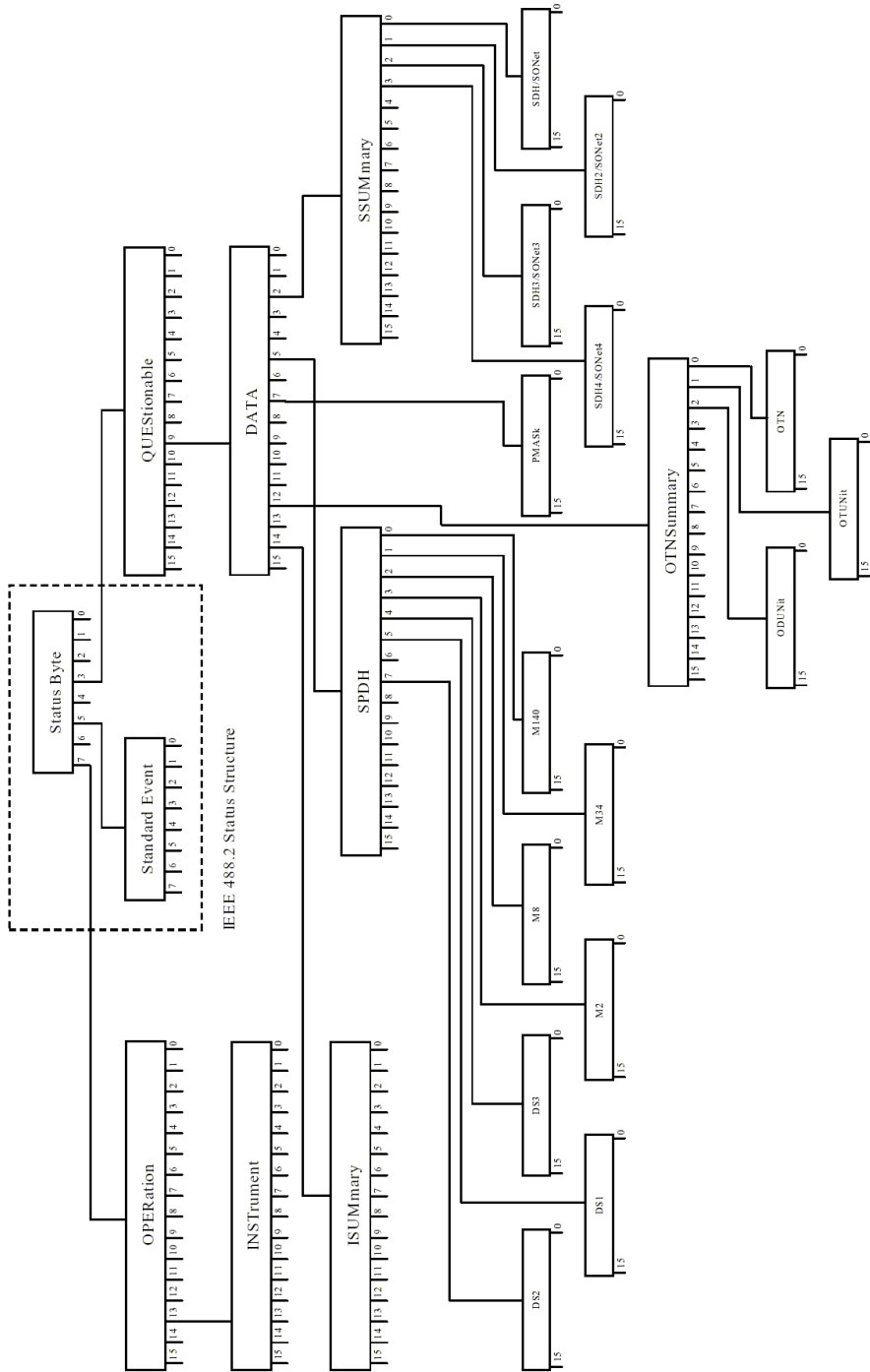
Example: STATus:PMASk:EVENT?

DB15	DB14	DB13	DB12	DB11	DB10	DB9	DB8
-	-	-	-	-	-	-	-

DB7	DB6	DB5	DB4	DB3	DB2	DB1	DB0
-	-	-	-	PNEG	PPOS	PCM	PCT

DB0	PCT - Pulse capture timeout
DB1	PCM - Pulse capture and pulse fitting complete
DB2	PPOS - Successful positive pulse fit, (wait for PCM)
DB3	PNEG - Successful negative pulse fit, (wait for PCM)
DB4	Not used, always read as 0
DB5	Not used, always read as 0
DB6	Not used, always read as 0
DB7	Not used, always read as 0
DB8	Not used, always read as 0
DB9	Not used, always read as 0
DB10	Not used, always read as 0
DB11	Not used, always read as 0
DB12	Not used, always read as 0
DB13	Not used, always read as 0
DB14	Not used, always read as 0
DB15	Not used, always read as 0

Status Register Hierarchy



Programmed Status Reporting

When a condition is detected, a summary bit is generated by the Status Register which detects the condition. This summary bit, in most cases, passes through other Status Registers before affecting the Status Byte. These other Status Registers also generate a summary bit. By setting the Event Enable Register mask in all registers in the chain, the status condition can be reported.


When implementing Status reporting into your programming, consider the following with reference to the Status Registers Relationship diagram in the "Status Register Hierarchy".

Programming Interrupts

1) Define which conditions you want reported. To do this, set the Event Enable Register mask of the Status Register that first detects the defined conditions. Set the Event Enable Register mask of all subsequent Status Registers between the reporting Status Register and the Status Byte. Using an example from the SDH Status Register:

LOS + LOF

:STAT:SDH:ENAB 3	Set the SDH event enable register to summarize for LOF(2) + LOS (1)
:STAT:SDH:PTR 3;NTR 0	Transition filter passes positive transitions bits 0 and 1.
:STAT:DATA:ENAB 4	Set the DATA event enable register to summarize for SDH(4)
:STAT:DATA:PTR 4;NTR 0	Transition filter passes positive transitions bit 2.
:STAT:QUES:ENAB 512	Set the QUES event enable register to summarize for DATA(512)
:STAT:QUES:PTR 512;NTR 0	Transition filter passes positive transitions bit 9.



9

General Information

SCPI Overview 423

GPIB Universal Commands 424

This chapter contains general remote control information. In particular, the background of SCPI and GPIB meta messages.



SCPI Overview

Standard Commands for Programmable Instruments (SCPI) is a standard of the SCPI Consortium (<http://www.scpiconsortium.org>) that provides guidelines for remote programming commands for instruments. The goal of SCPI is to reduce Automatic Test Equipment (ATE) program development time. It accomplishes this by providing a consistent programming environment for instrument control and data usage. This programming environment uses defined programming messages, instrument responses, and data formats across all SCPI instruments, regardless of manufacturer.

SCPI is based on two IEEE standards:

- ANSI/IEEE Standard 488.1-1987, IEEE Standard Digital Interface for Programmable Instrumentation
- ANSI/IEEE Standard 488.2-1987, IEEE Standard Codes, Formats, Protocols, and Common Commands. For use with ANSI/IEEE Standard 488.1-1987, IEEE Standard Digital Interface for Programmable Instrumentation

GPIB Universal Commands

The Required Commands perform the most basic remote functions over GPIB and are common to all GPIB controllable instruments. They are hardwired via the cabling present in the GPIB connection and are often referred to as meta-messages. The commands are as follows:-

- DEVICE CLEAR
- SERIAL POLL
- REMOTE ENABLE
- LOCAL LOCKOUT
- GO TO LOCAL

Device Clear (CLEAR)

This command will initialize the instrument GPIB hardware.

The command format using HP 200/300 Series Basic, for example is:

CLEAR 705 (where 7 is the Bus I/O select code and 05 is the device address).

Serial Poll (SPOLL)

A serial poll will retrieve the value of the primary status byte. This byte contains useful information about the current state of the instrument.

for example:

SPOLL(705) (where 7 is the Bus I/O select code and 05 is the device address).

Remote Enable (REMOTE)

This command instructs the instrument to enter the REMOTE state and be ready to accept configuration commands.

An example command using some forms of the Basic programming language is:

REMOTE (705)

Local Lockout (LOCAL LOCKOUT)


This command is not implemented in the instrument at this time.

Local (LOCAL)

The Local command returns the instrument from Remote operation to local front panel control. Once received, the instrument will only respond to query commands.

An example command using some forms of the Basic programming language is:

```
LOCAL 705
```

10

Backwards Compatibility

Backwards Compatibility	429
Commands Provided for Backward Compatibility	432
Results Provided for Backward Compatibility	489
Backwards Compatibility of STATUS commands	492
OmniBER 718 Features/Commands Not Supported	497
OmniBER 718 SENSE:DATA Results Not Supported	501
OmniBER 718 features with no SCPI support	503
Workarounds for Incompatible OmniBER 718 Commands	505
Workarounds for Incompatible OmniBER 718 SENSE:DATA Results	508



Backwards Compatibility

When developing test programs for the OmniBER OTN, it is possible to reduce development time by adapting existing test programs you may have written for the OmniBER 718. This chapter documents the compatibility of the SCPI (Standard Commands for Programmable Instruments) commands between the OmniBER OTN and the OmniBER 718.

Please refer to the preceding chapters for information on SCPI command formats and for a list of commands for the OmniBER OTN.

Please also refer to the OmniBER 718 Remote Control manual for information on the SCPI commands supported by that product.

There is a high degree of functional compatibility between the SCPI commands supported by the OmniBER OTN and OmniBER 718. That is to say, for features supported in both products, e.g. BER testing at 2.5 Gb/s, most commands are identical.

However, due to differences in functionality there are some differences in the operation and the inter-dependencies of commands. When reviewing commands used with OmniBER 718 instrument for reuse with the OmniBER OTN you are encouraged to migrate to the new, 'preferred', commands (This will minimize future compatibility issues with test programs).

Commands listed in this chapter as being provided for backwards compatibility may not be provided in future versions of the OmniBER OTN. When using commands that are provided for backward compatibility consideration should be given to the secondary effects of these commands, such as default values or stored settings of associated functionality. The secondary effects may differ from instrument model to model so should not be relied upon.

NOTE

The use of "|" throughout this Manual to indicate node or parameter aliasing. For example, SOURCE:DATA:TELEcom:SDH|SONet:PAYLoad

This chapter is structured as follows

1. Commands Provided for Backward Compatibility

These are commands which are identical to the OmniBER 718 command, but have been added to the OmniBER OTN command set to make the OTN compatible.

Under each command there will be one or more, slightly different, 'preferred' command(s) in the OmniBER OTN that will perform the same function. These 'preferred' commands should be used for any future development. Also under each command, the 'Limitations' subheading will identify any restrictions relevant to the existing instrument functionality. Further information regarding any missing or unsupported parameters should be obtained from the instrument specifications.

2. Results Provided for Backward Compatibility

These are results which are identical to the OmniBER 718 :SENSe:DATA? results, but have been added to the OmniBER OTN :SENSe:DATA? results set to make the OTN compatible.

3. OmniBER 718 Features/Commands Not Supported

This section lists OmniBER 718 commands for features, and therefore SCPI commands, which are NOT supported in the OmniBER OTN e.g. ATM and POS.

4. Backwards Compatibility of STATus commands

This section details the compatibility of the STATus subsystem.

5. OmniBER 718 SENSe:DATA Results Not Supported

This section lists OmniBER 718 SENSE:DATA? results which are NOT supported in the OmniBER OTN e.g. ATM and POS results.

6. OmniBER 718 features with no SCPI support

Commands for features supported in both instruments but NO SCPI support in OmniBER OTN.

7. Workarounds for Incompatible OmniBER 718 Commands

Commands for which there is a workaround in the OmniBER OTN. For example, some commands are common between the two instruments but support different parameters. In these instances there is usually (at least) one parameter which is also common.

8. Workarounds for Incompatible OmniBER 718 SENSE:DATA Results

:SENSE:DATA? results for which there is a workaround in the OmniBER OTN. For example, some results are similar between the two instruments but have differences in the measurement or calculation methods.

Commands Provided for Backward Compatibility

For parameter details of the backward compatible commands please refer to the SCPI manual for your OmniBER 718 instrument.

For longer-term support it is recommended that the preferred commands belonging to the command set of your OmniBER OTN be used where possible.

As a result of changes to international standards and functional differences between the OmniBER OTN and the OmniBER 718 instruments, some parameter values for older commands may be unavailable in the OmniBER OTN and visa-versa. Please refer to the appropriate instrument manuals to determine the functionality available.

In addition, some SCPI commands provided in the OmniBER OTN reuse a command header from earlier OmniBER 718 but have a limited functional or parameter overlap. Where practical, backwards compatibility has been provided. Again, the preferred commands or parameter values are recommended for future use.

:FETCh

:FETCh:....SDH|SONet:TRIButary:..?

Limitations:

Preferred: This nodename alias is universal throughout this manual.
:FETCh:....SDH:TU:... or
:FETCh:....SONet:VT:...

See also:

:FETCh:ARRAy:DATA:TELEcom:SDH|SONet:OVERhead?
<numeric>,<numeric>,<numeric>

10 Backwards Compatibility

Limitations:

Preferred: :SENSe:DATA:TELEcom:SDH | SONet:
OVERhead:CHANnel
:FETCh:ARRay:DATA:TELECOM:SDH |
SONet:OVERhead:DATA?

See also:

:FETCh:ARRay:DATA:TELEcom:SDH | SONet:POVerhead? <numeric>

Limitations:

Preferred: :FETCh:ARRay:DATA:TELECOM:SDH |
SONet:POVerhead:DATA?

See also:

:FETCh:SCALar:DATA:TELEcom:SDH | SONet:OVERhead?
<numeric>,<numeric>,<discrete>

Limitations:

Preferred: :SENSe:DATA:TELEcom:SDH | SONet:
OVERhead:CHANnel
:FETCh:SCALar:DATA:TELECOM:SDH
| SONet:OVERhead:DATA?

See also:

:FETCh:SCALar:DATA:TELEcom:SDH | SONet:POVerhead? <discrete>

Limitations:

Preferred: :FETCh:SCALAr:DATA:TELECOM:SDH
|SONet:POVerhead:DATA?

See also:

:FETCh:SCALAr:DATA:TELEcom:SDH|SONet:TRIButary:POVerhead:SLAbel

Limitations:

Preferred: :FETCh:SCALAr:DATA:TELECOM:SDH
|SONet:POVerhead:DATA?

See also:

:FETCh:STRing:DATA:TELEcom:SDH|SONet:K1?

Limitations:

Preferred: :FETCh:SCALAr:DATA:TELEcom:SDH|
SONet:OVERhead:K1?

See also:

:FETCh:STRing:DATA:TELEcom:SDH|SONet:K2?

Limitations:

Preferred: :FETCh:SCALAr:DATA:TELEcom:SDH|
SONet:OVERhead:K2?

See also:

:FETCh:STRing:DATA:TELEcom:SDH|SONet:S1?

Limitations:

Preferred: :FETCh:SCALAr:DATA:TELEcom:SDH | SONet:OVERhead:S1?

See also:

:INPut:TELEcom

:INPut:TELEcom:OC3|OPT1:INTErface <discrete>

:INPut:TELEcom:OC12|OPT4:INTErface <discrete>

:INPut:TELEcom:OC48|OPT16:INTErface <discrete>

Limitations: Also affects interface state of other OCn or OPTn types

Parameter values not supported
MONitor

Preferred: :INPut:TELEcom:INTErface

See also:

This command is queryable using the standard query method.

:INPut:TELEcom:OC3|OPT1:RATE <discrete>

:INPut:TELEcom:OC12|OPT4:RATE <discrete>

:INPut:TELEcom:OC48|OPT16:RATE <discrete>

Limitations: Also affects the line rate of other OCn or OPTn types

Preferred: :SENSe:DATA:TELEcom:SDH | SONet:

RATE

See also:

This command is querable using the standard query method.

:INPut:TELEcom:SDH|SONet:GAIN <discrete>

Limitations:

Preferred: :INPut:TELEcom:GAIN

See also:

This command is querable using the standard query method.

:INPut:TELEcom:SDH|SONet:LEVel <discrete>

Limitations:

Preferred: :INPut:TELEcom:LEVel

See also:

This command is querable using the standard query method.

:INPut:TELEcom:SPDH:INSert:CODE <discrete>

Limitations:

Preferred: :INPut:TELEcom:SPDH:TSIGnal:PAYLo
ad:CODE

See also:

The corresponding queries return the drop and insert line code in discrete form.

:INPut:TELEcom:SPDH:BALance <discrete>

Limitations:

Preferred: :INPut:TELeCom:TERMination

See also:

This command is querable using the standard query method.

:INSTrument

:INSTrument:COUPle <discrete>

Limitations: Supported parameter values: Old
RTTX, Preferred TXRX
Old TTRX, Preferred RXTX

Preferred:

See also:

:OUTPut:TELeCom

:OUTPut:TELeCom:OC3|OPT1:RATE <discrete>

:OUTPut:TELeCom:OC12|OPT4:RATE <discrete>

:OUTPut:TELeCom:OC48|OPT16:RATE <discrete>

:OUTPut:TELeCom:SDH|SONet:RATE <discrete>

Limitations: Also affects the line rate of other OCn
or OPTn types

Preferred: :SOURce:DATA:TELeCom:SDH|SONet
:RATE

See also:

This command is querable using the standard query method.

:OUTPut:TELEcom:SPDH:RATE <discrete>

Limitations: Affects the line rate of all SPDH types

Preferred: :SOURce:DATA:TELEcom:SPDH:RATE

See also:

This command is querable using the standard query method.

:OUTPut:TELEcom:OC3|OPT1:LASer <boolean>

:OUTPut:TELEcom:OC12|OPT4:LASer <boolean>

:OUTPut:TELEcom:OC48|OPT16:LASer <boolean>

Limitations: Affects the LASer state of all OCn and
OPTn types

Preferred: :OUTPut:TELEcom:LASer

See also:

This command is querable using the standard query method.

:OUTPut:TELEcom:OC3|OPT1:WAVelength <discrete>

:OUTPut:TELEcom:OC12|OPT4: WAVelength <discrete>

:OUTPut:TELEcom:OC48|OPT16: WAVelength <discrete>

Limitations: Affects the wavelength of all OCn and
OPTn types

10 Backwards Compatibility

Preferred: `:OUTPut:TELEcom:WAVelength`

See also:

This command is querable using the standard query method.

`:OUTPut:TELEcom:SPDH:CODE <discrete>`

Limitations: Affects the line code of all SPDH types

Preferred: `:OUTPut:TELEcom:CODE`

See also:

This command is querable using the standard query method.

`:OUTPut:TELEcom:SPDH:DROP:CODE <discrete>`

Limitations:

Preferred: `:OUTPut:TELEcom:SPDH:TSIGnal:PAY
Load:CODE`

See also:

The corresponding queries return the drop and insert line code in discrete form.

`:OUTPut:TELEcom:SPDH:LEVel <discrete>`

Limitations:

Preferred: `:OUTPut:TELEcom:LEVel`

See also:

This command is querable using the standard query method.

:OUTPut:TELEcom:SPDH:BALance <discrete>

Limitations:

Preferred: :OUTPut:TELEcom:TERMination

See also:

This command is querable using the standard query method.

:SOURce:CLOCK

:SOURce:CLOCK:SDH|SONet:FOFFset:OFFSet <numeric><suffix>

Limitations: Default suffix now PPM, ratio no longer supported

Preferred: :SOURce:CLOCK:SDH|SONet:FOFFset:OFFSet <numeric>

See also:

This command is querable using the standard query method.

:SOURce:CLOCK:SDH|SONet:FORMat <discrete>

Limitations: Also affects the setting of clock format

Parameter values not supported: K64

Preferred: :SOURce:CLOCK:FORMat <discrete>

See also:

This command is querable using the standard query method.

:SOURce:CLOCK:SDH|SONet:SOURce <discrete>

Limitations: Affects the settings for all clock sources, not just SDH | SONET

Parameter values not supported:
RMON0 | RMN1 | RMON1 | RMN3 |
RMON4 | RMN12

Preferred: :SOURce:CLOCK:SOURce
:SOURce:CLOCK:RECovered

See also:

This command is querable using the standard query method.

:SOURce:CLOCK:SPDH:SOURce <discrete>

Limitations: Affects the settings for all clock sources, not just SPDH.

Preferred: :SOURce:CLOCK:SOURce
:SOURce:CLOCK:RECovered

See also:

This command is querable using the standard query method.

:SOURce:CLOCK:SPDH:FORMat <discrete>

Limitations: Affects the settings for all clock sources, not just SPDH.

Preferred: :SOURce:CLOCK:FORMat

See also:

This command is querable using the standard query method.

```
:SOURce:CLOCK:SPDH:M2|M8|M34|M140|DS3|DS1:FOFFSet <discrete>
```

Limitations: All commands affect the same clock offset

Parameter values not supported:
PMAx, NMAx

Preferred: :SOURce:CLOCK:SPDH:FOFFset

See also:

This command is querable using the standard query method.

```
:SOURce:CLOCK:SPDH:M2|M8|M34|M140|DS3|DS1:FOFFSet:OFFSet  
<numeric>
```

Limitations: All commands affect the same clock offset

Preferred: :SOURce:CLOCK:SPDH:FOFFset:OFFSet

See also:

This command is querable using the standard query method.

:SOURce:DATA:TELeom

```
:SOURce:DATA:TELeom:TFUNction<discrete>
```

Limitations: Parameter values not supported PDH-Payload | ATM | POS

Values accepted but perform no func-

tion PDH | SDH | SONet | SDISrup-
tion

Preferred: :SOURce:DATA:TELEcom:TFUNction:D
ISable
Test Function selection commands

See also: :SOURce:DATA:TELEcom:SONet:ALA
Rm
:SOURce:DATA:TELEcom:SONet:ERRo
r:TYPE
:SOURce:DATA:TELEcom:SONet:MSP
Messages:...
:SOURce:DATA:TELEcom:SONet:POIN
ter:...

:SOURce:DATA:TELEcom:SOURce <discrete>

Limitations:

Preferred: :SOURce:DATA:TEL:SDH | SONet:MOD
E
:SOURce:DATA:TEL:SDH | SONet:RAT
E
:OUTPut:TELEcom:INTerface

See also:

:SOURce:DATA:TELEcom:SDH | SONet

:SOURce:DATA:TELEcom:SDH | SONet:TRIButary:...

Limitations:

Preferred: This nodename change is universal throughout this manual.
 :SOURCE:DATA:TELEcom:SDH:TU:...
 :SOURCE:DATA:TELEcom:SONet:VT:...

See also:

This command is querable using the standard query method.

Alarm and Error Generation

:SOURCE:DATA:TELEcom:SDH|SONet:ALARm <discrete>

Limitations:

Preferred: :SOURCE:DATA:TELEcom:ALARm
 :SOURCE:DATA:TELEcom:SDH|SONet
 :ALARm:...

See also:

This command is querable using the standard query method.

:SOURCE:DATA:TELEcom:SDH:ALARm:SOOFrame

Limitations:

Affects
 :SOURCE:DATA:TELEcom:SDH:ALARm
 settings

Preferred:

:SOURCE:DATA:TELEcom:SDH:ALARm
 OOF
 :SOURCE:DATA:TELEcom:SDH:ALARm
 :STRes:TYPE:SINGle
 :SOURCE:DATA:TELEcom:SDH:ALARm
 :STRes:SINGle

See also:

:SOURCE:DATA:TELEcom:SDH:ALARm

:SOURCE:DATA:TELEcom:SONet:ALARm:SSEFrame

Limitations: Affects
:SOURCE:DATA:TELEcom:SONet:ALARm settings

Preferred: :SOURCE:DATA:TELEcom:SONet:ALARm SEF
:SOURCE:DATA:TELEcom:SDH:ALARm
:STRESS:TYPE:SINGLE
:SOURCE:DATA:TELEcom:SDH:ALARm
:STRESS:SINGLE

See also: :SOURCE:DATA:TELEcom:SONet:ALARm

:SOURCE:DATA:TELEcom:SDH|SONet:ALARm:HERDi

Limitations:

Preferred: SOURCE:DATA:TELEcom:SDH|SONet:ALARm:PATH

See also: :SOURCE:DATA:TELEcom:SONet:ALARm

:SOURCE:DATA:TELEcom:SDH:ERROR:MSPThreshold:EINterval <discrete>

Limitations:

Preferred: :SOURCE:DATA:TELEcom:SDH:ERROR:ASPTreshold:EINterval

See also:

This command is queryable using the standard query method.

:SOURce:DATA:TELEcom:SDH:ERRor:MSPThreshold:NERRors <numeric>

Limitations:

Preferred: :SOURce:DATA:TELEcom:SDH:ERRor:
ASPTThreshold:NERRors

See also:

This command is queryable using the standard query method.

:SOURce:DATA:TELEcom:SDH|SONet:ERRor:RATE <discrete>

Limitations: Parameter value not supported: ONCE

Preferred: :SOURce:DATA:TELEcom:ERRor:SINGI
e

See also:

:SOURce:DATA:TELEcom:SDH|SONet:ERRor:TYPE <discrete>

Limitations:

Preferred: :SOURce:DATA:TELEcom:SDH:ERRor:
GROup
:SOURce:DATA:TELEcom:SDH:ERRor:
SECTIon
:SOURce:DATA:TELEcom:SDH:ERRor:
PATH
:SOURce:DATA:TELEcom:SDH:ERRor:
TCM
:SOURce:DATA:TELEcom:SDH:ERRor:

PATtern
:SOURce:DATA:TELEcom:SDH:ERRor:
PDH
:SOURce:DATA:TELEcom:SDH:ERRor:
DSN

See also:

This command is querable using the standard query method.

:SOURce:DATA:TELEcom:SDH|SONet:PDHPayload:ERRor:TYPE <discrete>

Limitations: Affects error type for all payloads
Preferred: :SOURce:DATA:TELEcom:SPDH:ERRor
:...

See also:

This command is querable using the standard query method.

:SOURce:DATA:TELEcom:SDH|SONet:PDHPayload:ERRor:RATE <discrete>

Limitations: Affects error rate for all payloads.
Parameter value not supported -
ONCE
Preferred: :SOURce:DATA:TELEcom:SDH|SONet
:ERRor:RATE
:SOURce:DATA:TELEcom:SDH|SONet
:ERRor:RATE:USER:ACTion
:SOURce:DATA:TELEcom:ERRor:SINGI
e

See also:

This command is querable using the standard query method.

:SOURce:DATA:TELEcom:SDH|SONet:PDHPayload:ERRor:RATE:USER
<numeric>

Limitations: Affects user error rate for all payloads

Preferred: :SOURce:DATA:TELEcom:SDH|SONet
:ERRor:RATE:USER
:SOURce:DATA:TELEcom:SDH|SONet
:ERRor:RATE:USER:ACTIon

See also:

This command is queryable using the standard query method.

Background

:SOURce:DATA:TELEcom:SDH:AU3|AU4|AU4C:BACKground <discrete>

Limitations: Affects the background for all AU &
STS types,

Preferred: :SOURce:DATA:TELEcom:SDH:AU:BA
CKground

See also:

This command is queryable using the standard query method.

:SOURce:DATA:TELEcom:SONet:STS3|STS12c:BACKground <discrete>

Limitations: Affects the background for all STS &
AU types,

Preferred: :SOURce:DATA:TELEcom:SONet:STS1
:BACKground

See also:

This command is queryable using the standard query method.

`:SOURce:DATA:TELEcom:SDH|SONet:PRIMary:BACKground:PAYLoad:PATtern
<discrete>`

Limitations: Parameter alias P1100 | B1100, so query always returns B1100

Preferred: `:SOURce:DATA:TELEcom:SDH|SONet
:TU|VT:BACKground:PAYLoad:PATte
rn`

See also:

This command is queryable using the standard query method.

`:SOURce:DATA:TELEcom:SDH:TUG3:BACKground:PAYLoad:PATtern:UWORD
<numeric>, <string>`

Limitations: Return type always <numeric>

Preferred: `:SOURce:DATA:TELEcom:SDH:TUG3:B
ACKground:PAYLoad:PATtern:USER`

See also:

This command is queryable using the standard query method.

Mapping

`:SOURce:DATA:TELEcom:SDH:AU4 <numeric>`

Limitations:

Preferred: `:SOURce and
SENSe:DATA:TELEcom:SDH:AUG1
:SOURce and
SENSe:DATA:TELEcom:SDH:AUG4`

See also:

This command is querable using the standard query method.

:SOURce:DATA:TELEcom:SDH:AU4C <numeric>

Limitations:

Preferred: :SOURce:DATA:TELEcom:SDH:AUG4

See also:

This command is querable using the standard query method.

:SOURce:DATA:TELEcom:SONet:STS12c <numeric>

Limitations:

Preferred: :SOURce:DATA:TELEcom:SONet:STS3

See also:

This command is querable using the standard query method.

:SOURce:DATA:TELEcom:SDH|SONet:MAPPING <discrete>

Limitations: Parameter values not supported: ATM
| IPOS

Preferred: :SOURce:DATA:TELEcom:SDH|SONet
:PAYLoad

See also:

:SOURce:DATA:TELEcom:SDH|SONet:PAYLoad

:SOURce:DATA:TELEcom:SDH|SONet:TRIButary <numeric>

Limitations:

10 Backwards Compatibility

Preferred: :SOURCE:DATA:TELEcom:SDH|SONet
:TU|VT

See also:

This command is querable using the standard query method.

:SOURCE:DATA:TELEcom:SDH|SONet:TRIButary:MAPPING <discrete>

Limitations:

Preferred: :SOURCE:DATA:TELEcom:SDH|SONet
:PAYLoad

See also:

This command is querable using the standard query method.

MSP (APS) Messages

:SOURCE:DATA:TELEcom:SDH:MSPMessages:...

Limitations:

Preferred: :SOURCE:DATA:TELEcom:SDH:APSMessages:...

See also:

The corresponding queries are also so adjusted.

:SOURCE:DATA:TELEcom:SDH|SONet:MSPMessages|APSMessages :BRIDGE <string>

Limitations: Return type always <numeric>

Preferred: :SOURCE:DATA:TELEcom:SDH|SONet
:APSMessages:BRIDGE <numeric>

See also:

This command is querable using the standard query method.

```
:SOURce:DATA:TELEcom:SDH|SONet:MSPMessages|APSMessages:DNODE
<string>
```

Limitations: Return type always <numeric>

Preferred: :SOURce:DATA:TELEcom:SDH|SONet
:APSMessages:DNODE <numeric>

See also:

This command is querable using the standard query method.

```
:SOURce:DATA:TELEcom:SDH|SONet:MSPMessages|APSMessages:SCODE
<discrete>
```

Limitations: Return type always <numeric>

Preferred: :SOURce:DATA:TELEcom:SDH|SONet
:APSMessages:SCODE <numeric>

See also:

This command is querable using the standard query method.

```
:SOURce:DATA:TELEcom:SDH|SONet:MSPMessages|APSMessages:SNODE
<string>
```

Limitations: Return type always <numeric>

Preferred: :SOURce:DATA:TELEcom:SDH|SONet
:APSMessages:SNODE <numeric>

See also:

This command is querable using the standard query method.

Overhead

:SOURCE:DATA:TELEcom:SDH|SONet:OVERhead:DATA
<numeric>,<numeric>,<discrete>,<string>

Limitations: New query return type is <numeric>
Preferred: :SOURCE:DATA:TELEcom:SDH|SONet
:OVERhead:DATA <numeric>,
<numeric>,<discrete>,<numeric>

See also:

This command is querable using the standard query method.

:SOURCE:DATA:TELEcom:SDH|SONet:OVERhead:DATA:HEXadecimal
<numeric>,<numeric>,<discrete>,<string>

Limitations:
Preferred: :SOURCE:DATA:TELEcom:SDH|SONet
:OVERhead:DATA

See also:

This command is querable using the standard query method.

:SOURCE:DATA:TELEcom:SDH|SONet:OVERhead:J0 <string>

Limitations:
Preferred: :SOURCE:DATA:TELEcom:SDH|SONet
:OVERhead:J0:PATtern:B16Crc

See also:

This command is querable using the standard query method.

:SOURCE:DATA:TELEcom:SDH|SONet:OVERhead:J0:HEXadecimal?

Limitations:

Preferred: :SOURCE:DATA:TELEcom:SDH:OVERhead:J0:PATTERN:Array?

See also:

:SOURCE:DATA:TELEcom:SDH|SONet:OVERhead:J0:PATTERN <discrete>

Limitations: Older parameter value not supported
TEST
Older parameter value supported
USER
New parameter value preferred
B16Crc

Preferred:

See also:

This command is queryable using the standard query method.

:SOURCE:DATA:TELEcom:SDH|SONet:OVERhead:SBYTE <discrete>

Limitations: Query always returns new parameter values.

Preferred: New preferred parameters SSUA, SSUB, SETS

See also:

This command is queryable using the standard query method.

Payload

:SOURce:DATA:TELEcom:SDH|SONet:PAYLoad <discrete>

Limitations:	Parameter values not recommended: TU3 TU12 M2 TU2 TU11 DS1
Preferred:	:SOURce:DATA:TELEcom:SDH SONet :PAYLoad :SOURce:DATA:TELEcom:SDH SONet :VT TU:TYPE

See also:

This command is querable using the standard query method.

:SOURce:DATA:TELEcom:SDH|SONet:PAYLoad:OFFSet <numeric> <suffix>

Limitations:	Suffix no longer supported.
Preferred:	Same command, no suffix.
See also:	:SOURce:DATA:TELEcom:SDH SONet :PAYLoad:FOFFset

This command is querable using the standard query method.

:SOURce:DATA:TELEcom:SDH|SONet:PAYLoad:PATtern <discrete>

Limitations:	Affects all Payload Patterns not just SDH and SONet
Preferred:	:SOURce:DATA:TELEcom:PATtern:TY Pe :SOURce:DATA:TELEcom:PATtern:TY

```

Pe:PRBS
:SOURce:DATA:TELEcom:PATtern:TY
Pe:WORD
:SOURce:DATA:TELEcom:PATtern:TY
Pe:WORD:PRESet

```

See also:

This command is querable using the standard query method.

```
:SOURce:DATA:TELEcom:SDH|SONet:PAYLoad:STRucture<discrete>
```

Limitations:

```

Preferred:           :SOURce:DATA:TELEcom:SPDH:PAYL
                    oad:STRucture

```

See also:

This command is querable using the standard query method.

```
:SOURce:DATA:TELEcom:SDH|SONet:PAYLoad:TYPE <discrete>
```

Limitations:

```

Preferred:           :SOURce:DATA:TELEcom:SPDH:PAYL
                    oad:FRAMing
                    :INPut:TELEcom:SDH|SONet:PAYLoa
                    d:LOCation

```

See also:

This command is querable using the standard query method.

```
:SOURce:DATA:TELEcom:SDH|SONet:PAYLoad:UWORD <string>
```

Limitations:

10 Backwards Compatibility

Preferred: :SOURCE:DATA:TELEcom:PATTERN:TYPE:WORD:USER

See also: :SOURCE:DATA:TELEcom:SONet:PAYLoad:PATTERN:UWORD

This command is queryable using the standard query method.

:SOURCE:DATA:TELEcom:SDH|SONet:PRBS:POLarity <discrete>

Limitations: Affects all Patterns not just SDH and SONet.

Parameter NORMAL is now an alias of NINVERT but the logic is now based on PRBS technology rather than telecom standards.

Query replies with NINV instead of NORM.

Preferred: :SOURCE:DATA:TELEcom:PATTERN:POLarity

See also:

This command is queryable using the standard query method.

Pointer

:SOURCE:DATA:TELEcom:SDH|SONet:POINter:ACTion

Limitations:

Preferred: :SOURCE:DATA:TELEcom:SDH|SONet:POINter:NEW:ACTion

See also:

:SOURce:DATA:TELEcom:SDH|SONet:POINter:ADJust

Limitations:

Preferred: :SOURce:DATA:TELEcom:SDH|SONet
:POINter:BURSt:ACTion

See also:

:SOURce:DATA:TELEcom:SDH|SONet:POINter:DIRection <discrete>

Limitations:

Preferred: :SOURce:DATA:TELEcom:SDH|SONet
:POINter:BURSt:DIRection

See also:

This command is queryable using the standard query method.

:SOURce:DATA:TELEcom:SDH|SONet:POINter:IDECrement <numeric>

Limitations:

Preferred: :SOURce:DATA:TELEcom:SDH|SONet
:POINter:BURSt:SIZE

See also:

This command is queryable using the standard query method.

:SOURce:DATA:TELEcom:SDH|SONet:POINter:NPOinter <discrete>

Limitations:

10 Backwards Compatibility

Preferred: :SOURce:DATA:TELEcom:SDH|SONet
:POINter:NEW:FLAG

See also:

This command is querable using the standard query method.

:SOURce:DATA:TELEcom:SDH|SONet:POINter:OFFSet <discrete>

Limitations: Supported parameter values:
(Old) SIGNal, (Preferred) SIGNal
(Old) VC4|SPE, (Preferred) PAYLoad
(Old) TU|VT, (Preferred) PAYLoad

Preferred:

See also: :SOURce:DATA:TELEcom:SDH|SONet
:POINter:TYPE

This command is querable using the standard query method.

:SOURce:DATA:TELEcom:SDH|SONet:POINter:OFFset:RATE <numeric><suffix>

Limitations: Default suffix now PPM
ratio no longer supported

Preferred: :SOURce:DATA:TELEcom:SDH|SONet
:POINter:OFFset:RATE <numeric>

See also:

This command is querable using the standard query method.

:SOURce:DATA:TELEcom:SDH|SONet:POINter:VALue <numeric>

Limitations:

Preferred: :SOURce:DATA:TELEcom:SDH|SONet

:POINter:NEW:VALue

See also: :SOURce:DATA:TELEcom:SDH|SONet
:POINter:TYPE

This command is querable using the standard query method.

:SOURce:DATA:TELEcom:SDH|SONet:TRIButary:POINter:TRANsmitted?

Limitations:

Preferred: :SOURce:DATA:TELEcom:SDH|SONet
:POINter:TRANsmitted

See also: :SOURce:DATA:TELEcom:SDH|SONet
:POINter:TYPE

This command is querable using the standard query method.

:SOURce:DATA:TELEcom:SDH|SONet:TRIButary:POINter:VALue <numeric>

Limitations:

Preferred: :SOURce:DATA:TELEcom:SDH|SONet
:POINter:NEW:VALue

See also: :SOURce:DATA:TELEcom:SDH|SONet
:POINter:TYPE

This command is querable using the standard query method.

Path Overhead

:SOURce:DATA:TELEcom:SDH|SONet:POVerhead:DATA <discrete>,<string>

Limitations: New query return type is <numeric>

Preferred: :SOURce:DATA:TELEcom:SDH|SONet
:POVerhead:DATA <discrete>,

<numeric>

See also:

This command is querable using the standard query method.

:SOURce:DATA:TELEcom:SDH|SONet:POVerhead:J1 <string>

Limitations:

Preferred: :SOURce:DATA:TELEcom:SDH|SONet
:POVerhead:J1:PATtern:B64

See also:

This command is querable using the standard query method.

:SOURce:DATA:TELEcom:SDH|SONet:POVerhead:J1:CRC7 <string>

Limitations:

Preferred: :SOURce:DATA:TELEcom:SDH|SONet
:POVerhead:J1:PATtern:B16Crc

See also:

This command is querable using the standard query method.

:SOURce:DATA:TELEcom:SDH|SONet:POVerhead:J1:HEXadecimal?

Limitations:

Preferred: :SOURce:DATA:TELEcom:SDH|SONet
:POVerhead:J1:PATtern:Array?

See also:

:SOURce:DATA:TELEcom:SDH|SONet:POVerhead:J1:PATtern <discrete>

Limitations: Older parameter values not supported
TEST CRC7Test
Older parameter values supported
USER CRC7User
New parameter values preferred B64
B16Crc

Preferred:

See also:

This command is querable using the standard query method.

:SOURce:DATA:TELEcom:SDH|SONet:POVerhead:SLABel <discrete>

Limitations: Deprecated parameter USER

Preferred: :SOURce:DATA:TELEcom:SDH|SONet
:POVerhead:DATA

See also:

This command is querable using the standard query method.

:SOURce:DATA:TELEcom:SDH|SONet:TRIButary:POVerhead:C2:SLABel
<discrete>

Limitations: Deprecated parameter USER

Preferred: :SOURce:DATA:TELEcom:SDH|SONet
:TU|VT:POVerhead:C2:SLABel
ONet
:POV
er-
head:
DAT

A

See also:

This command is queryable using the standard query method.

SOURce:DATA:TELEcom:SDH:TRIButary:POVerhead:DATA <discrete>,<string>

Limitations: New query return type is <numeric>

Preferred: :SOURce:DATA:TELEcom:SDH|SONet
:TU|VT:POVerhead:DATA <discrete>,
<numeric>

See also:

This command is queryable using the standard query method.

:SOURce:DATA:TELEcom:SDH|SONet:TRIButary:POVerhead:J1 <string>

Limitations:

Preferred: :SOURce:DATA:TELEcom:SDH|SONet
:TU|VT:POVerhead:J1:PATtern:B64

See also:

This command is queryable using the standard query method.

:SOURce:DATA:TELEcom:SDH|SONet:TRIButary:POVerhead:J2 <string>

Limitations:

Preferred: :SOURce:DATA:TELEcom:SDH|SONet
:TU|VT:POVerhead:J2:PATtern:B16C
Rc

See also:

This command is queryable using the standard query method.

```
:SOURce:DATA:TELEcom:SDH|SONet:TRIButary:POVerhead:J2:FIXed <string>
```

Limitations:

```
Preferred:           :SOURce:DATA:TELEcom:SDH|SONet
                    :TU|VT:POVerhead:J2:PATtern:FIXed
                    <numeric>
```

See also:

This command is queryable using the standard query method.

Tandem Connection Monitoring

```
:SOURce:DATA:TELEcom:SDH:TCM:APID:DATA <string>
```

Limitations:

```
Preferred:           :SOURce:DATA:TELEcom:SDH:TCM:A
                    PID:PATTERN:B16Crc
```

See also:

This command is queryable using the standard query method.

```
:SOURce:DATA:TELEcom:SDH:TCM:APID:PATtern <discrete>
```

Limitations:

```
Older parameter values not supported
DEfault TEST
Older parameter value supported
USER
New parameter value preferred
B16Crc
```

Preferred:

10 Backwards Compatibility

See also:

This command is querable using the standard query method.

:SOURce:DATA:TELEcom:SDH:TCM:PATH <discrete>

Limitations: Parameter value not supported: LOW

Preferred: :SOURce:DATA:TELEcom:SDH:TCM:H
PATH
:SOURce:DATA:TELEcom:SDH:TCM:L
PATH

See also:

This command is querable using the standard query method.

Functions

:SOURce:DATA:TELEcom:SDH|SONet:TFUNction:TYPE <discrete>

Limitations: Accepted but performs no function.
Newer OmniBER instruments do not
require Test Function Selection

Preferred: :SOURce:DATA:TELEcom:TFUNction:D
ISable

See also: :SOURce:DATA:TELEcom:TFUNction
:SOURce:DATA:TELEcom:SDH:ALARm
:SOURce:DATA:TELEcom:SDH|SONet
:ERRor:TYPE
:SOURce:DATA:TELEcom:SDH|SONet
:APSMessages:...
:SOURce:DATA:TELEcom:SDH|SONet
:POINter:...

:SOURce:DATA:TELEcom:SDH|SONet:THRumode <discrete>

Limitations: Affects through mode for all telecom types

Preferred: :SOURce:DATA:TELEcom:THRu

See also:

This command is queryable using the standard query method.

:SOURce:DATA:TELEcom:SDH|SONet:SEQuence:DATA <discrete>,<string>

Limitations: Sequence element now specified by <numeric>. A discrete parameter of A-E will be mapped to 1-5.

Preferred: :SOURce:DATA:TELEcom:SDH|SONet
:SEQuence:DATA <numeric>,<string>

See also:

This command is queryable using the standard query method.

:SOURce:DATA:TELEcom:PDH

General Commands

:SOURce:DATA:TELEcom:PDH:....TU:...

Limitations:

Preferred: These nodename corrections are universal throughout this manual. TU is a reference to SDH and the more correct TRIButary should be used.

:SOURce:DATA:TELEcom:SPDH:....:TRI
Butary:...

See also:

This command is querable using the standard query method.

:SOURce:DATA:TELEcom:SPDH:THRumode <discrete>

Limitations: Affects through mode for all, not just
SPDH

Preferred: :SOURce:DATA:TELEcom:THRu

See also:

This command is querable using the standard query method.

:SOURce:DATA:TELEcom:SPDH:PAYLoad:TYPE <discrete>

Limitations:

Preferred: :SOURce:DATA:TELEcom:SPDH:PAYL
oad:FRAMing

See also:

This command is querable using the standard query method.

Structured Test Signal

:SOURce:DATA:TELEcom:SPDH:TSIGnal:MAPPing <discrete>

Limitations:

Preferred: :SOURce:DATA:TELEcom:SPDH:TSIGN
al:RATE

See also:

This command is queryable using the standard query method.

:SOURce:DATA:TELEcom:SPDH:TSIGnal:PAYLoad <discrete>

Limitations: Query commands will not report drop or insert status - IM2, IDS1, DM2, DDS1

Preferred: :SOURce:DATA:TELEcom:SPDH:TSIGnal:FRAMing
:OUTPut:TELEcom:SPDH:TSIGnal:PAYLoad:LOCation

See also:

This command is queryable using the standard query method.

:SOURce:DATA:TELEcom:SPDH:TSIGnal:TSLot:M2:K64XN <string>

:SOURce:DATA:TELEcom:SPDH:TSIGnal:TSLot:DS1:K64XN <string>

:SOURce:DATA:TELEcom:SPDH:TSIGnal:TSLot:DS1:K56XN <string>

Limitations: Return type always <numeric>

Preferred: Use of <numeric> parameter

See also:

The corresponding queries return the test signal timeslot mapping in numeric form.

Alarm and Error Generation

:SOURce:DATA:TELEcom:SPDH:TFUNction:TYPE <discrete>

Limitations: Parameters accepted but perform no

10 Backwards Compatibility

function

Preferred: :SOURCE:DATA:TELEcom:TFUNCTION:DISABLE
:SOURCE:DATA:TELEcom:SPDH:Error:..
..

See also:

:SOURCE:DATA:TELEcom:SPDH:ERROR:RATE <discrete>

Limitations: Parameter value not supported: ONCE

Preferred: :SOURCE:DATA:TELEcom:ERROR:SINGLE

See also:

:SOURCE:DATA:TELEcom:SPDH:ERROR:TYPE <discrete>

Limitations: Parameters accepted but perform no function

Preferred: :SOURCE:DATA:TELEcom:SPDH:Error:..
..
:SOURCE:DATA:TELEcom:SPDH:....:Error

See also:

:SOURCE:DATA:TELEcom:PDH:ERROR:FRAME:NERROred <discrete>

:SOURCE:DATA:TELEcom:PDH:ERROR:MFRAME:NERROred <discrete>

Limitations: Return type always <numeric>

Preferred: Use of <numeric> parameter

See also:

The corresponding queries return the burst error value in numeric form.

:SOURCE:DATA:TELEcom:SPDH:M140:ALARm <discrete>

:SOURCE:DATA:TELEcom:SPDH:M34:ALARm <discrete>

:SOURCE:DATA:TELEcom:SPDH:M8:ALARm <discrete>

:SOURCE:DATA:TELEcom:SPDH:M2:ALARm <discrete>

:SOURCE:DATA:TELEcom:SPDH:DS1:ALARm <discrete>

:SOURCE:DATA:TELEcom:SPDH:DS3:ALARm <discrete>

Limitations: Older parameter value only applicable for the query command. NONE

Older parameter values not supported
LOS, FEAC (for DS3)

Preferred: For older parameter LOS -
:SOURCE:DATA:TELEcom:SPDH:ALARm:PHYSical

For older parameter FEAC -
:SOURCE:DATA:TELEcom:SPDH:FEAC

See also:

The corresponding queries return the alarm in discrete form.

Signaling Bits

:SOURce:DATA:TELEcom:SPDH:TSLot:SIGNaling:DATA:M2 <string>

Limitations: Return type always <numeric>

Preferred: Use of <numeric> parameter

See also:

This command is querable using the standard query method.

:SOURce:DATA:TELEcom:SPDH:TSLot:SIGNaling:DATA:DS1:D4 <string>

:SOURce:DATA:TELEcom:SPDH:TSLot:SIGNaling:DATA:DS1:ESF <string>

:SOURce:DATA:TELEcom:SPDH:TSLot:SIGNaling:DATA:DS1:NOFBit <string>

Limitations: Return type always <numeric>

Preferred: Use of <numeric> parameter

See also:

The corresponding queries return the signaling bits bitmap in numeric form.

DS3 FEAC

:SOURce:DATA:TELEcom:SPDH:FEAC:CODE <string>

Limitations: Return type always <numeric>

Preferred: Use of <numeric> parameter

See also:

This command is queryable using the standard query method.

:SOURce:DATA:TELEcom:SPDH:FEAC:LOOPback:ACTion <discrete>

Limitations:

Preferred: New parameter values DS1E1Deactiv,
DS1E1Activ

See also:

This command is queryable using the standard query method.

Spare Bits

:SOURce:DATA:TELEcom:SPDH:M140:SPARe <string>

:SOURce:DATA:TELEcom:SPDH:M34:SPARe <string>

:SOURce:DATA:TELEcom:SPDH:M8:SPARe <string>

:SOURce:DATA:TELEcom:SPDH:M2:SI <string>

:SOURce:DATA:TELEcom:SPDH:M2:SIE <string>

:SOURce:DATA:TELEcom:SPDH:M2:NFAS <string>

:SOURce:DATA:TELEcom:SPDH:M2:SASequence:PATTern <string>

:SOURce:DATA:TELEcom:SPDH:M2:CASMfm <string>

Limitations: Return type always <numeric>

Preferred: Use of <numeric> parameter

See also:

The corresponding queries return the spare bits in numeric form.

DS1 Loopcodes

:SOURCE:DATA:TELEcom:SPDH:INBand:USER <numeric>, <string>

:SOURCE:DATA:TELEcom:SPDH:OUTBand:USER <string>

Limitations: Return types always <numeric>

Preferred: Use of <numeric> parameters

See also:

The corresponding queries return the bit mask in numeric form.

Patterns (Out Of Service)

:SOURCE:DATA:TELEcom:SPDH:PATTERN <discrete>

Limitations: Affects all Patterns not just SPDH

Preferred: :SOURCE:DATA:TELEcom:PATTERN:TY
Pe

:SOURCE:DATA:TELEcom:PATTERN:TY
Pe:PRBS

:SOURCE:DATA:TELEcom:PATTERN:TY
Pe:WORD

:SOURCE:DATA:TELEcom:PATTERN:TY
Pe:WORD:PRESet

See also:

This command is queryable using the standard query method.

`:SOURce:DATA:TELEcom:SPDH:PATtern:UWORD <string>`

Limitations: Affects all Patterns not just SDH and SONet

Preferred: `:SOURce:DATA:TELEcom:PATtern:TYPE:WORD:USER`

See also:

This command is queryable using the standard query method.

`:SOURce:DATA:TELEcom:SPDH:PRBS:POLarity <discrete>`

Limitations: Affects all Patterns not just SPDH

Old parameter `NORMAL` is now an alias of `NINVERT` but the logic is now based on PRBS technology rather than telecom standards.

Query replies with `NINVERT` instead of `NORMAL`.

Preferred: `:SOURce:DATA:TELEcom:PATtern:POLarity`

See also:

This command is queryable using the standard query method.

`:SENSe:DATA:TELEcom`

`:SENSe:DATA:TELEcom:TFUNction`

Limitations: Parameter values not supported PDH-

Payload | ATM | POS

Values accepted but perform no function PDH | SDH | SONet | SDISruption

Preferred: :SOURce:DATA:TELEcom:TFUNction:DISable

See also:

:SENSE:DATA:TELEcom:TEST:PERiod <numeric><suffix>

Limitations: Different parameter types and increased functionality

Preferred:

See also:

:SENSE:DATA:TELEcom:SENSE <discrete>

Limitations:

Preferred: :SENSE:DATA:TEL:SDH | SONet:MODE
:SENSE:DATA:TEL:SDH | SONet:RATE
:INPut:TELEcom:INTerface

See also:

:SENSE:DATA:TELEcom:SDH | SONet

:SENSE:DATA:TELEcom:SDH | SONet:TRIButary:...

Limitations:

Preferred: This nodename change is universal throughout this manual.
 :SENSe:DATA:TELEcom:SDH:TU:...
 :SENSe:DATA:TELEcom:SONet:VT:...

See also:

This command is queryable using the standard query method.

Mapping

:SENSe:DATA:TELEcom:SDH:AU4 <numeric>

Limitations:

Preferred: :SENSe:DATA:TELEcom:SDH:AUG1
 :SENSe:DATA:TELEcom:SDH:AUG4

See also:

This command is queryable using the standard query method.

:SENSe:DATA:TELEcom:SDH:AU4C <numeric>

Limitations:

Preferred: :SENSe:DATA:TELEcom:SDH:AUG4

See also:

This command is queryable using the standard query method.

:SENSe:DATA:TELEcom:SONet:STS12c <numeric>

Limitations:

Preferred: :SENSe:DATA:TELEcom:SONet:STS3

See also:

This command is queryable using the standard query method.

`:SENSe:DATA:TELEcom:SDH|SONet:MAPPING <discrete>`

Limitations: Parameter values not supported: ATM
|IPOS

Preferred: `:SENSe:DATA:TELEcom:SDH:PAYLoa
d`

See also: `:SENSe:DATA:TELEcom:SONet:MAPP
ing`

This command is queryable using the standard query method.

`:SENSe:DATA:TELEcom:SDH|SONet:TRIButary <numeric>`

Limitations:

Preferred: `:SENSe:DATA:TELEcom:SDH|SONet:
TU|VT`

See also:

This command is queryable using the standard query method.

`:SENSe:DATA:TELEcom:SDH|SONet:TRIButary:MAPPING <discrete>`

Limitations:

Preferred: `:SENSe:DATA:TELEcom:SDH|SONet:
PAYLoad`

See also:

This command is queryable using the standard query method.

Payload

:SENSe:DATA:TELEcom:SDH|SONet:PAYLoad <discrete>

Limitations:

Preferred: :SENSe:DATA:TELEcom:SDH|SONet:
PAYLoad
:SENSe:DATA:TELEcom:SDH|SONet:
TU|VT

See also:

NOTE

This command has been reused in newer OmniBER instruments and has a slightly different functionality. Backward compatibility has been retained by processing the older <discrete> values. However, the corresponding query returns the Payload type valid with the OmniBER OTN instrument.

:SENSe:DATA:TELEcom:SDH|SONet:PAYLoad:PATtern <discrete>

Limitations: Affects all Payload Patterns not just
SDH

Preferred: :SENSe:DATA:TELEcom:PATtern:TYP
e
:SENSe:DATA:TELEcom:PATtern:TYP
e:PRBS
:SENSe:DATA:TELEcom:PATtern:TYP
e:WORD
:SENSe:DATA:TELEcom:PATtern:TYP
e:WORD:PRESet

See also:

This command is queryable using the standard query method.

:SENSe:DATA:TELEcom:SDH|SONet:PAYLoad:TYPE <discrete>

Limitations:

Preferred: :SENSe:DATA:TELEcom:SPDH:PAYLo
ad:FRAMing
:INPut:TELEcom:SDH|SONet:PAYLoa
d:LOCation

See also:

This command is queryable using the standard query method.

:SENSe:DATA:TELEcom:SDH|SONet:PAYLoad:STRucture <discrete>

Limitations:

Preferred: :SENSe:DATA:TELEcom:SPDH:PAYLo
ad:STRucture

See also:

This command is queryable using the standard query method.

:SENSe:DATA:TELEcom:SDH|SONet:PAYLoad:UWORD <string>

Limitations:

Preferred: :SENSe:DATA:TELEcom:PATTern:TYP
E:WORD:USER

See also:

This command is queryable using the standard query method.

:SENSe:DATA:TELEcom:SDH|SONet:PRBS:POLarity <discrete>

Limitations: Affects polarity of all PRBS patterns
not just SDH

Preferred: :SENSe:DATA:TELEcom:PATtern:POL
arity

See also:

This command is querable using the standard query method.

Tandem Connection Monitoring

:SENSe:DATA:TELEcom:SDH:TCM:PATH <discrete>

Limitations: Parameter value not supported: LOW

Preferred: :SENSe:DATA:TELEcom:SDH:TCM:API
D:HPATH
:SENSe:DATA:TELEcom:SDH:TCM:API
D:LPATH

See also:

This command is querable using the standard query method.

Functions

:SENSe:DATA:TELEcom:SDH|SONet:TFUNction:TYPE <discrete>

Limitations: Only acts to disable Test Functions
Parameter values not supported
OCAPTURE | DDCC | PGRaph |
OBERtest

Preferred:

See also: :SENSe:DATA:TELEcom:TFUNction

:SENSe:DATA:TELEcom:TFUNction:SDISruption <boolean>

Limitations: Command accepted and ignored - No specific function selection required

Preferred:

See also:

This command is queryable using the standard query method.

:SENSe:DATA:TELEcom:PDH

General Commands

:SENSe:DATA:TELEcom:PDH:....:TU:...

Limitations:

Preferred: These nodename corrections are universal throughout this manual. TU is a reference to SDH and the more correct TRIButary should be used.
:SENSe:DATA:TELEcom:SPDH:....:TRIButary:...

See also:

This command is queryable using the standard query method.

:SENSe:DATA:TELEcom:SPDH:PAYLoad:TYPE <discrete>

Limitations:

Preferred: :SOURce:DATA:TELEcom:SPDH:PAYLoad:FRAMing

:SENSe:DATA:TELEcom:SPDH:PAYLo
ad:FRAMing

See also:

This command is querable using the standard query method.

Structured Test Signal

:SENSe:DATA:TELEcom:SPDH:TSIGnal:MAPPing <discrete>

Limitations:

Preferred: :SENSe:DATA:TELEcom:SPDH:TSIGna
l:RATE

See also:

This command is querable using the standard query method.

:SENSe:DATA:TELEcom:SPDH:TSIGnal:PAYLoad <discrete>

Limitations:

Query commands will not report drop
status - IM2, IDS1, DM2, DDS1

Preferred: :SENSe:DATA:TELEcom:SPDH:TSIGna
l:FRAMing
:INPut:TELEcom:SPDH:TSIGnal:PAYLo
ad:LOCation

See also:

This command is querable using the standard query method.

:SENSe:DATA:TELEcom:SPDH:TSIGnal:TSLot:M2:K64XN <string>

:SENSe:DATA:TELEcom:SPDH:TSIGnal:TSLot:DS1:K64XN <string>

:SENSe:DATA:TELEcom:SPDH:TSIGnal:TSLot:DS1:K56XN <string>

Limitations: Return type always <numeric>

Preferred: Use of <numeric> parameter

See also:

The corresponding queries return the test signal timeslot mapping in numeric form.

DS1 Loopcodes

:SENSe:DATA:TELEcom:SPDH:INBand:LPUP:USER <numeric>, <string>

:SENSe:DATA:TELEcom:SPDH:INBand:LPDN:USER <numeric>, <string>

Limitations: Return types always <numeric>

Preferred: Use of <numeric> parameters

See also:

The corresponding queries return the bit mask in numeric form.

ITU Analysis Control

:SENSe:DATA:TELEcom:SPDH:ANALysis:M2110...

:SENSe:DATA:TELEcom:SPDH:ANALysis:M2120...

Limitations:

Preferred: Nodes :SPDH:ANALysis dropped as this is a "common" feature for all telecom types.

:SENSe:DATA:TELEcom:M2110...

:SENSe:DATA:TELEcom:M2120...

See also:

This command is querable using the standard query method.

:SENSe:DATA:TELEcom:SPDH:ANALysis:M2120:MFACTOR <discrete>

Limitations:

Only accepts the value 75

The standard no longer requires the Maintenance Factor to be settable but fixed at 75%

Preferred:

See also:

This command is querable using the standard query method.

:SENSe:DATA:TELEcom:SPDH:ANALysis:M2110:PATH <discrete>

Limitations:

Feature deleted for parameters K64 and K56

This command only selects the M.2110 path under test. There is now a separate command for M.2120.

Preferred:

:SENSe:DATA:TELEcom:M2110:PATH

See also:

:SENSe:DATA:TELEcom:M2120:PATH

This command is querable using the standard query method.

:SENSe:DATA:TELEcom:SPDH:ANALysis:M2110:USER:ESECond <discrete>, <numeric>

:SENSe:DATA:TELEcom:SPDH:ANALysis:M2110:USER:SESecond <discrete>, <numeric>

:SENSe:DATA:TELEcom:SPDH:ANALysis:M2120:USER:ESECond <discrete>, <numeric>

:SENSe:DATA:TELEcom:SPDH:ANALysis:M2120:USER:SESecond <discrete>, <numeric>

Limitations: Only programs the RX direction user ES and SES thresholds.

Preferred: :SENSe:DATA:TELEcom:M2110:USER
:SENSe:DATA:TELEcom:M2120:USER

See also:

This command is queryable using the standard query method.

Patterns (Out Of Service)

:SENSe:DATA:TELEcom:SPDH:PATTern <discrete>

Limitations: Affects all Patterns not just SPDH

Preferred: :SOURce:DATA:TELEcom:PATTern:TY
Pe
:SENSe:DATA:TELEcom:PATTern:TY
Pe
:SOURce:DATA:TELEcom:PATTern:TY
Pe:PRBS
:SENSe:DATA:TELEcom:PATTern:TY
Pe:PRBS
:SOURce:DATA:TELEcom:PATTern:TY
Pe:WORD

```
:SENSe:DATA:TELEcom:PATtern:TYPE:WORD
:SOURce:DATA:TELEcom:PATtern:TYPE:WORD:PRESet
:SENSe:DATA:TELEcom:PATtern:TYPE:WORD:PRESet
```

See also:

This command is queryable using the standard query method.

```
:SENSe:DATA:TELEcom:SPDH:PATtern:UWORD <string>
```

Limitations: Affects all Patterns not just SDH and SONet

Preferred: :SENSe:DATA:TELEcom:PATtern:TYPE:WORD:USER

See also:

This command is queryable using the standard query method.

```
:SENSe:DATA:TELEcom:SPDH:PRBS:POLarity <discrete>
```

Limitations: Affects all Patterns not just SPDH
Old parameter NORMal is now an alias of NINVert but the logic is now based on PRBS technology rather than telecom standards.
Query replies with NINV instead of NORM.

Preferred: :SENSe:DATA:TELEcom:PATtern:POLarity

See also:

This command is querable using the standard query method.

:SYSTem

:SYSTem:CONFIguration

Limitations:

Block Data has different format
Only supported in short form - SYS-
Tem:CONF

Preferred:

See also:

:SYSTem:TRIGGer

Limitations:

Preferred:

:SYSTem:TRIGGer:TRANsmit
:SYSTem:TRIGGer:TRANsmit:FRAMe
:SYSTem:TRIGGer:RECeive
:SYSTem:TRIGGer:RECeive:FRAMe
:SYSTem:TRIGGer:RECeive:ERRor
:SYSTem:TRIGGer:RECeive:ERRor:OTN
:SYSTem:TRIGGer:RECeive:ERRor:SDH
:SECTion
:SYSTem:TRIGGer:RECeive:ERRor:SDH
:PATH
:SYSTem:TRIGGer:RECeive:ERRor:SDH
:TCM
:SYSTem:TRIGGer:RECeive:ERRor:SON
et:TRANsport

:SYSTem:TRIGger:RECeive:ERRor:SON
et:PATH
:SYSTem:TRIGger:RECeive:ALARm
:SYSTem:TRIGger:RECeive:ALARm:OT
N
:SYSTem:TRIGger:RECeive:ALARm:SD
H:SECTion
:SYSTem:TRIGger:RECeive:ALARm:SD
H:PATH
:SYSTem:TRIGger:RECeive:ALARm:SD
H:TCM
:SYSTem:TRIGger:RECeive:ALARm:SO
Net:TRANsport
:SYSTem:TRIGger:RECeive:ALARm:SO
Net:PATH

See also:

Results Provided for Backward Compatibility

The following results are supported in the OmniBER OTN instruments but not recommended. Future developments should use the preferred results indicated.

Alarm Seconds

Old <string>	Preferred <string>
ASEConds:SDH:LOP	ASEConds:SDH:AULop
ASEConds:SDH SONet:LOS	ASEConds:LOS
ASEConds:SDH SONet:PSL	ASEConds:PSL
ASEConds:SDH:PFERf	ASEConds:SDH:HPRDf
ASEConds:SDH:RDI	ASEConds:SDH:HPRDf
ASEConds:SPDH:LOS	ASEConds:LOS
ASEConds:SPDH:PSL	ASEConds:PSL
ASEConds:SPDH:MFM	ASEConds:SPDH:M2:MFM
ASEConds:SPDH:RMFR	ASEConds:SPDH:M2:RMFR
ASEConds:SDH SONet:HERDi:...	ASEConds:SDH SONet:ERDi:...
ASEConds:SDH:TRIB:...	ASEConds:SDH:TU:...
ASEConds:SONet:TRIB:...	ASEConds:SONet:VT:...

Error Counts and Ratios

Note that for each ECOunt reference, ERATio is also available.

Old <string>	Preferred <string>
ECOunt ERATio:SDH:FEBe	ECOunt ERATio:SDH:HPRei
ECOunt ERATio:SDH:MFEBE	ECOunt ERATio:SDH:MSRei

ECOunt ERATio:SDH:REI	ECOunt ERATio:SDH:HPRei
ECOunt ERATio:SDH:TRIB:...	ECOunt ERATio:SDH:TU
ECOunt ERATio:SONet:TRIB:REIV	ECOunt ERATio:SONet:REIV
ECOunt ERATio:SONet:TRIB:CVV	ECOunt ERATio:SONet:CVV
ECOunt ERATio:SPDH:BIT	ECOunt ERATio:BIT
ECOunt ERATio:SPDH:CODE	ECOunt ERATio:CODE
ECOunt ERATio:SPDH:FEBE	ECOunt ERATio:SPDH:DS3:FEBE
ECOunt ERATio:SPDH:PBITs	ECOunt ERATio:SPDH:DS3:PBITs
ECOunt ERATio:SPDH:CPBits	ECOunt ERATio:SPDH:DS3:CPBits
ECOunt ERATio:SPDH:CRC	ECOunt ERATio:SPDH:M2:CRC
ECOunt:SPDH:REBE	ECOunt:SPDH:M2:REBE

G.826 ANALysis Results

Old <string>	Preferred <string>
<Result>:SDH SONet:<Path>:ANALy sis	<Result>:SDH SONet:<Path>:G826
<Result>:SPDH:<Path>:ANALysis	<Result>:SPDH:<Path>:G826
<Result>:SDH:TRIB:<Path>:ANALysis	<Result>:SDH:TU:<Path>:G826
<Path> = FEBE	<Path> = REI
<Path> = MFEBE	<Path> = MSRei
<Path> = TCM:FEBE	<Path> = TCM:REI
<Path> = TRIB:CVV	<Path> = CVV
<Path> = TRIB:REIV	<Path> = REIV

Frequency Measurement

Old <string>

FREQuency:SPDH

FOFPpm:SPDH

FOFHz:SPDH

Preferred <string>

FREQuency

FOFPpm

FOF

Optical Power

Old <string>

OPOWer:SDH

OPOWer:SONet

Preferred <string>

OPOWer

OPOWer

Backwards Compatibility of STATUS commands

This section summarizes differences between the STATUS commands of the OmniBER OTN and the OmniBER 718

Commands

The following generic commands are common to both OmniBER 718 and OmniBER OTN instruments:

```
:STATUS:<register>:CONDition?
:STATUS:<register>:ENABle
:STATUS:<register>:ENABle?
:STATUS:<register>:EVENT?
:STATUS:<register>:NTRansition
:STATUS:<register>:NTRansition?
:STATUS:<register>:PTRansition
:STATUS:<register>:PTRansition?
```

The following commands are not supported with the OmniBER OTN instruments:

```
:STATUS:<register>:HISTory
:STATUS:<register>:HISTory?
```

Non Supported Registers

As a result in the difference in functionality the following status registers used in OmniBER 718 instruments are not provided in the OmniBER OTN instruments:

```
ATM Status Register
DS2 Status Register
IPOS Status Register
JITTer Status Register
```

The addition of functionality to the OmniBER OTN has necessitated the addition of STATUS registers to handle the need for additional status bits. This has also resulted in some rationalization of the status bits relative to the OmniBER 718 product.

Reused Registers

Please refer to the appropriate instrument SCPI manuals for details of the STATUS registers.

The OmniBER 718 status bits named below are not available in OmniBER OTN.

INSTrument Status Register

DB15	DB14	DB13	DB12	DB11	DB10	DB9	DB8
-	-	-	-	-	-	-	-

DB7	DB6	DB5	DB4	DB3	DB2	DB1	DB0
DISK	-	-	-	-	-	LOE	SMG

DATA Status Register

DB15	DB14	DB13	DB12	DB11	DB10	DB9	DB8
-	-	-	-	IPOS	SDH3	-	-

DB7	DB6	DB5	DB4	DB3	DB2	DB1	DB0
-	ATM	-	JITT	SDH2	-	FAS	-

DB3 & DB10: SDHn|SONETn registers are now summarised into DB2.

ISUMmary Status Register

DB15	DB14	DB13	DB12	DB11	DB10	DB9	DB8
-	-	-	-	-	-	-	IPOS

DB7	DB6	DB5	DB4	DB3	DB2	DB1	DB0
ATM	-	LOP	FAR	AIS	-	-	-

SDH | SONet Status Register

DB15	DB14	DB13	DB12	DB11	DB10	DB9	DB8
-	ERR	-	-	-	-	-	-

DB7	DB6	DB5	DB4	DB3	DB2	DB1	DB0
-	PSL	-	-	-	-	-	LOS

DB0, DB6 & DB14 workaround: use OmniBER OTN status bits in ISUMmary register

SDH2 | SONet2 Status Register

DB15	DB14	DB13	DB12	DB11	DB10	DB9	DB8
-	BDL	BCL	PSA	RAS	TAS	PSI	FMU

DB7	DB6	DB5	DB4	DB3	DB2	DB1	DB0
ALSC	-	-	-	-	-	-	-

SDH3 | SONet3 Status Register

DB15	DB14	DB13	DB12	DB11	DB10	DB9	DB8
-	-	-	-	-	-	-	FMU_1 S

DB7	DB6	DB5	DB4	DB3	DB2	DB1	DB0
-	-	-	-	-	-	-	-

DB8 workaround: use OmniBER OTN TCM status bit

SPDH Status Register

DB15	DB14	DB13	DB12	DB11	DB10	DB9	DB8
------	------	------	------	------	------	-----	-----

10 Backwards Compatibility

-	ERR	PSL	ILOS	IPES	DPES	FMU	LOC
---	-----	-----	------	------	------	-----	-----

DB7	DB6	DB5	DB4	DB3	DB2	DB1	DB0
-	ALSC	-	-	-	-	-	-

M140 Status Register

DB15	DB14	DB13	DB12	DB11	DB10	DB9	DB8
-	-	DEFO	IEFO	-	-	-	-

DB7	DB6	DB5	DB4	DB3	DB2	DB1	DB0
-	-	-	-	-	-	-	LOS

M34 Status Register

DB15	DB14	DB13	DB12	DB11	DB10	DB9	DB8
-	-	DEFO	IEFO	-	-	-	-

DB7	DB6	DB5	DB4	DB3	DB2	DB1	DB0
-	-	-	-	-	-	-	LOS

M8 Status Register

DB15	DB14	DB13	DB12	DB11	DB10	DB9	DB8
-	-	-	-	-	-	-	-

DB7	DB6	DB5	DB4	DB3	DB2	DB1	DB0
-	-	-	-	-	-	-	LOS

M2 Status Register

DB15	DB14	DB13	DB12	DB11	DB10	DB9	DB8
-	-	-	-	-	-	-	-

DB7	DB6	DB5	DB4	DB3	DB2	DB1	DB0
-	-	-	CRC	-	-	-	LOS

DS3 Status Register

DB15	DB14	DB13	DB12	DB11	DB10	DB9	DB8
-	-	-	-	-	-	DEFO	IEFO

DB7	DB6	DB5	DB4	DB3	DB2	DB1	DB0
-	-	-	-	-	-	-	LOS

DS1 Status Register

DB15	DB14	DB13	DB12	DB11	DB10	DB9	DB8
-	-	-	-	-	-	-	-

DB7	DB6	DB5	DB4	DB3	DB2	DB1	DB0
-	-	-	-	-	-	-	LOS

OmniBER 718 Features/Commands Not Supported

This section details commands that are not supported in the OmniBER OTN instrument. Please refer to the OmniBER 718 remote control manual for details of the commands indicated.

For a command ending in "<>", this indicates that all parameters of a single command are relevant. For a command ending in ":", this indicates that all commands starting with this root are relevant. For a command where a single parameter is indicated "<parameter>", only this parameter is relevant.

Alarm Scan

The 37718 Alarm Scan feature is superseded by the Signal Wizard feature.

```
FETCh:ARRAy:DATA:TELEcom:SDH:ASCan?
FETCh:ARRAy:DATA:TELEcom:SONet:ASCan?
FETCh:ARRAy:DATA:TELEcom:SPDH:ASCan
SENSE:DATA:TELEcom:SDH:ASCan<>:
SENSE:DATA:TELEcom:SDH:ASCan
SENSE:DATA:TELEcom:SONet:ASCan<>:
SENSE:DATA:TELEcom:SDH:ASCan
SENSE:DATA:TELEcom:SPDH:ASCan<>
```

ATM

```
FETCh:STRing:DATA:TELEcom:SPDH:M34:TTrace
SENSE:DATA:TELEcom:ATM:
SOURCE:DATA:TELEcom:ATM
SOURCE:DATA:TELEcom:TFUNCTION<ATM>
SOURCE:DATA:TELEcom:SDH:MAPPING <ATM>
SOURCE:DATA:TELEcom:SONet:MAPPING <ATM>
SENSE:DATA:TELEcom:TFUNCTION <ATM>
SENSE:DATA:TELEcom:SONet:MAPPING <ATM>
```

External Clock Level

```
SOURCE:CLOCK:SDH|SONet:LEVel
```

Jitter

```
FETCh:ARRAy:DATA:TELEcom:JITTer:
```

OUTPut:TELEcom:JITTer<>
 SENSE:DATA:TELEcom:JITTer:
 SOURce:DATA:TELEcom:JITTer:
 SYSTem:PRINt:CONTeNt:JITTer<>

Optical Stress Test

SOURce:DATA:TELEcom:SDH:STESt:
 SOURce:DATA:TELEcom:SONet:STESt:

Overhead BER

SENSE:DATA:TELEcom:SDH:OBERtest:
 SENSE:DATA:TELEcom:SONet:OBERtest:
 SOURce:DATA:TELEcom:SDH:OBERtest:
 SOURce:DATA:TELEcom:SDH:OBERtest<>
 SOURce:DATA:TELEcom:SONet:OBERtest:
 SOURce:DATA:TELEcom:SONet:OBERtest<>
 SENSE:DATA:TELEcom:SDH:TFUNction:TYPE <OBERTest>
 SENSE:DATA:TELEcom:SONet:TFUNction:TYPE <OBERTest>

Packet over SONET

SENSE:DATA:TELEcom:IPOS:
 SOURce:DATA:TELEcom:IPOS:
 SOURce:DATA:TELEcom:TFUNction<POS>
 SOURce:DATA:TELEcom:SDH:MAPPing <IPOS>
 SOURce:DATA:TELEcom:SONet:MAPPing <IPOS>
 SENSE:DATA:TELEcom:TFUNction <POS>
 SENSE:DATA:TELEcom:SONet:MAPPing <IPOS>

PDH Equalisation

INPut:TELEcom:SPDH:EQUalisation

PDH Signaling

FETCh:SCALAr:DATA:TELEcom:SPDH:TSLot:SIGNaling?
 SENSE:DATA:TELEcom:SDH|SONet:PRIMary:TS0

Pointer Sequences

SOURce:DATA:TELEcom:SDH:POINter:G783<>
 SOURce:DATA:TELEcom:SDH:POINter:G783:
 SOURce:DATA:TELEcom:SONet:POINter:T1105:

SOURce:DATA:TELEcom:SONet:POINter:T1105<>

Protected Monitor points

OUTPut:TELEcom:OC12:INTerface?
OUTPut:TELEcom:OC3:INTerface?
OUTPut:TELEcom:OC48:INTerface?
OUTPut:TELEcom:OPT16:INTerface?
OUTPut:TELEcom:OPT1:INTerface?
OUTPut:TELEcom:OPT4:INTerface?
:INPut:TELEcom:OC3:INTerface <MONitor>
:INPut:TELEcom:OC12:INTerface <MONitor>
:INPut:TELEcom:OC48:INTerface <MONitor>
:INPut:TELEcom:OPT1:INTerface <MONitor>
:INPut:TELEcom:OPT4:INTerface <MONitor>
:INPut:TELEcom:OPT16:INTerface <MONitor>
SOURce:CLOCK:SDH:SOURce <RMON0, RMON1, RMON4>
SOURce:CLOCK:SONet:SOURce <RMN1, RMN3, RMN12>

Round Trip Delay

:SENSe:DATA:TELEcom:SPDH:RTDelay <boolean>

Short term gating

A short term period is not settable - counts and ratios in the last second are available instead.

SENSe:DATA:TELEcom:STERm:PERiod<>

Suppression of results

SENSe:DATA:TELEcom:SDH:MSRei<>
SENSe:DATA:TELEcom:SONet:REIL<>
SENSe:DATA:TELEcom:SDH:MSAis<>
SENSe:DATA:TELEcom:SONET:MSAis<>

64kbit/s external clock format

:SOURce:CLOCK:SDH:FORMat <K64>
:SOURce:CLOCK:SONet:FORMat <K64>

Thru mode payload overwrite

:SOURce:DATA:TELEcom:SDH:THRumode:PAYLoad:OVERwrit

e:
:SOURCE:DATA:TELEcom:SONet:THRumode:PAYLoad:OVERwr
ite:

Other commands

SYSTem:WINDow<>
SYSTem:PRINT:

The following commands originate from older instruments and were only provided in the OmniBER 718 for backwards compatibility, they are no longer supported.

SENSe:DATA:TELEcom:SDH:DDCC:POLarity <discrete>
SOURCE:DATA:TELEcom:ERRor:BIT <discrete>
SOURCE:DATA:TELEcome:SDH:IDCC:POLarity <discrete>

OmnibER 718 SENSE:DATA Results Not Supported

(Feature not in OmnibER OTN)

The following results or groups of results from OmnibER 718 instruments are not supported in the OmnibER OTN:

ATM

ASEConds:IPOS:
ECOunt:IPOS:
ERATio:IPOS:
SDTest:IPOS:

G826 ANALysis Results

...:SDH:TCM:ERR:ANALysis
...:SDH:TCM:OEI:ANALysis

Jitter

COUNT:JITT:HITS
COUNT:JITT:WANDer:SEConds:TIERror
COUNT:JITT:WANDer:TIERror
FOFPpm:JITT:WANDer:IMPLied
FSEConds:JITT:HITS
PEAK:JITT:
RMS:JITT
RMS:JITT:STERm
SEConds:JITT:HITS
SLIPs:JITT:WANDer:BIT
SLIPs:JITT:WANDer:FRAMe

Overhead BER

ASEConds:SDH:OPSL
ASEConds:SONet:OPSL
ECOunt:SONet:OVERhead
ECOunt:SDH:OVERhead

Packet over SONET

ASEConds:IPOS:
ECOunt:IPOS:
ERATio:IPOS:
SDTest:IPOS:

Round Trip Delay

RTDelay:SPDH:COUNT

OmniBER 718 features with no SCPI support

This section details features present in the OmniBER OTN and OmniBER 718 that no longer have SCPI support in the OmniBER OTN. Please refer to the OmniBER 718 remote control manual for details of the commands indicated.

Beep on error

SYSTem:BEEPer:STATe

New operating system with different mechanism

Floppy Disk Control

SYSTem:DISK:

Disk action is now local and not a remote activity

Keyboard lock

SYSTem:KLOCK

New operating system with different mechanism

Selftest Wavelength selection

SYSTem:SELFTest:WAVelength

Was hardware dependant

Stored Settings

SYSTem:SSETting:LABel

SYSTem:SSETting:LOCK

New operating system with different mechanism

Trouble Scan

FETCH:ARRay:DATA:TELEcom:SDH|SONet:TSCan?

SENSe:DATA:TELEcom:SDH|SONet:TSCan

SENSe:DATA:TELEcom:TSCan

New operating system with different mechanism

Workarounds for Incompatible OmniBER 718 Commands

This section details commands that are not supported in the OmniBER OTN instrument but a workaround exists. The degree of compatibility depends on the command.

DS3 FEAC

:FETCh:STRing:DATA:TELEcom:SPDH:FEAC?

Use :FETCh:SCALAr:DATA:TELEcom:SPDH:FEAC?

:FETCh:STRing:DATA:TELEcom:SPDH:FEAC:LAST?

Use :FETCh:SCALAr:DATA:TELEcom:SPDH:FEAC:LAST?

Overhead Data

:SOURce:DATA:TELEcom:SDH:SEQuence:OHBYte Z1/Z2

:SOURce:DATA:TELEcom:SDH:SEQuence:COLumn <numeric>

:SENSe:DATA:TELEcom:SDH:OCAPture:OHBYte Z1/Z2

:SENSe:DATA:TELEcom:SDH:OCAPture:COLumn <numeric>

Instead of Z1/Z2, use Xrc (for example, X92) notation to specify the overhead sequence channel.

:SOURce:DATA:TELEcom:SDH:SEQuence:DATA<>

:SOURce:DATA:TELEcom:SONet:SEQuence:DATA<>

Use numeric 1 to 256 instead of A,B,C,D,E

:SOURce:DATA:TELEcom:SDH:SEQuence:ORDer

:SOURce:DATA:TELEcom:SONet:SEQuence:ORDer

Repeat elements in sequence data to generate required repetition

Pointer Graph

:FETCh:ARRAy:DATA:TELEcom:PGRaph?

Use :SENSe:DATA:TELEcom:MRS:... in order to retrieve pointer graph data.

Printer and Logging Control

SYSTem:PRINt:... and SYSTem:LOGGing:...

Use SYSTem:LOGGing:... but with much reduced functionality

PDH Output STATE

:OUTPut:TELEcom:SPDH:STATe <boolean>

This functionality is not provided. The Alarm Generation functionality could be used to produce a similar effect by generating LOS.

Stored Measurement Graphics

SENSe:DATA:TELEcom:SMG

Use :SENSe:DATA:TELEcom:MRS:... commands

Trace messages

FETCh:STRing:DATA:TELEcom:SDH|SONet:J0:HEXadecimal?

See FETCh:STRing:DATA:TELEcom:SDH|SONet:J0?

FETCh:STRing:DATA:TELEcom:SDH|SONet:J1:HEXadecimal?

See FETCh:STRing:DATA:TELEcom:SDH|SONet:J1?

:FETCh:STRing:DATA:TELEcom:SDH|SONet:TRIButary:J1:HEXadecimal?

See

:FETCh:STRing:DATA:TELEcom:SDH|SONet:TRIButary:J1?

:FETCh:STRing:DATA:TELEcom:SDH|SONet:TRIButary:J2:HEXadecimal?

See

:FETCh:STRing:DATA:TELEcom:SDH|SONet:TRIButary:J2?

SOURce:DATA:TELEcom:SDH|SONet:OVERhead:J0:HEXadecimal?

See SOURce:DATA:TELEcom:SDH|SONet:OVERhead:J0?

SOURce:DATA:TELEcom:SDH|SONet:POVerhead:J1:HEXadecimal?

See SOURce:DATA:TELEcom:SDH|SONet:POVerhead:J1?

SONet:TRIButary:POVerhead:J2

SOURce:DATA:TELEcom:SDH|:HEXadecimal?

See

SOURce:DATA:TELEcom:SDH|SONet:TRIButary:POVerhead:J2?

SOURce:DATA:TELEcom:SDH|SONet:OVERhead:J0:PATtern <TEST>

10 Backwards Compatibility

SOURce:DATA:TELEcom:SDH|SONet:POVerhead:J1:PATtern<
TEST,CRC7Test>

SENSe:DATA:TELEcom:SDH|SONet:POVerhead:J1:PATtern
<TEST,CRC7Test>

SENSe:DATA:TELEcom:SONet:OVERhead:J0:PATtern <TEST>

SENSe:DATA:TELEcom:SDH:TCM:APID:PATtern <DEFault,
TEST>

Choose an alternative parameter.

Workarounds for Incompatible OmniBER 718 SENSE:DATA Results

Alarm Seconds

Old <string>	Workaround <string>
ASEConds:SPDH:00F	ASEConds:DS1:00F and ASEConds:DS3:00F

Error Counts and Ratios

Old <string>	Workaround <string>
ECOunt:....STERm...	ECOunt:....LSECond...
ERATio:....STERm...	ERATio:....LSECond...

G826 ANALysis Results

Old <string>	Workaround <string>
...:BLKBit:ANALysis	Use ...:BIT:G826

Frequency Measurement

Old <string>	Workaround <string>
FOFHz:SDH SONet[:GATE16S5D	FOF
FOFPpm:SDH SONet[:GATE16S5D	FOFPpm
FRE- Quency:SDH SONet SDPH:GATE1S	FREQuency
FRE- Quency:SDH SONet SPDH[:GATE16S 5D	FREQuency

ITU G.821

Feature completely revised with respect to the latest version of the standard. A number of old result types no longer exist.


Old <string>	Workaround <string>
<result-old>:SPDH:BIT:ANALysis	<result-new>:SPDH:BIT:G821

ITU M.2110

Old <string>	Workaround <string>
<result>:SPDH:ANALysis:M2110	<result>:<path>:M2110

ITU M.2120

Old <string>	Workaround <string>
<result>:SPDH:<path>:ANALysis:M2 120	<result>:<path>:M2120



11

SCPI Error Messages

SCPI Error Messages	513
No Error	514
Command Errors [-199, -100]	515
Execution Errors [-299, -200]	521
Query Errors [-399, -300]	528
Query Errors [-499, -400]	530



SCPI Error Messages

The system-defined error/event numbers are chosen on an enumerated ("1 of N") basis. The SCPI defined error/event numbers and the error description portions of the ERROR query response are listed here. The first error/event described in each class (for example, -100, -200, -300, -400) is a "generic" error. In selecting the proper error/event number to report, more specific error/event codes are preferred, and the generic error/event is used only if the others are inappropriate.

No Error

This message indicates that the device has no errors.

No Error

The queue is completely empty. Every error/event in the queue has been read or the queue was purposely cleared by power-on, *CLS, etc.

Command Errors [-199, -100]

An < error/event number > in the range [-199, -100] indicates that an IEEE 488.2 syntax error has been detected by the instrument's parser. The occurrence of any error in this class should cause the command error bit (bit 5) in the event status register (IEEE 488.2, section 11.5.1) to be set. One of the following events has occurred:

- An IEEE 488.2 system error has been detected by the parser. That is, a controller-to-device message was received which is in violation of the IEEE 488.2 standard. Possible violations include a data element which violates the device listening formats or whose type is unacceptable to the device.
- An unrecognized header was received. Unrecognized headers include incorrect device-specific headers and incorrect or not implemented IEEE 488.2 common commands.
- A Group Execute Trigger (GET) was entered into the input buffer inside of an IEEE 488.2 < PROGRAM MESSAGE >.

Events that generate command errors shall not generate execution errors, device-specific errors, or query errors.

- 100 **Command error**
This is the generic syntax error for devices that cannot detect more specific errors. This code indicates only that a Command Error as defined in IEEE 488.2, 11.5.1.1.4 has occurred.
- 101 **Invalid character**
A syntactic element contains a character which is invalid for that type; for example, a header containing an ampersand, SET UP&. This error might be used in place of errors -114, -121, -141, and perhaps some others.
- 102 **Syntax error**
An unrecognized command or data type was encountered; for example, a string was received when the device does

- not accept strings.
- 103 **Invalid separator**
The parser was expecting a separator and encountered an illegal character; for example, the semicolon was omitted after a program message unit, *ESE 1:OUTP1:TEL:RATE 140 Mb/s
 - 104 **Data type error**
The parser recognized a data element different than one allowed; for example, numeric or string data was expected but block data was encountered.
 - 105 **GET not allowed**
A Group Execute Trigger was received within a program message (see IEEE 488.2, 7.7).
 - 108 **Parameter not allowed**
More parameters were received than expected for the header; for example, the *RCL common command only accepts one parameter, so receiving *RCL 0,1 is not allowed.
 - 109 **Missing parameter**
Fewer parameters were received than required for the header; for example, the *ESE common command requires one parameter, so receiving *ESE is not allowed.
 - 110 **Command header error**
An error was detected in the header. This error message should be used when the device cannot detect the more specific errors described for errors -111 through -119.
 - 111 **Header separator error**
A character which is not a legal header separator was encountered while parsing the header; for example, no white space followed the header, thus *ESE1 is an error.
 - 112 **Program mnemonic too long**
The header contains more than twelve characters (see IEEE 488.2, 7.6.1.4.1).
 - 113 **Undefined header**

11 SCPI Error Messages

The header is syntactically correct, but it is undefined by this specific device; for example, *XYZ is not defined for any device.

-114 Header suffix out of range

Indicates that a non-header character has been encountered in what the parser expects is a header element.

-120 Numeric data error

This error, as well as errors -121 through -129, are generated when parsing a data element which appears to be numeric, including the non-decimal numeric types. This particular error message should be used if the device cannot detect a more specific error.

-121 Invalid character in number

An invalid character for the data type being parsed was encountered; for example, an alpha in a decimal numeric or a "9" in octal data.

-123 Exponent too large

The magnitude of the exponent was larger than 32000 (see IEEE 488.2, 7.7.2.4.1).

-124 Too many digits

The mantissa of a decimal numeric data element contained more than 255 digits excluding leading zeros (see IEEE 488.2, 7.7.2.4.1).

-128 Numeric data not allowed

A legal numeric data element was received, but the device does not accept one in this position for the header.

-130 Suffix error

This error, as well as errors -131 through -139, are generated when parsing a suffix. This particular error message should be used if the device cannot detect a more specific error.

-131 Invalid suffix

The suffix does not follow the syntax described in IEEE

- 488.2, 7.7.3.2, or the suffix is inappropriate for this device.
- 134 **Suffix too long**
The suffix contained more than 12 characters (see IEEE 488.2, 7.7.3.4).
- 138 **Suffix not allowed**
A suffix was encountered after a numeric element which does not allow suffixes.
- 140 **Character data error**
This error, as well as errors -141 through -149, are generated when parsing a character data element. This particular error message should be used if the device cannot detect a more specific error.
- 141 **Invalid character data**
Either the character data element contains an invalid character or the particular element received is not valid for the header.
- 144 **Character data too long**
The character data element contains more than twelve characters (see IEEE 488.2, 7.7.1.4).
- 148 **Character data not allowed**
A legal character data element was encountered where prohibited by the device.
- 150 **String data error**
This error, as well as errors -151 through -159, are generated when parsing a string data element. This particular error message should be used if the device cannot detect a more specific error.
- 151 **Invalid string data**
A string data element was expected, but was invalid for some reason (see IEEE 488.2, 7.7.5.2); for example, an END message was received before the terminal quote character.
- 158 **String data not allowed**
A string data element was encountered but was not

11 SCPI Error Messages

- allowed by the device at this point in parsing.
- 160 **Block data error**

This error, as well as errors -161 through -169, are generated when parsing a block data element. This particular error message should be used if the device cannot detect a more specific error.
 - 161 **Invalid block data**

A block data element was expected, but was invalid for some reason (see IEEE 488.2, 7.7.6.2); for example, an END message was received before the length was satisfied.
 - 168 **Block data not allowed**

A legal block data element was encountered but was not allowed by the device at this point in parsing.
 - 170 **Expression error**

This error, as well as errors -171 through -179, are generated when parsing an expression data element. This particular error message should be used if the device cannot detect a more specific error.
 - 171 **Invalid expression**

The expression data element was invalid (see IEEE 488.2, 7.7.7.2); for example, unmatched parentheses or an illegal character.
 - 178 **Expression data not allowed**

A legal expression data was encountered but was not allowed by the device at this point in parsing.
 - 180 **Macro error**

This error, as well as errors -181 through -189, are generated when defining a macro or executing a macro. This particular error message should be used if the device cannot detect a more specific error.
 - 181 **Invalid outside macro definition**

Indicates that a macro parameter placeholder (\$<number>) was encountered outside of a macro definition.
 - 183 **Invalid inside macro definition**

Indicates that the program message unit sequence, sent with a *DDT or *DMC command, is syntactically invalid (see 10.7.6.3).

-184 **Macro parameter error**

Indicates that a command inside the macro definition had the wrong number or type of parameters.

Execution Errors [-299, -200]

An < error/event number > in the range [-299, -200] indicates that an error has been detected by the instrument's execution control block. The occurrence of any error in this class should cause the execution error bit (bit 4) in the event status register (IEEE 488.2, section 11.5.1) to be set. One of the following events has occurred:

- A < PROGRAM DATA > element following a header was evaluated by the device as outside of its legal input range or is otherwise inconsistent with the device
- A valid program message could not be properly executed due to some device condition.

Execution errors shall be reported by the device after rounding and expression evaluation operations have taken place. Rounding a numeric data element, for example, shall not be reported as an execution error. Events that generate execution errors shall not generate Command Errors, device-specific errors, or Query Errors.

- 200 **Execution error**
This is the generic syntax error for devices that cannot detect more specific errors. This code indicates only that an Execution Error as defined in IEEE 488.2, 11.5.1.1.5 has occurred.
- 201 **Invalid while in local**
Indicates that a command is not executable while the device is in local due to a hard local control (see IEEE 488.2, 5.6.1.5); for example, a device with a rotary switch receives a message which would change the switches state, but the device is in local so the message can not be executed.
- 202 **Settings lost due to rtl**
Indicates that a setting associated with a hard local control (see IEEE 488.2, 5.6.1.5) was lost when the device changed to LOCS from REMS or to LWLS from RWLS.
- 210 **Trigger error**

- 211 **Trigger ignored**
Indicates that a GET, *TRG, or triggering signal was received and recognized by the device but was ignored because of device timing considerations; for example, the device was not ready to respond. Note: a DT0 device always ignores GET and treats *TRG as a Command Error.
- 212 **Arm ignored**
Indicates that an arming signal was received and recognized by the device but was ignored.
- 213 **Init ignored**
Indicates that a request for a measurement initiation was ignored as another measurement was already in progress.
- 214 **Trigger deadlock**
Indicates that the trigger source for the initiation of a measurement is set to GET and subsequent measurement query is received. The measurement cannot be started until a GET is received, but the GET would cause an INTERRUPTED error.
- 215 **Arm deadlock**
Indicates that the arm source for the initiation of a measurement is set to GET and subsequent measurement query is received. The measurement cannot be started until a GET is received, but the GET would cause an INTERRUPTED error.
- 220 **Parameter error**
Indicates that a program data element related error occurred. This error message should be used when the device cannot detect the more specific errors described for errors -221 through -229.
- 221 **Setting conflict**
Indicates that a legal program data element was parsed but could not be executed due to the current device state (see IEEE 488.2, 6.4.5.3 and 11.5.1.1.5.)
- 222 **Data out of range**

- Indicates that a legal program data element was parsed but could not be executed because the interpreted value was outside the legal range as defined by the device (see IEEE 488.2, 11.5.1.1.5.)
- 223 **Too much data**
Indicates that a legal program data element of block, expression, or string type was received that contained more data than the device could handle due to memory or related device-specific requirements.
- 224 **Illegal parameter value**
Used where exact value, from a list of possibles, was expected.
- 230 **Data corrupt or stale**
Possibly invalid data; new reading started but not completed since last access.
- 231 **Data questionable**
Indicates that measurement accuracy is suspect.
- 240 **Hardware error**
Indicates that a legal program command or query could not be executed because of a hardware problem in the device. Definition of what constitutes a hardware problem is completely device-specific. This error message should be used when the device cannot detect the more specific errors described for errors -241 through -249.
- 241 **Hardware missing**
Indicates that a legal program command or query could not be executed because of missing device hardware; for example, an option was not installed. Definition of what constitutes missing hardware is completely device-specific.
- 250 **Mass storage error**
Indicates that a mass storage error occurred. This error message should be used when the device cannot detect the more specific errors described for errors -251 through

- 259.
- 251 **Missing mass storage**
Indicates that a legal program command or query could not be executed because of missing mass storage; for example, an option that was not installed. Definition of what constitutes missing mass storage is device-specific.
- 252 **Missing media**
Indicates that a legal program command or query could not be executed because of a missing media; for example, no disk. The definition of what constitutes missing media is device-specific.
- 253 **Corrupt media**
Indicates that a legal program command or query could not be executed because of corrupt media; for example, bad disk or wrong format. The definition of what constitutes corrupt media is device-specific.
- 254 **Media full**
Indicates that a legal program command or query could not be executed because the media was full; for example, there is no room on the disk. The definition of what constitutes a full media is device-specific.
- 255 **Directory full**
Indicates that a legal program command or query could not be executed because the media directory was full. The definition of what constitutes a full media directory is device-specific.
- 256 **File name not found**
Indicates that a legal program command or query could not be executed because the file name on the device media was not found; for example, an attempt was made to read or copy a nonexistent file. The definition of what constitutes a file not being found is devicespecific.
- 257 **File name error**
Indicates that a legal program command or query could not

be executed because the file name on the device media was in error; for example, an attempt was made to copy to a duplicate file name. The definition of what constitutes a file name error is device-specific.

-258 Media protected

Indicates that a legal program command or query could not be executed because the media was protected; for example, the writeprotect tab on a disk was present. The definition of what constitutes protected media is device-specific.

-260 Expression error

Indicates that an expression program data element related error occurred. This error message should be used when the device cannot detect the more specific errors described for errors -261 through -269.

-261 Math error in expression

Indicates that a syntactically legal expression program data element could not be executed due to a math error; for example, a divide-byzero was attempted. The definition of math error is device-specific.

-270 Macro error

Indicates that a macro-related execution error occurred. This error message should be used when the device cannot detect the more specific errors described for errors -271 through -279.

-271 Macro syntax error

Indicates that a syntactically legal macro program data sequence, according to IEEE 488.2, 10.7.2, could not be executed due to a syntax error within the macro definition (see IEEE 488.2, 10.7.6.3.)

-272 Macro execution error

Indicates that a syntactically legal macro program data sequence could not be executed due to some error in the macro definition (see IEEE 488.2, 10.7.6.3.)

- 273 **Illegal macro label**
Indicates that the macro label defined in the *DMC command was a legal string syntax but could not be accepted by the device (see IEEE 488.2, 10.7.3 and 10.7.6.2); for example, the label was too long, the same as a common command header, or contained invalid header syntax.
- 274 **Macro parameter error**
Indicates that the macro definition improperly used a macro parameter placeholder (see IEEE 488.2, 10.7.3).
- 275 **Macro definition too long**
Indicates that a syntactically legal macro program data sequence could not be executed because the string or block contents were too long for the device to handle (see IEEE 488.2, 10.7.6.1).
- 276 **Macro recursion error**
Indicates that a syntactically legal macro program data sequence could not be executed because the device found it to be recursive (see IEEE 488.2, 10.7.6.6).
- 277 **Macro redefinition not allowed**
Indicates that a syntactically legal macro label in the *DMC command could not be executed because the macro label was already defined (see IEEE 488.2, 10.7.6.4).
- 278 **Macro header not found**
Indicates that a syntactically legal macro label in the *GMC? query could not be executed because the header was not previously defined.
- 280 **Program error**
Indicates that a downloaded program-related execution error occurred. This error message should be used when the device cannot detect the more specific errors described for errors -281 through -289.

NOTE

A downloaded program is used to add algorithmic capability to a device. The syntax used in the program and the mechanism for downloading a program is device-specific.

- 281 **Cannot create program**
Indicates that an attempt to create a program was unsuccessful. A reason for the failure might include not enough memory.
- 282 **Illegal program name**
The name used to reference a program was invalid; for example, redefining an existing program, deleting a nonexistent program, or in general, referencing a nonexistent program.
- 283 **Illegal variable name**
An attempt was made to reference a nonexistent variable in a program.
- 284 **Program currently running**
Certain operations dealing with programs may be illegal while the program is running; for example, deleting a running program might not be possible.
- 285 **Program syntax error**
Indicates that a syntax error appears in a downloaded program. The syntax used when parsing the downloaded program is device-specific.
- 286 **Program runtime error**

Query Errors [-399, -300]

An < error/event number > in the range [-399, -300] indicates that the instrument has detected an error which is not a command error, a query error, or an execution error; some device operations did not properly complete, possibly due to an abnormal hardware or firmware condition. These codes are also used for self-test response errors. The occurrence of any error in this class should cause the device-specific error bit (bit 3) in the event status register (IEEE 488.2, section 11.5.1) to be set. The meaning of positive error codes is device-dependent and may be enumerated or bit mapped; the <error message> string for positive error codes is not defined by SCPI and available to the device engineer. Note that the string is not optional; if the designer does not wish to implement a string for a particular error, the null string should be sent (for example 42," "). The occurrence of any error in this class should cause the device-specific error bit (bit 3) in the event status register (IEEE 488.2, section 11.5.1) to be set. Events that generate device-specific errors shall not generate command errors, execution errors, or query errors; see the other error definitions in this section.

- 300 **Device-specific error**
This is the generic device-dependent error for devices that cannot detect more specific errors. This code indicates only that a Device-Dependent Error as defined in IEEE 488.2, 11.5.1.1.6 has occurred.
- 310 **System error**
Indicates that some error, termed "system error" by the device has occurred. This code is device-dependent.
- 311 **Memory error**
Indicates that an error was detected in the device's memory. The scope of this error is device-dependent.
- 312 **PUD memory lost**
Indicates that the protected user data saved by the *PUD command has been lost.
- 313 **Calibration memory lost**
Indicates that non-volatile calibration data used by the

11 SCPI Error Messages

- *CAL? command has been lost.
- 314 **Save/Recall memory lost**
Indicates that the non-volatile data saved by the *SAV? command has been lost.
- 315 **Configuration memory lost**
Indicates that the non-volatile data saved by the device has been lost. The meaning of this error is device-specific.
- 330 **Self-test failed**
- 350 **Queue overflow**
A specific code entered into the queue in lieu of the code that caused the error. This code indicates that there is no room in the queue and an error occurred but was not recorded.
- 360 **Communication error**
This is the generic communication error for devices that cannot detect the more specific errors described for errors -361 through -363.
- 361 **Parity error in program message**
Parity bit not correct when data received for example, on a serial port (for example, a baud rate mismatch).
- 362 **Framing error in program message**
A stop bit was not detected when data was received for example, on a serial port.
- 363 **Input buffer overrun**
Software or hardware input buffer on serial port overflows with data caused by improper or non-existent pacing.

Query Errors [-499, -400]

An < error/event number > in the range [-499, -400] indicates that the output queue control of the instrument has detected a problem with the message exchange protocol described in IEEE 488.2, chapter 6. The occurrence of any error in this class should cause the query error bit (bit 2) in the event status register (IEEE 488.2, section 11.5.1) to be set. These errors correspond to message exchange protocol errors described in IEEE 488.2, section 6.5. One of the following is true:

- An attempt is being made to read data from the output queue when no output is either present or pending;
- Data in the output queue has been lost.

Events that generate query errors shall not generate command errors, execution errors, or device-specific errors; see the other error definitions in this section.

-400 **Query error**

This is the general query error for devices that cannot detect more specific errors. This code indicates only that a Query Error as defined in IEEE 488.2, 11.5.1.1.7 and 6.3 has occurred.

-410 **Query INTERRUPTED**

Indicates that a condition causing an INTERRUPTED Query error occurred (see IEEE 488.2, 6.3.2.3); for example, a query followed by DAB or GET before a response was completely sent.

-420 **Query UNTERMINATED**

Indicates that a condition causing an UNTERMINATED Query error occurred (see IEEE 488.2, 6.3.2.2); for example, the device was addressed to talk and an incomplete program message was received.

-430 **Query DEADLOCKED**


Indicates that a condition causing a DEADLOCKED Query error occurred (see IEEE 488.2, 6.3.1.7); for example, both input buffer and output buffer are full and the device

11 SCPI Error Messages

cannot continue.

-440 **Query UNTERMINATED after indefinite response**

Indicates that a query was received in the same program message after a query requesting an indefinite response was executed (see IEEE 488.2, 6.5.7.5.7.)



12

General Index



Index

B

Backwards Compatibility 429
Backwards Compatibility of STATus commands 492
 Commands 492
 DATA Status Register 493
 DS1 Status Register 496
 DS3 Status Register 496
 INSTrument Status Register 493
 ISUMmary Status Register 493
 M140 Status Register 495
 M2 Status Register 496
 M34 Status Register 495
 M8 Status Register 495
 Non Supported Registers 492
 Reused Registers 492
 SDH|SONet Status Register 493
 SDH2|SONet2 Status Register 494
 SDH3|SONet3 Status Register 494
 SPDH Status Register 494

C

Command Errors [-199, -100] 515
Command Prompt 25
Commands Provided for Backward Compatibility 432
 :FETCh 432
 :INPut:TELEcom 435
 :INSTrument 437
 :OUTPut:TELEcom 437
 :SENSe:DATA:TELEcom 474
 :SENSe:DATA:TELEcom:PDH 481
 :SENSe:DATA:TELEcom:SDH|SONet 475
 :SOURce:CLOCK 440
 :SOURce:DATA:TELEcom 442
 :SOURce:DATA:TELEcom:PDH 466
 :SOURce:DATA:TELEcom:SDH|SONet 443
 :SYSTem 487
 Alarm and Error Generation 444

 Alarm and Error Generation 468
 Background 448
 DS1 Loopcodes 473
 DS1 Loopcodes 483
 DS3 FEAC 471
 Functions 465
 Functions 480
 General Commands 466
 General Commands 481
 ITU Analysis Control 483
 Mapping 449
 Mapping 476
 MSP (APS) Messages 451
 Overhead 453
 Path Overhead 460
 Patterns (Out Of Service) 473
 Patterns (Out Of Service) 485
 Payload 455
 Payload 477
 Pointer 457
 Signaling Bits 471
 Spare Bits 472
 Structured Test Signal 467
 Structured Test Signal 482
 Tandem Connection Monitoring 464
 Tandem Connection Monitoring 480
Connecting the Instrument via GPIB 22
 Communication with the System Controller 22
 Operating Distances 22
Connecting the Instrument via LAN 24
Connecting the Instrument via RS-232-C 23
Controlling the Instrument 26

E

Execution Errors [-299, -200] 521

F

FETCh subsystem 142

- OTN Data Capture 145
- OTN Overhead Monitor 142
- OTN Overhead Sequence Capture 146
- OTN Overhead Trace Messages 143
- FETCh subsystem 276
 - SDH Data Capture Results 276
 - SDH Labelled Overhead Bytes 279
 - SDH Overhead Bytes 277
 - SDH Overhead Sequence Capture Results 282
 - SDH Overhead Trace Messages 280
- FETCh subsystem 356
 - SONET Data Capture 356
 - SONET Labelled Overhead Bytes 359
 - SONET Overhead Bytes 357
 - SONET Overhead Sequence Capture Commands 361
 - SONET Overhead Trace Messages 360
- FETCh Subsystem - Data Capture Results Commands 77
- FETCh Subsystem - Signal Wizard OTN Frame Layer 149
- FETCh Subsystem - Signal Wizard SDH Frame Layer 285
 - AU - AU Layer 285
- FETCh Subsystem - Signal Wizard SONET Frame Layer 364
 - STS - STS Layer 364

G

- GPIB Universal Commands 424
 - Device Clear (CLEAR) 424
 - Local (LOCAL) 425
 - Local Lockout (LOCAL LOCKOUT) 425
 - Remote Enable (REMOTE) 424
 - Serial Poll (SPOLL) 424

I

- IEEE Common Capabilities 98
 - *CLS 98
 - *ESE? 98
 - *ESE <numeric> 98
 - *ESR? 98
 - *IDN? 98
 - *LRN? 99
 - *OPC 99
 - *OPC? 99

- *OPT? 99
- *PSC? 100
- *PSC <numeric> 99
- *RCL <numeric> 100
- *RST 100
- *SAV <numeric> 100
- *SRE? 100
- *SRE <numeric> 100
- *STB? 101
- *TRG 101
- *TRG? 101
- *TST 101
- *TST? 101
- *WAI 101
- INPut subsystem 59
- INPut subsystem 184
- INSTRument subsystem 40
 - Selftest Control 40
 - Selftest Results 41
- Introduction 20

N

- No Error 514

O

- OmniBER 718 Features/Commands Not Supported 497
 - 64kbit/s external clock format 499
 - Alarm Scan 497
 - ATM 497
 - External Clock Level 497
 - Jitter 497
 - Optical Stress Test 498
 - Other commands 500
 - Overhead BER 498
 - Packet over SONET 498
 - PDH Equalisation 498
 - PDH Signaling 498
 - Pointer Sequences 498
 - Protected Monitor points 499
 - Round Trip Delay 499
 - Short term gating 499

12 General Index

- Suppression of results 499
- Thru mode payload overwrite 499
- OmniBER 718 features with no SCPI support 503
 - Beep on error 503
 - Floppy Disk Control 503
 - Keyboard lock 503
 - Selftest Wavelength selection 503
 - Stored Settings 503
 - Trouble Scan 503
- OmniBER 718 SENSE:DATA Results Not Supported 501
 - ATM 501
 - G826 ANALysis Results 501
 - Jitter 501
 - Overhead BER 501
 - Packet over SONET 501
 - Round Trip Delay 502
- OTN Command Reference 105
- OUTPut subsystem 155
- OUTPut subsystem 200
- OUTPut subsystem 293
- OUTPut subsystem - Common Commands 43

P

- Programmed Status Reporting 418
 - Interpreting Interrupts 419
 - LOS + LOF 418
 - Programming Interrupts 418

Q

- Query Errors [-399, -300] 528
- Query Errors [-499, -400] 530

R

- Remote Control Commands 39
- Remote Control Hints & Tips 29
 - Command Completion 30
 - Default Settings 29
 - Error Checking 29
 - Instrument Coupling 29
 - Set up Delays 30

- Status Registers 31
- Test Period Control 32
- Results Provided for Backward Compatibility 489
 - Alarm Seconds 489

S


- SCPI Command Format 35
 - Command Syntax 35
 - Linking Command Statements 36
 - Parameters 36
 - SCPI Long Form Command Headers 36
 - Standard Query Method 37
- SCPI Error Messages 513
- SCPI Overview 423
- SDH Command Reference 199
- SENSe subsystem 62
- SENSe subsystem - Common Result Commands 78
 - Frequency Results 79
 - ITU Analysis Results - M.2110 80
 - ITU Analysis Results - M.2120 80
 - Last Second Results 78
 - Optical Power Result 79
 - SENSe subsystem - Measurement Record System 83
 - SENSe subsystem - Test Timing 80
 - Service Disruption Results 79
 - Time Based Results 78
 - Total Results 78
- SENSe subsystem - Data Capture Commands 132
- SENSe subsystem - Data Capture Commands 261
- SENSe subsystem - Data Capture Commands 342
- SENSe Subsystem - Data Capture Common Commands 67
 - SENSe subsystem - ITU Analysis Control 68
- SENSe subsystem - Pattern Commands 64
- SENSe subsystem - Receiver Common Commands 63
- SENSe subsystem - Receiver GCC Drop Commands 131
- SENSe subsystem - Receiver OTN Settings Commands 129
- SENSe subsystem - Receiver Overhead Monitor 257
 - Trace Identifier Mismatch Commands 257
- SENSe subsystem - Receiver Overhead Monitor 338
 - Trace Identifier Mismatch Commands 338
- SENSe subsystem - Receiver Overhead Monitor Commands 134
- SENSe subsystem - Receiver SDH Overhead Monitor Commands 263

- SENSe subsystem - Receiver Settings 185
 - Payload Commands 185
- SENSe subsystem - Receiver Settings 252
 - AU Layer Selection 254
 - Mapping Settings 252
 - Payload Layer Selection 255
 - Tandem Connection Monitoring (TCM) 253
 - TUG Channel 256
 - TU Layer Selection 254
- SENSe subsystem - Receiver Settings 334
 - Mapping Settings 334
 - Payload Layer Selection 336
 - SPE Layer Selection 334
 - VT Group 337
 - VT Layer Selection 336
- SENSe subsystem - Receiver SONET Overhead Monitor Commands 344
- SENSe subsystem - Receiver Test Signal Set Up 187
 - DS1 Loop Codes 191
- SENSe subsystem - Receiver UNFRamed Settings Commands 377
- SENSe subsystem - Result Returning Commands 138
 - Implied Payload Offset Result 141
 - ODU Alarm Seconds Results 140
 - ODU Last second Results 138
 - ODU Total Results 139
 - OTN Alarm Seconds Results 140
 - OTN Last second Results 138
 - OTN Total Results 139
 - OTU Alarm Seconds Results 140
 - OTU Last second Results 138
 - OTU Total Results 139
- SENSe subsystem - Result Returning Commands 193
 - Structured PDH Alarm Seconds Results 195
 - Structured PDH Analysis Results 193
 - Structured PDH Error Results 193
- SENSe subsystem - Result Returning Commands 271
 - SDH Alarm Seconds Results 274
 - SDH Analysis Results 271
 - SDH Error Results 271
 - SDH Pointer Activity Results 273
- SENSe subsystem - Result Returning Commands 352
 - SONET Alarm Seconds Results 354
 - SONET Analysis Results 352
 - SONET Error Results 352
- SONET Pointer Activity Results 354
- SENSe subsystem - Signal Wizard Commands 74
 - SSC - Structure Scope 74
- SENSe Subsystem - Signal Wizard OTN Frame Layer 137
- SENSe Subsystem - Signal Wizard SDH Frame Layer 266
 - AU - AU Layer 266
 - AU - AU Layer [SENSe:DATA?] 269
- SENSe Subsystem - Signal Wizard SONET Frame Layer 347
 - STS - STS Layer 347
 - STS - STS Layer [SENSe:DATA?] 349
- SOURce subsystem 46
- SOURce subsystem - APS Messages 244
- SOURce subsystem - APS Messages 326
- SOURce subsystem - Clock Function Commands 48
- SOURce subsystem - Clock Offset Test Function 175
- SOURce subsystem - Clock Offset Test Function 230
- SOURce subsystem - Clock Offset Test Function 314
- SOURce subsystem - DCC Insertion 251
- SOURce subsystem - DCC Insertion 333
- SOURce subsystem - Frequency Offset Test Function 376
- SOURce subsystem - Pattern Commands 50
- SOURce subsystem - Pointer Adjust Test Functions 240
- SOURce subsystem - Pointer Adjust Test Functions 322
- SOURce subsystem - Test Functions 53
- SOURce subsystem - Transmitter Alarm Test Functions 55
 - Alarm Stress Control 55
- SOURce subsystem - Transmitter Alarm Test Functions 121
- SOURce subsystem - Transmitter Alarm Test Functions 181
- SOURce subsystem - Transmitter Alarm Test Functions 236
- SOURce subsystem - Transmitter Alarm Test Functions 319
- SOURce subsystem - Transmitter Common Commands 47
- SOURce subsystem - Transmitter Error Test Function 115
- SOURce subsystem - Transmitter Error Test Function Commands 373
- SOURce subsystem - Transmitter Error Test Functions 54
- SOURce subsystem - Transmitter Error Test Functions 176
- SOURce subsystem - Transmitter Error Test Functions 231
- SOURce subsystem - Transmitter Error Test Functions 315
- SOURce subsystem - Transmitter Frequency Offset Commands 126
- SOURce subsystem - Transmitter GCC Insert Commands 128
- SOURce subsystem - Transmitter OTN Overhead Setup Commands 108
 - Overhead Byte Setup 108
 - Overhead Sequence Setup 111
- SOURce subsystem - Transmitter OTN Settings Commands 106

12 General Index

- SOURce subsystem - Transmitter Overhead Set up 163
 - DS1 Loop Codes 167
 - DS3 FEAC Codes 170
 - Signaling Bits 163
 - Spare Bits 164
 - SOURce subsystem - Transmitter Overhead Set up 211
 - Overhead Sequences Commands 226
 - SOURce subsystem - Transmitter Overhead Set up 301
 - Overhead Sequences Commands 310
 - SOURce subsystem - Transmitter Settings 156
 - Payload Commands 156
 - SOURce subsystem - Transmitter Settings 201
 - AUG Numbering Selection 203
 - AU Layer Selection 206
 - Background Settings 209
 - Mapping Settings 201
 - Mixed Mappings Settings 202
 - Payload Layer Selection 207
 - Tandem Connection Monitoring (TCM) 205
 - TUG Channel 207
 - TU Layer Selection 206
 - SOURce subsystem - Transmitter Settings 294
 - Background Settings 300
 - Mapping Settings 294
 - Mixed Mappings Settings 295
 - Payload Layer Selection 298
 - SPE Layer Selection 296
 - VT Group 298
 - VT Layer Selection 297
 - SOURce subsystem - Transmitter Test Signal Set up 158
 - SOURce subsystem - Transmitter UNFRamed Settings Commands 372
 - Status Register Hierarchy 415
 - Status Reporting 381
 - DATA Status Register 387
 - DS1 Status Register 412
 - DS2 Status Register 411
 - DS3 Status Register 410
 - General Status Register 381
 - INSTRument Status Register 386
 - ISUMmary Status Register 388
 - M140 Status Register 406
 - M2 Status Register 409
 - M34 Status Register 407
 - M8 Status Register 408
 - ODUNit Status Register 403
 - OPERation Status Register 385
 - OTN Status Register 401
 - OTNSummary Status Register 400
 - OTUNit Status Register 402
 - PMASk Status Register 413
 - QUEStionable Status Register 384
 - SDH2 Status Register 392
 - SDH3 Status Register 393
 - SDH4 Status Register 394
 - SDH Status Register 390
 - SONet2 Status Register 396
 - SONet3 Status Register 398
 - SONet4 Status Register 399
 - SONet Status Register 395
 - SPDH Status Register 404
 - SSUMmary Status Register 389
 - Standard Event Status Register 383
 - Status Byte 382
 - STATus subsystem 86
 - SYSTem Subsystem 88
 - Logging Commands 93
 - Remote Settings 90
 - SYSTem Subsystem - SDH Trigger Output Commands 287
 - SYSTem Subsystem - SONET Trigger Output Commands 366
 - SYSTem Subsystem - Trigger Output Common Commands 95
 - Receiver Trigger Output Commands 96
 - Transmitter Trigger Output Commands 95
 - SYSTem Subsystem - Trigger Output OTN Commands 150
- ## T
- To Initialize the Instrument 28
- ## U
- Unframed Command Reference 371
- ## W
- Workarounds for Incompatible OmniBER 718 Commands 505
 - DS3 FEAC 505

- Overhead Data 505
- PDH Output STATE 505
- Pointer Graph 505
- Printer and Logging Control 505
- Stored Measurement Graphics 506
- Trace messages 506
- Workarounds for Incompatible OmniBER 718 SENSE:DATA Results 508
 - Alarm Seconds 508



13

Command Index



Command Index

:FETCh:ARRAy:DATA:TELEcom:OTN:DCAPture:DATA? <numeric>, <numeric>, <numeric> 146
:FETCh:ARRAy:DATA:TELEcom:OTN:OCAPture? <numeric> 147
:FETCh:ARRAy:DATA:TELEcom:OTN:OVERhead:DATA? 142
:FETCh:ARRAy:DATA:TELEcom:OTN:OVERhead:PM:DAPI? 143
:FETCh:ARRAy:DATA:TELEcom:OTN:OVERhead:PM:OPSPec? 143
:FETCh:ARRAy:DATA:TELEcom:OTN:OVERhead:PM:SAPI? 143
:FETCh:ARRAy:DATA:TELEcom:OTN:OVERhead:SM:DAPI? 143
:FETCh:ARRAy:DATA:TELEcom:OTN:OVERhead:SM:OPSPec? 144
:FETCh:ARRAy:DATA:TELEcom:OTN:OVERhead:SM:SAPI? 143
:FETCh:ARRAy:DATA:TELEcom:SDH:DCAPture:DATA? <numeric>, <numeric>, <numeric> 276
:FETCh:ARRAy:DATA:TELEcom:SDH:DCAPture:PDATA? <numeric> 276
:FETCh:ARRAy:DATA:TELEcom:SDH:J0? 280
:FETCh:ARRAy:DATA:TELEcom:SDH:J1? 280
:FETCh:ARRAy:DATA:TELEcom:SDH:OCAPture? <numeric> 283
:FETCh:ARRAy:DATA:TELEcom:SDH:OVERhead:DATA? <numeric> 277
:FETCh:ARRAy:DATA:TELEcom:SDH:POVerhead:DATA? 278
:FETCh:ARRAy:DATA:TELEcom:SDH:TCM:APID? 280
:FETCh:ARRAy:DATA:TELEcom:SDH:TU:J1? 281
:FETCh:ARRAy:DATA:TELEcom:SDH:TU:J2? 281
:FETCh:ARRAy:DATA:TELEcom:SDH:TU:POVerhead:DATA? 278
:FETCh:ARRAy:DATA:TELEcom:SIGWizard:AU:FAULts? 286
:FETCh:ARRAy:DATA:TELEcom:SIGWizard:AU:OVERview? 285
:FETCh:ARRAy:DATA:TELEcom:SIGWizard:STS:FAULts? 365
:FETCh:ARRAy:DATA:TELEcom:SIGWizard:STS:OVERview? 348
:FETCh:ARRAy:DATA:TELEcom:SIGWizard:STS:OVERview? 364
:FETCh:ARRAy:DATA:TELEcom:SONet:DCAPture:DATA? <numeric>, <numeric>, <numeric> 356
:FETCh:ARRAy:DATA:TELEcom:SONet:DCAPture:PDATA? <numeric> 356
:FETCh:ARRAy:DATA:TELEcom:SONet:J0? 360
:FETCh:ARRAy:DATA:TELEcom:SONet:J1? 360
:FETCh:ARRAy:DATA:TELEcom:SONet:OCAPture? <numeric> 363
:FETCh:ARRAy:DATA:TELEcom:SONet:OVERhead:DATA? <numeric> 357
:FETCh:ARRAy:DATA:TELEcom:SONet:POVerhead:DATA? 358
:FETCh:ARRAy:DATA:TELEcom:SONet:VT:J1? 361
:FETCh:ARRAy:DATA:TELEcom:SONet:VT:J2? 361
:FETCh:ARRAy:DATA:TELEcom:SONet:VT:POVerhead:DATA? 358
:FETCh:ARRAy:TELEcom:SIGWizard:STS:FAULts? 348
:FETCh:SCALar:DATA:TELEcom:DCAPture:MAXFrame? 77
:FETCh:SCALar:DATA:TELEcom:DCAPture:MINFrame? 77
:FETCh:SCALar:DATA:TELEcom:OTN:DCAPture:DATA? <numeric>, <numeric>, <numeric> 145
:FETCh:SCALar:DATA:TELEcom:OTN:DCAPture:OHData? <numeric>, <discrete> 145

:FETCh:SCALar:DATA:TELeCom:OTN:OCAPture:FCOunt? <numeric> 147
 :FETCh:SCALar:DATA:TELeCom:OTN:OCAPture:MAXElement? 146
 :FETCh:SCALar:DATA:TELeCom:OTN:OCAPture:MINElement? 146
 :FETCh:SCALar:DATA:TELeCom:OTN:OVERhead:DATA? <discrete> 142
 :FETCh:SCALar:DATA:TELeCom:OTN:OVERhead:PTYPE? 145
 :FETCh:SCALar:DATA:TELeCom:SDH:DCAPture:DATA? <numeric>, <numeric>, <numeric>, <discrete> 276
 :FETCh:SCALar:DATA:TELeCom:SDH:DCAPture:PDATa? <numeric>, <discrete> 277
 :FETCh:SCALar:DATA:TELeCom:SDH:OCAPture:FCOunt? <numeric> 283
 :FETCh:SCALar:DATA:TELeCom:SDH:OCAPture:MAXElement? 283
 :FETCh:SCALar:DATA:TELeCom:SDH:OCAPture:MINElement? 282
 :FETCh:SCALar:DATA:TELeCom:SDH:OVERhead:DATA? <numeric>, <discrete> 278
 :FETCh:SCALar:DATA:TELeCom:SDH:OVERhead:K1? 279
 :FETCh:SCALar:DATA:TELeCom:SDH:OVERhead:K2? 280
 :FETCh:SCALar:DATA:TELeCom:SDH:OVERhead:S1? 280
 :FETCh:SCALar:DATA:TELeCom:SDH:POVerhead:DATA? <discrete> 279
 :FETCh:SCALar:DATA:TELeCom:SDH:POVerhead:H4Sequence? 279
 :FETCh:SCALar:DATA:TELeCom:SDH:TU:POVerhead:DATA? <discrete> 279
 :FETCh:SCALar:DATA:TELeCom:SIGWizard:AU:C2? 286
 :FETCh:SCALar:DATA:TELeCom:SIGWizard:OTN:PAYLoad? 149
 :FETCh:SCALar:DATA:TELeCom:SIGWizard:SDH:S1 285
 :FETCh:SCALar:DATA:TELeCom:SIGWizard:SONet:S1? 364
 :FETCh:SCALar:DATA:TELeCom:SIGWizard:STS:C2? 350
 :FETCh:SCALar:DATA:TELeCom:SIGWizard:STS:C2? 365
 :FETCh:SCALar:DATA:TELeCom:SONet:DCAPture:DATA? <numeric>, <numeric>, <numeric>, <numeric> 356
 :FETCh:SCALar:DATA:TELeCom:SONet:DCAPture:PDATa? <numeric>, <discrete> 357
 :FETCh:SCALar:DATA:TELeCom:SONet:OCAPture:FCOunt? <numeric> 362
 :FETCh:SCALar:DATA:TELeCom:SONet:OCAPture:MAXElement? 362
 :FETCh:SCALar:DATA:TELeCom:SONet:OCAPture:MINElement? 362
 :FETCh:SCALar:DATA:TELeCom:SONet:OVERhead:DATA? <numeric>, <discrete> 358
 :FETCh:SCALar:DATA:TELeCom:SONet:OVERhead:K1? 359
 :FETCh:SCALar:DATA:TELeCom:SONet:OVERhead:K2? 360
 :FETCh:SCALar:DATA:TELeCom:SONet:OVERhead:S1? 360
 :FETCh:SCALar:DATA:TELeCom:SONet:POVerhead:DATA? <discrete> 359
 :FETCh:SCALar:DATA:TELeCom:SONet:VT:POVerhead:DATA? <discrete> 359
 :FETCh:STRing:DATA:TELeCom:DCAPture:TIME? 77
 :FETCh:STRing:DATA:TELeCom:OTN:OCAPture:DATA? <numeric> 147
 :FETCh:STRing:DATA:TELeCom:OTN:PM:DAPI? 144
 :FETCh:STRing:DATA:TELeCom:OTN:PM:OPSPec? 144
 :FETCh:STRing:DATA:TELeCom:OTN:PM:SAPI? 144
 :FETCh:STRing:DATA:TELeCom:OTN:SM:DAPI? 144
 :FETCh:STRing:DATA:TELeCom:OTN:SM:OPSPec? 145
 :FETCh:STRing:DATA:TELeCom:OTN:SM:SAPI? 144
 :FETCh:STRing:DATA:TELeCom:SDH:J0? 281

13 Command Index

:FETCh:STRing:DATA:TELeCom:SDH:J1? 281
:FETCh:STRing:DATA:TELeCom:SDH:OCAPture:DATA? <numeric> 283
:FETCh:STRing:DATA:TELeCom:SDH:TCM:APID? 282
:FETCh:STRing:DATA:TELeCom:SDH:TU:J1? 281
:FETCh:STRing:DATA:TELeCom:SDH:TU:J2? 282
:FETCh:STRing:DATA:TELeCom:SDH:TU:TCM:N1:APID? 282
:FETCh:STRing:DATA:TELeCom:SDH:TU:TCM:N2:APID? 282
:FETCh:STRing:DATA:TELeCom:SIGWizard:AU:TRACe:LIST? 286
:FETCh:STRing:DATA:TELeCom:SIGWizard:AU:TRACe:SEARCh? <string> 286
:FETCh:STRing:DATA:TELeCom:SIGWizard:OTN:TTI? 149
:FETCh:STRing:DATA:TELeCom:SIGWizard:SDH:TRACe? 285
:FETCh:STRing:DATA:TELeCom:SIGWizard:SONet:TRACe? 364
:FETCh:STRing:DATA:TELeCom:SIGWizard:STS:TRACe:LIST? 350
:FETCh:STRing:DATA:TELeCom:SIGWizard:STS:TRACe:LIST? 365
:FETCh:STRing:DATA:TELeCom:SIGWizard:STS:TRACe:SEARCh? <string> 351
:FETCh:STRing:DATA:TELeCom:SIGWizard:STS:TRACe:SEARCh? <string> 365
:FETCh:STRing:DATA:TELeCom:SONet:J0? 360
:FETCh:STRing:DATA:TELeCom:SONet:J1? 361
:FETCh:STRing:DATA:TELeCom:SONet:OCAPture:DATA? <numeric> 362
:FETCh:STRing:DATA:TELeCom:SONet:VT:J1? 361
:FETCh:STRing:DATA:TELeCom:SONet:VT:J2? 361
:INPut:TELeCom:CODE? 59
:INPut:TELeCom:CODE <discrete> 59
:INPut:TELeCom:EQUalization? 61
:INPut:TELeCom:EQUalization <boolean> 60
:INPut:TELeCom:GAIN? 60
:INPut:TELeCom:GAIN <discrete> 60
:INPut:TELeCom:INTerface? 59
:INPut:TELeCom:INTerface <discrete> 59
:INPut:TELeCom:LEVel? 60
:INPut:TELeCom:LEVel <discrete> 60
:INPut:TELeCom:SPDH:TSIGnal:PAYLoad:CODE? 184
:INPut:TELeCom:SPDH:TSIGnal:PAYLoad:CODE <discrete> 184
:INPut:TELeCom:SPDH:TSIGnal:PAYLoad:LOCation? 184
:INPut:TELeCom:SPDH:TSIGnal:PAYLoad:LOCation <discrete> 184
:INPut:TELeCom:TERMination? 60
:INPut:TELeCom:TERMination <discrete> 59
:INSTRument:COUPle? 40
:INSTRument:COUPle <discrete> 40
:INSTRument:TEST:FAIL:CODE? <numeric> 42
:INSTRument:TEST:FAIL:DATE? <numeric> 41
:INSTRument:TEST:FAIL:DESCRiption? <numeric> 42
:INSTRument:TEST:FAIL:INSTRument:TEST? <numeric> 41

:INSTrument:TEST:FAIL:NUMBer? 41
 :INSTrument:TEST:FAIL:SUBTest? <numeric> 41
 :INSTrument:TEST:FAIL:TIME? <numeric> 41
 :INSTrument:TEST:STOP 40
 :OUTPut:TELeCom:CODE? 44
 :OUTPut:TELeCom:CODE <discrete> 44
 :OUTPut:TELeCom:INTerface? 43
 :OUTPut:TELeCom:INTerface <discrete> 43
 :OUTPut:TELeCom:LASer? 45
 :OUTPut:TELeCom:LASer <boolean> 44
 :OUTPut:TELeCom:LEVel? 44
 :OUTPut:TELeCom:LEVel <discrete> 43
 :OUTPut:TELeCom:SDH:DROP:CODE? 200
 :OUTPut:TELeCom:SDH:DROP:CODE <discrete> 200
 :OUTPut:TELeCom:SDH:PAYLoad:LOCation? 200
 :OUTPut:TELeCom:SDH:PAYLoad:LOCation <discrete> 200
 :OUTPut:TELeCom:SONet:DROP:CODE? 293
 :OUTPut:TELeCom:SONet:DROP:CODE <discrete> 293
 :OUTPut:TELeCom:SONet:PAYLoad:LOCation? 293
 :OUTPut:TELeCom:SONet:PAYLoad:LOCation <discrete> 293
 :OUTPut:TELeCom:SPDH:TSIGnal:PAYLoad:CODE? 155
 :OUTPut:TELeCom:SPDH:TSIGnal:PAYLoad:CODE <discrete> 155
 :OUTPut:TELeCom:SPDH:TSIGnal:PAYLoad:LOCation? 155
 :OUTPut:TELeCom:SPDH:TSIGnal:PAYLoad:LOCation <discrete> 155
 :OUTPut:TELeCom:TERMination? 43
 :OUTPut:TELeCom:TERMination <discrete> 43
 :OUTPut:TELeCom:WAVelength? 44
 :OUTPut:TELeCom:WAVelength <discrete> 44
 :SENSe:DATA:TELeCom:DCAPture:DATA? 67
 :SENSe:DATA:TELeCom:DCAPture:DATA <discrete> 67
 :SENSe:DATA:TELeCom:DCAPture:TRIGger:ALARm:OTN? 133
 :SENSe:DATA:TELeCom:DCAPture:TRIGger:ALARm:OTN <discrete> 132
 :SENSe:DATA:TELeCom:DCAPture:TRIGger:ALARm:SDH:PATH? 262
 :SENSe:DATA:TELeCom:DCAPture:TRIGger:ALARm:SDH:PATH <discrete> 262
 :SENSe:DATA:TELeCom:DCAPture:TRIGger:ALARm:SDH:SECTion? 262
 :SENSe:DATA:TELeCom:DCAPture:TRIGger:ALARm:SDH:SECTion <discrete> 262
 :SENSe:DATA:TELeCom:DCAPture:TRIGger:ALARm:SONet:PATH? 343
 :SENSe:DATA:TELeCom:DCAPture:TRIGger:ALARm:SONet:PATH <discrete> 343
 :SENSe:DATA:TELeCom:DCAPture:TRIGger:ALARm:SONet:TRANSport? 343
 :SENSe:DATA:TELeCom:DCAPture:TRIGger:ALARm:SONet:TRANSport <discrete> 342
 :SENSe:DATA:TELeCom:DCAPture:TRIGger:ERRor:OTN? 132
 :SENSe:DATA:TELeCom:DCAPture:TRIGger:ERRor:OTN <discrete> 132
 :SENSe:DATA:TELeCom:DCAPture:TRIGger:ERRor:SDH:PATH? 261

13 Command Index

:SENSe:DATA:TELEcom:DCAPture:TRIGger:ERRor:SDH:PATH <discrete> 261
:SENSe:DATA:TELEcom:DCAPture:TRIGger:ERRor:SDH:SECTion? 261
:SENSe:DATA:TELEcom:DCAPture:TRIGger:ERRor:SDH:SECTion <discrete> 261
:SENSe:DATA:TELEcom:DCAPture:TRIGger:ERRor:SONet:PATH? 342
:SENSe:DATA:TELEcom:DCAPture:TRIGger:ERRor:SONet:PATH <discrete> 342
:SENSe:DATA:TELEcom:DCAPture:TRIGger:ERRor:SONet:TRANsport? 342
:SENSe:DATA:TELEcom:DCAPture:TRIGger:ERRor:SONet:TRANsport <discrete> 342
:SENSe:DATA:TELEcom:DCAPture:TRIGger:SElect? 67
:SENSe:DATA:TELEcom:DCAPture:TRIGger:SElect <discrete> 67
:SENSe:DATA:TELEcom:DCAPture:TRIGger:TYPE? 68
:SENSe:DATA:TELEcom:DCAPture:TRIGger:TYPE <discrete> 67
:SENSe:DATA:TELEcom:DCAPture? 68
:SENSe:DATA:TELEcom:DCAPture <discrete> 68
:SENSe:DATA:TELEcom:M2110:PALLocation? 69
:SENSe:DATA:TELEcom:M2110:PALLocation <numeric> 69
:SENSe:DATA:TELEcom:M2110:PATH? 69
:SENSe:DATA:TELEcom:M2110:PATH <discrete> 68
:SENSe:DATA:TELEcom:M2110:USER:[Error? Type], <discrete>, <discrete> 70
:SENSe:DATA:TELEcom:M2110:USER:[Error Type] <discrete>, <discrete>, <numeric> 69
:SENSe:DATA:TELEcom:M2110? 68
:SENSe:DATA:TELEcom:M2110 <discrete> 68
:SENSe:DATA:TELEcom:M2120:PATH? 72
:SENSe:DATA:TELEcom:M2120:PATH <discrete> 71
:SENSe:DATA:TELEcom:M2120:USER:[Error? Type], <discrete>, <discrete> 72
:SENSe:DATA:TELEcom:M2120:USER:[Error Type] <discrete>, <discrete>, <numeric> 72
:SENSe:DATA:TELEcom:MODE? 63
:SENSe:DATA:TELEcom:MODE <discrete> 63
:SENSe:DATA:TELEcom:MRS:CATalog? 83
:SENSe:DATA:TELEcom:MRS:DATA? <string>, <string>, <numeric>, <numeric>, <numeric>, <numeric> 84
:SENSe:DATA:TELEcom:MRS:DEFinitions? <string> 83
:SENSe:DATA:TELEcom:MRS:DElete <string> 85
:SENSe:DATA:TELEcom:MRS:RANGe? <string> 83
:SENSe:DATA:TELEcom:MRS:REName <string>, <string> 85
:SENSe:DATA:TELEcom:OTN:DGCC? 131
:SENSe:DATA:TELEcom:OTN:DGCC <discrete> 131
:SENSe:DATA:TELEcom:OTN:FEC? 129
:SENSe:DATA:TELEcom:OTN:FEC <boolean> 129
:SENSe:DATA:TELEcom:OTN:MAPPing? 130
:SENSe:DATA:TELEcom:OTN:MAPPing <discrete> 130
:SENSe:DATA:TELEcom:OTN:OCAPture:OHByte? 134
:SENSe:DATA:TELEcom:OTN:OCAPture:OHByte <discrete> 134
:SENSe:DATA:TELEcom:OTN:OCAPture:TRIGger:MASK? 136
:SENSe:DATA:TELEcom:OTN:OCAPture:TRIGger:MASK <string> 136

:SENSe:DATA:TELEcom:OTN:OCAPture:TRIGger:PATtern? 135
:SENSe:DATA:TELEcom:OTN:OCAPture:TRIGger:PATtern <string> 135
:SENSe:DATA:TELEcom:OTN:OCAPture:TRIGger:POLarity? 135
:SENSe:DATA:TELEcom:OTN:OCAPture:TRIGger:POLarity <discrete> 135
:SENSe:DATA:TELEcom:OTN:OCAPture:TRIGger:SELection? 135
:SENSe:DATA:TELEcom:OTN:OCAPture:TRIGger:SELection <discrete> 134
:SENSe:DATA:TELEcom:OTN:OCAPture? 136
:SENSe:DATA:TELEcom:OTN:OCAPture <discrete> 136
:SENSe:DATA:TELEcom:OTN:PAYLoad? 130
:SENSe:DATA:TELEcom:OTN:PAYLoad <discrete> 130
:SENSe:DATA:TELEcom:OTN:RATE? 129
:SENSe:DATA:TELEcom:OTN:RATE <discrete> 129
:SENSe:DATA:TELEcom:OTN:SCRambling? 129
:SENSe:DATA:TELEcom:OTN:SCRambling <boolean> 129
:SENSe:DATA:TELEcom:PATtern:POLarity? 66
:SENSe:DATA:TELEcom:PATtern:POLarity <discrete> 66
:SENSe:DATA:TELEcom:PATtern:TYPE:PRBS? 64
:SENSe:DATA:TELEcom:PATtern:TYPE:PRBS <discrete> 64
:SENSe:DATA:TELEcom:PATtern:TYPE:WORD:PRESet? 65
:SENSe:DATA:TELEcom:PATtern:TYPE:WORD:PRESet <discrete> 65
:SENSe:DATA:TELEcom:PATtern:TYPE:WORD:USER? 66
:SENSe:DATA:TELEcom:PATtern:TYPE:WORD:USER <numeric> 65
:SENSe:DATA:TELEcom:PATtern:TYPE:WORD? 65
:SENSe:DATA:TELEcom:PATtern:TYPE:WORD <discrete> 64
:SENSe:DATA:TELEcom:PATtern:TYPE? 64
:SENSe:DATA:TELEcom:PATtern:TYPE <discrete> 64
:SENSe:DATA:TELEcom:SDH:AU:TYPE? 254
:SENSe:DATA:TELEcom:SDH:AU:TYPE <discrete> 254
:SENSe:DATA:TELEcom:SDH:AUG1? 253
:SENSe:DATA:TELEcom:SDH:AUG1 <numeric> 253
:SENSe:DATA:TELEcom:SDH:AUG16? 253
:SENSe:DATA:TELEcom:SDH:AUG16 <numeric> 252
:SENSe:DATA:TELEcom:SDH:AUG4? 253
:SENSe:DATA:TELEcom:SDH:AUG4 <numeric> 253
:SENSe:DATA:TELEcom:SDH:AUG64? 252
:SENSe:DATA:TELEcom:SDH:AUG64 <numeric> 252
:SENSe:DATA:TELEcom:SDH:DDCC? 257
:SENSe:DATA:TELEcom:SDH:DDCC <discrete> 257
:SENSe:DATA:TELEcom:SDH:OCAPture:CHANnel:SElect? 263
:SENSe:DATA:TELEcom:SDH:OCAPture:CHANnel:SElect <numeric> 263
:SENSe:DATA:TELEcom:SDH:OCAPture:OHBYte? 263
:SENSe:DATA:TELEcom:SDH:OCAPture:OHBYte <discrete> 263
:SENSe:DATA:TELEcom:SDH:OCAPture:TRIGger:MASK? 265

:SENSe:DATA:TELEcom:SDH:OCAPture:TRIGger:MASK <string> 265
:SENSe:DATA:TELEcom:SDH:OCAPture:TRIGger:PATtern? 265
:SENSe:DATA:TELEcom:SDH:OCAPture:TRIGger:PATtern <string> 264
:SENSe:DATA:TELEcom:SDH:OCAPture:TRIGger:POLarity? 264
:SENSe:DATA:TELEcom:SDH:OCAPture:TRIGger:POLarity <discrete> 264
:SENSe:DATA:TELEcom:SDH:OCAPture:TRIGger:SELection? 264
:SENSe:DATA:TELEcom:SDH:OCAPture:TRIGger:SELection <discrete> 263
:SENSe:DATA:TELEcom:SDH:OCAPture? 265
:SENSe:DATA:TELEcom:SDH:OCAPture <discrete> 265
:SENSe:DATA:TELEcom:SDH:OVERhead:CHANnel? 257
:SENSe:DATA:TELEcom:SDH:OVERhead:CHANnel <numeric> 257
:SENSe:DATA:TELEcom:SDH:OVERhead:J0:TIM:PATtern:B16Crc? 258
:SENSe:DATA:TELEcom:SDH:OVERhead:J0:TIM:PATtern:B16Crc <string> 258
:SENSe:DATA:TELEcom:SDH:OVERhead:J0:TIM:PATtern:B64? 259
:SENSe:DATA:TELEcom:SDH:OVERhead:J0:TIM:PATtern:B64 <string> 258
:SENSe:DATA:TELEcom:SDH:OVERhead:J0:TIM:PATtern? 258
:SENSe:DATA:TELEcom:SDH:OVERhead:J0:TIM:PATtern <discrete> 258
:SENSe:DATA:TELEcom:SDH:OVERhead:J0:TIM? 257
:SENSe:DATA:TELEcom:SDH:OVERhead:J0:TIM <boolean> 257
:SENSe:DATA:TELEcom:SDH:PAYLoad? 255
:SENSe:DATA:TELEcom:SDH:PAYLoad <discrete> 255
:SENSe:DATA:TELEcom:SDH:POVerhead:J1:TIM:PATtern:B16Crc? 260
:SENSe:DATA:TELEcom:SDH:POVerhead:J1:TIM:PATtern:B16Crc <string> 259
:SENSe:DATA:TELEcom:SDH:POVerhead:J1:TIM:PATtern:B64? 260
:SENSe:DATA:TELEcom:SDH:POVerhead:J1:TIM:PATtern:B64 <string> 260
:SENSe:DATA:TELEcom:SDH:POVerhead:J1:TIM:PATtern? 259
:SENSe:DATA:TELEcom:SDH:POVerhead:J1:TIM:PATtern <discrete> 259
:SENSe:DATA:TELEcom:SDH:POVerhead:J1:TIM? 259
:SENSe:DATA:TELEcom:SDH:POVerhead:J1:TIM <boolean> 259
:SENSe:DATA:TELEcom:SDH:PRIMary:TS0? 255
:SENSe:DATA:TELEcom:SDH:PRIMary:TS0 <boolean> 255
:SENSe:DATA:TELEcom:SDH:RATE? 252
:SENSe:DATA:TELEcom:SDH:RATE <discrete> 252
:SENSe:DATA:TELEcom:SDH:TCM:HPATH? 254
:SENSe:DATA:TELEcom:SDH:TCM:HPATH <boolean> 253
:SENSe:DATA:TELEcom:SDH:TU:TYPE? 255
:SENSe:DATA:TELEcom:SDH:TU:TYPE <discrete> 254
:SENSe:DATA:TELEcom:SDH:TU? 256
:SENSe:DATA:TELEcom:SDH:TU <numeric> 256
:SENSe:DATA:TELEcom:SDH:TUG2? 256
:SENSe:DATA:TELEcom:SDH:TUG2 <numeric> 256
:SENSe:DATA:TELEcom:SDH:TUG3? 256
:SENSe:DATA:TELEcom:SDH:TUG3 <numeric> 256

:SENSe:DATA:TELEcom:SENSe? 63
:SENSe:DATA:TELEcom:SIGWizard:AU:AU3? 268
:SENSe:DATA:TELEcom:SIGWizard:AU:AU3 <numeric> 268
:SENSe:DATA:TELEcom:SIGWizard:AU:AUG1? 268
:SENSe:DATA:TELEcom:SIGWizard:AU:AUG1 <numeric> 268
:SENSe:DATA:TELEcom:SIGWizard:AU:AUG16? 267
:SENSe:DATA:TELEcom:SIGWizard:AU:AUG16 <numeric> 267
:SENSe:DATA:TELEcom:SIGWizard:AU:AUG4? 268
:SENSe:DATA:TELEcom:SIGWizard:AU:AUG4 <numeric> 267
:SENSe:DATA:TELEcom:SIGWizard:AU:AUG64? 267
:SENSe:DATA:TELEcom:SIGWizard:AU:AUG64 <numeric> 267
:SENSe:DATA:TELEcom:SIGWizard:AU:CHANnel <numeric> 268
:SENSe:DATA:TELEcom:SIGWizard:AU:SIZE? 269
:SENSe:DATA:TELEcom:SIGWizard:AU:STARt? 268
:SENSe:DATA:TELEcom:SIGWizard:INIT 74
:SENSe:DATA:TELEcom:SIGWizard:SETup:RX 74
:SENSe:DATA:TELEcom:SIGWizard:SETup:TX 74
:SENSe:DATA:TELEcom:SIGWizard:SETup:TXRX 74
:SENSe:DATA:TELEcom:SIGWizard:SSCope:ACKS 75
:SENSe:DATA:TELEcom:SIGWizard:SSCope:AUTS <discrete> 75
:SENSe:DATA:TELEcom:SIGWizard:SSCope:RESet 75
:SENSe:DATA:TELEcom:SIGWizard:SSCope:SCHNg? 75
:SENSe:DATA:TELEcom:SIGWizard:SSCope:STANdard? 76
:SENSe:DATA:TELEcom:SIGWizard:SSCope:STARt <string> 74
:SENSe:DATA:TELEcom:SIGWizard:SSCope:STOP 75
:SENSe:DATA:TELEcom:SIGWizard:SSCope:TIME? 75
:SENSe:DATA:TELEcom:SIGWizard:STATe? 74
:SENSe:DATA:TELEcom:SIGWizard:STOP 74
:SENSe:DATA:TELEcom:SIGWizard:STS:CHANnel <numeric> 349
:SENSe:DATA:TELEcom:SIGWizard:STS:SIZE? 349
:SENSe:DATA:TELEcom:SIGWizard:STS:STARt? 349
:SENSe:DATA:TELEcom:SIGWizard:STS:STS1? 349
:SENSe:DATA:TELEcom:SIGWizard:STS:STS1 <numeric> 349
:SENSe:DATA:TELEcom:SIGWizard:STS:STS3? 349
:SENSe:DATA:TELEcom:SIGWizard:STS:STS3 <numeric> 348
:SENSe:DATA:TELEcom:SONet:DDCC? 338
:SENSe:DATA:TELEcom:SONet:DDCC <discrete> 338
:SENSe:DATA:TELEcom:SONet:OCAPture:OHBYte? 344
:SENSe:DATA:TELEcom:SONet:OCAPture:OHBYte <discrete> 344
:SENSe:DATA:TELEcom:SONet:OCAPture:STS1? 344
:SENSe:DATA:TELEcom:SONet:OCAPture:STS1 <numeric> 344
:SENSe:DATA:TELEcom:SONet:OCAPture:STS3:SElect? 344
:SENSe:DATA:TELEcom:SONet:OCAPture:STS3:SElect <numeric> 344

:SENSe:DATA:TELEcom:SONet:OCAPture:TRIGger:MASK? 346
 :SENSe:DATA:TELEcom:SONet:OCAPture:TRIGger:MASK <string> 346
 :SENSe:DATA:TELEcom:SONet:OCAPture:TRIGger:PATtern? 346
 :SENSe:DATA:TELEcom:SONet:OCAPture:TRIGger:PATtern <string> 345
 :SENSe:DATA:TELEcom:SONet:OCAPture:TRIGger:POLarity? 345
 :SENSe:DATA:TELEcom:SONet:OCAPture:TRIGger:POLarity <discrete> 345
 :SENSe:DATA:TELEcom:SONet:OCAPture:TRIGger:SElection? 345
 :SENSe:DATA:TELEcom:SONet:OCAPture:TRIGger:SElection <discrete> 345
 :SENSe:DATA:TELEcom:SONet:OCAPture? 346
 :SENSe:DATA:TELEcom:SONet:OCAPture <discrete> 346
 :SENSe:DATA:TELEcom:SONet:OVERhead:CHANnel? 338
 :SENSe:DATA:TELEcom:SONet:OVERhead:CHANnel <numeric> 338
 :SENSe:DATA:TELEcom:SONet:OVERhead:J0:TIM:PATtern:B16Crc? 339
 :SENSe:DATA:TELEcom:SONet:OVERhead:J0:TIM:PATtern:B16Crc <string> 339
 :SENSe:DATA:TELEcom:SONet:OVERhead:J0:TIM:PATtern:B64? 340
 :SENSe:DATA:TELEcom:SONet:OVERhead:J0:TIM:PATtern:B64 <string> 339
 :SENSe:DATA:TELEcom:SONet:OVERhead:J0:TIM:PATtern? 339
 :SENSe:DATA:TELEcom:SONet:OVERhead:J0:TIM:PATtern <discrete> 339
 :SENSe:DATA:TELEcom:SONet:OVERhead:J0:TIM? 338
 :SENSe:DATA:TELEcom:SONet:OVERhead:J0:TIM <boolean> 338
 :SENSe:DATA:TELEcom:SONet:PAYLoad? 336
 :SENSe:DATA:TELEcom:SONet:PAYLoad <discrete> 336
 :SENSe:DATA:TELEcom:SONet:POVerhead:J1:TIM:PATtern:B16Crc? 341
 :SENSe:DATA:TELEcom:SONet:POVerhead:J1:TIM:PATtern:B16Crc <string> 340
 :SENSe:DATA:TELEcom:SONet:POVerhead:J1:TIM:PATtern:B64? 341
 :SENSe:DATA:TELEcom:SONet:POVerhead:J1:TIM:PATtern:B64 <string> 341
 :SENSe:DATA:TELEcom:SONet:POVerhead:J1:TIM:PATtern? 340
 :SENSe:DATA:TELEcom:SONet:POVerhead:J1:TIM:PATtern <discrete> 340
 :SENSe:DATA:TELEcom:SONet:POVerhead:J1:TIM? 340
 :SENSe:DATA:TELEcom:SONet:POVerhead:J1:TIM <boolean> 340
 :SENSe:DATA:TELEcom:SONet:PRIMary:TS0? 337
 :SENSe:DATA:TELEcom:SONet:PRIMary:TS0 <boolean> 336
 :SENSe:DATA:TELEcom:SONet:RATE? 334
 :SENSe:DATA:TELEcom:SONet:RATE <discrete> 334
 :SENSe:DATA:TELEcom:SONet:SPE:TYPE? 335
 :SENSe:DATA:TELEcom:SONet:SPE:TYPE <discrete> 334
 :SENSe:DATA:TELEcom:SONet:STS1? 335
 :SENSe:DATA:TELEcom:SONet:STS1 <numeric> 335
 :SENSe:DATA:TELEcom:SONet:STS3? 334
 :SENSe:DATA:TELEcom:SONet:STS3? 335
 :SENSe:DATA:TELEcom:SONet:STS3 <numeric> 334
 :SENSe:DATA:TELEcom:SONet:STS3 <numeric> 335
 :SENSe:DATA:TELEcom:SONet:VT:TYPE? 336

:SENSe:DATA:TELEcom:SONet:VT:TYPE <discrete> 336
:SENSe:DATA:TELEcom:SONet:VT? 337
:SENSe:DATA:TELEcom:SONet:VT <numeric> 337
:SENSe:DATA:TELEcom:SONet:VTGRoup? 337
:SENSe:DATA:TELEcom:SONet:VTGRoup <numeric> 337
:SENSe:DATA:TELEcom:SPDH:INBand:LPDN:CODE? 192
:SENSe:DATA:TELEcom:SPDH:INBand:LPDN:CODE <discrete> 192
:SENSe:DATA:TELEcom:SPDH:INBand:LPDN:USER? <numeric> 192
:SENSe:DATA:TELEcom:SPDH:INBand:LPDN:USER <numeric>, <numeric> 192
:SENSe:DATA:TELEcom:SPDH:INBand:LPUP:CODE? 191
:SENSe:DATA:TELEcom:SPDH:INBand:LPUP:CODE <discrete> 191
:SENSe:DATA:TELEcom:SPDH:INBand:LPUP:USER? <numeric> 191
:SENSe:DATA:TELEcom:SPDH:INBand:LPUP:USER <numeric>, <numeric> 191
:SENSe:DATA:TELEcom:SPDH:PAYLoad:FRAMing? 186
:SENSe:DATA:TELEcom:SPDH:PAYLoad:FRAMing <discrete> 185
:SENSe:DATA:TELEcom:SPDH:PAYLoad:STRucture? 186
:SENSe:DATA:TELEcom:SPDH:PAYLoad:STRucture <discrete> 186
:SENSe:DATA:TELEcom:SPDH:RATE? 185
:SENSe:DATA:TELEcom:SPDH:RATE <discrete> 185
:SENSe:DATA:TELEcom:SPDH:TSIGnal:FRAMing? 187
:SENSe:DATA:TELEcom:SPDH:TSIGnal:FRAMing <discrete> 187
:SENSe:DATA:TELEcom:SPDH:TSIGnal:RATE? 187
:SENSe:DATA:TELEcom:SPDH:TSIGnal:RATE <discrete> 187
:SENSe:DATA:TELEcom:SPDH:TSIGnal:TRIButary:DS1? 189
:SENSe:DATA:TELEcom:SPDH:TSIGnal:TRIButary:DS1 <numeric> 188
:SENSe:DATA:TELEcom:SPDH:TSIGnal:TRIButary:DS2? 189
:SENSe:DATA:TELEcom:SPDH:TSIGnal:TRIButary:DS2 <numeric> 189
:SENSe:DATA:TELEcom:SPDH:TSIGnal:TRIButary:M2? 188
:SENSe:DATA:TELEcom:SPDH:TSIGnal:TRIButary:M2 <numeric> 188
:SENSe:DATA:TELEcom:SPDH:TSIGnal:TRIButary:M34? 188
:SENSe:DATA:TELEcom:SPDH:TSIGnal:TRIButary:M34 <numeric> 188
:SENSe:DATA:TELEcom:SPDH:TSIGnal:TRIButary:M8? 188
:SENSe:DATA:TELEcom:SPDH:TSIGnal:TRIButary:M8 <numeric> 188
:SENSe:DATA:TELEcom:SPDH:TSIGnal:TSLot:DS1:K56? 190
:SENSe:DATA:TELEcom:SPDH:TSIGnal:TSLot:DS1:K56 <numeric> 190
:SENSe:DATA:TELEcom:SPDH:TSIGnal:TSLot:DS1:K56Xn? 191
:SENSe:DATA:TELEcom:SPDH:TSIGnal:TSLot:DS1:K56Xn <numeric> 190
:SENSe:DATA:TELEcom:SPDH:TSIGnal:TSLot:DS1:K64? 190
:SENSe:DATA:TELEcom:SPDH:TSIGnal:TSLot:DS1:K64 <numeric> 190
:SENSe:DATA:TELEcom:SPDH:TSIGnal:TSLot:DS1:K64Xn? 190
:SENSe:DATA:TELEcom:SPDH:TSIGnal:TSLot:DS1:K64Xn <numeric> 190
:SENSe:DATA:TELEcom:SPDH:TSIGnal:TSLot:M2:K64? 189
:SENSe:DATA:TELEcom:SPDH:TSIGnal:TSLot:M2:K64 <numeric> 189

13 Command Index

:SENSe:DATA:TELeCom:SPDH:TSIGnal:TSLot:M2:K64Xn? 189
:SENSe:DATA:TELeCom:SPDH:TSIGnal:TSLot:M2:K64Xn <numeric> 189
:SENSe:DATA:TELeCom:TEST:PERiod? <numeric>, <numeric>, <numeric> 82
:SENSe:DATA:TELeCom:TEST:PERiod <numeric>, <numeric>, <numeric>, <numeric> 81
:SENSe:DATA:TELeCom:TEST:STARt? <numeric>, <numeric>, <numeric>, <numeric> 82
:SENSe:DATA:TELeCom:TEST:STARt <numeric>, <numeric>, <numeric>, <numeric>, <numeric> 82
:SENSe:DATA:TELeCom:TEST:TYPE? 81
:SENSe:DATA:TELeCom:TEST:TYPE <discrete> 81
:SENSe:DATA:TELeCom:TEST? 81
:SENSe:DATA:TELeCom:TEST <boolean> 80
:SENSe:DATA:TELeCom:UNFRamed:RATE? 377
:SENSe:DATA:TELeCom:UNFRamed:RATE <discrete> 377
:SOURce:CLOCK:FORMat? 49
:SOURce:CLOCK:FORMat <discrete> 49
:SOURce:CLOCK:OTN:FOFFset:OFFSet? 126
:SOURce:CLOCK:OTN:FOFFset:OFFSet <numeric> 126
:SOURce:CLOCK:OTN:FOFFset:OPU:OFFSet? 127
:SOURce:CLOCK:OTN:FOFFset:OPU:OFFSet <numeric> 127
:SOURce:CLOCK:OTN:FOFFset:OPU? 126
:SOURce:CLOCK:OTN:FOFFset:OPU <boolean> 126
:SOURce:CLOCK:OTN:FOFFset? 126
:SOURce:CLOCK:OTN:FOFFset <boolean> 126
:SOURce:CLOCK:RECovered? 49
:SOURce:CLOCK:RECovered <discrete> 48
:SOURce:CLOCK:SDH:FOFFset:OFFSet? 230
:SOURce:CLOCK:SDH:FOFFset:OFFSet <numeric> 230
:SOURce:CLOCK:SDH:FOFFset? 230
:SOURce:CLOCK:SDH:FOFFset <boolean> 230
:SOURce:CLOCK:SONet:FOFFset:ACTive? 314
:SOURce:CLOCK:SONet:FOFFset:OFFSet? 314
:SOURce:CLOCK:SONet:FOFFset:OFFSet <numeric> 314
:SOURce:CLOCK:SONet:FOFFset? 314
:SOURce:CLOCK:SONet:FOFFset <boolean> 314
:SOURce:CLOCK:SOURce? 48
:SOURce:CLOCK:SOURce <discrete> 48
:SOURce:CLOCK:SPDH:FOFFset:OFFSet? 175
:SOURce:CLOCK:SPDH:FOFFset:OFFSet <numeric> 175
:SOURce:CLOCK:SPDH:FOFFset? 175
:SOURce:CLOCK:SPDH:FOFFset <boolean> 175
:SOURce:CLOCK:UNFRamed:FOFFset:OFFSet? 376
:SOURce:CLOCK:UNFRamed:FOFFset:OFFSet <numeric> 376
:SOURce:CLOCK:UNFRamed:FOFFset? 376
:SOURce:CLOCK:UNFRamed:FOFFset <boolean> 376

:SOURce:DATA:TELecom:ALARm:GRoup? 55
 :SOURce:DATA:TELecom:ALARm:GRoup <discrete> 55
 :SOURce:DATA:TELecom:ALARm:STRes:PULSe 56
 :SOURce:DATA:TELecom:ALARm:STRes:PULSe:DURation? 56
 :SOURce:DATA:TELecom:ALARm:STRes:PULSe:DURation <numeric> 56
 :SOURce:DATA:TELecom:ALARm:STRes:SEQuence:MDURation? 58
 :SOURce:DATA:TELecom:ALARm:STRes:SEQuence:MDURation <numeric> 58
 :SOURce:DATA:TELecom:ALARm:STRes:SEQuence:NDURation? 57
 :SOURce:DATA:TELecom:ALARm:STRes:SEQuence:NDURation <numeric> 57
 :SOURce:DATA:TELecom:ALARm:STRes:SEQuence:PDURation? 57
 :SOURce:DATA:TELecom:ALARm:STRes:SEQuence:PDURation <numeric> 57
 :SOURce:DATA:TELecom:ALARm:STRes:SEQuence? 57
 :SOURce:DATA:TELecom:ALARm:STRes:SEQuence <boolean> 56
 :SOURce:DATA:TELecom:ALARm:STRes:SINGle 58
 :SOURce:DATA:TELecom:ALARm:STRes:TYPE? 56
 :SOURce:DATA:TELecom:ALARm:STRes:TYPE <discrete> 55
 :SOURce:DATA:TELecom:ALARm? 55
 :SOURce:DATA:TELecom:ALARm? 125
 :SOURce:DATA:TELecom:ALARm? 238
 :SOURce:DATA:TELecom:ALARm? 321
 :SOURce:DATA:TELecom:ALARm <boolean> 55
 :SOURce:DATA:TELecom:ALARm <boolean> 125
 :SOURce:DATA:TELecom:ALARm <boolean> 238
 :SOURce:DATA:TELecom:ALARm <boolean> 320
 :SOURce:DATA:TELecom:ERRor:GRoup? 54
 :SOURce:DATA:TELecom:ERRor:GRoup <discrete> 54
 :SOURce:DATA:TELecom:ERRor:SINGle 54
 :SOURce:DATA:TELecom:ERRor:SINGle 118
 :SOURce:DATA:TELecom:ERRor:SINGle 178
 :SOURce:DATA:TELecom:ERRor:SINGle 232
 :SOURce:DATA:TELecom:ERRor:SINGle 316
 :SOURce:DATA:TELecom:ERRor:SINGle 373
 :SOURce:DATA:TELecom:MODE? 47
 :SOURce:DATA:TELecom:MODE <discrete> 47
 :SOURce:DATA:TELecom:OTN:ALARm:GRoup? 121
 :SOURce:DATA:TELecom:OTN:ALARm:GRoup <discrete> 121
 :SOURce:DATA:TELecom:OTN:ALARm:HERDi? 124
 :SOURce:DATA:TELecom:OTN:ALARm:HERDi <discrete> 124
 :SOURce:DATA:TELecom:OTN:ALARm:OOF 125
 :SOURce:DATA:TELecom:OTN:ALARm:OOM 125
 :SOURce:DATA:TELecom:OTN:ALARm:OTN? 122
 :SOURce:DATA:TELecom:OTN:ALARm:OTN <discrete> 122
 :SOURce:DATA:TELecom:OTN:ALARm:PATH? 123

13 Command Index

:SOURCE:DATA:TELEcom:OTN:ALARm:PATH <discrete> 123
:SOURCE:DATA:TELEcom:OTN:ALARm:PHYSical? 121
:SOURCE:DATA:TELEcom:OTN:ALARm:PHYSical <discrete> 121
:SOURCE:DATA:TELEcom:OTN:ALARm:SECTion? 122
:SOURCE:DATA:TELEcom:OTN:ALARm:SECTion <discrete> 122
:SOURCE:DATA:TELEcom:OTN:ALARm:TCM? 124
:SOURCE:DATA:TELEcom:OTN:ALARm:TCM <discrete> 124
:SOURCE:DATA:TELEcom:OTN:ALARm:TRANSport? 123
:SOURCE:DATA:TELEcom:OTN:ALARm:TRANSport <discrete> 123
:SOURCE:DATA:TELEcom:OTN:ERRor:APSThreshold:EINTerval? 120
:SOURCE:DATA:TELEcom:OTN:ERRor:APSThreshold:EINTerval <discrete> 120
:SOURCE:DATA:TELEcom:OTN:ERRor:APSThreshold:NERRors? 120
:SOURCE:DATA:TELEcom:OTN:ERRor:APSThreshold:NERRors <numeric> 119
:SOURCE:DATA:TELEcom:OTN:ERRor:GROup? 115
:SOURCE:DATA:TELEcom:OTN:ERRor:GROup <discrete> 115
:SOURCE:DATA:TELEcom:OTN:ERRor:OTN? 116
:SOURCE:DATA:TELEcom:OTN:ERRor:OTN <discrete> 115
:SOURCE:DATA:TELEcom:OTN:ERRor:PATH? 117
:SOURCE:DATA:TELEcom:OTN:ERRor:PATH <discrete> 116
:SOURCE:DATA:TELEcom:OTN:ERRor:PATtern? 117
:SOURCE:DATA:TELEcom:OTN:ERRor:PATtern <discrete> 117
:SOURCE:DATA:TELEcom:OTN:ERRor:RATE:USER:ACTion? 119
:SOURCE:DATA:TELEcom:OTN:ERRor:RATE:USER:ACTion <boolean> 119
:SOURCE:DATA:TELEcom:OTN:ERRor:RATE:USER? 119
:SOURCE:DATA:TELEcom:OTN:ERRor:RATE:USER <numeric> 118
:SOURCE:DATA:TELEcom:OTN:ERRor:RATE? 118
:SOURCE:DATA:TELEcom:OTN:ERRor:RATE <discrete> 118
:SOURCE:DATA:TELEcom:OTN:ERRor:SECTion? 116
:SOURCE:DATA:TELEcom:OTN:ERRor:SECTion <discrete> 116
:SOURCE:DATA:TELEcom:OTN:ERRor:TCM? 117
:SOURCE:DATA:TELEcom:OTN:ERRor:TCM <discrete> 117
:SOURCE:DATA:TELEcom:OTN:ERRor:TRANSport? 116
:SOURCE:DATA:TELEcom:OTN:ERRor:TRANSport <discrete> 116
:SOURCE:DATA:TELEcom:OTN:FEC? 106
:SOURCE:DATA:TELEcom:OTN:FEC <boolean> 106
:SOURCE:DATA:TELEcom:OTN:IGCC? 128
:SOURCE:DATA:TELEcom:OTN:IGCC <discrete> 128
:SOURCE:DATA:TELEcom:OTN:MAPPing? 107
:SOURCE:DATA:TELEcom:OTN:MAPPing <discrete> 107
:SOURCE:DATA:TELEcom:OTN:OVERhead:DATA? <discrete> 108
:SOURCE:DATA:TELEcom:OTN:OVERhead:DATA <discrete>, <numeric> 108
:SOURCE:DATA:TELEcom:OTN:OVERhead:DEFault 108
:SOURCE:DATA:TELEcom:OTN:OVERhead:PM:DAPI:B15? 109

:SOURce:DATA:TELEcom:OTN:OVERhead:PM:DAPI:B15 <string> 109
 :SOURce:DATA:TELEcom:OTN:OVERhead:PM:OPSPec:B32? 109
 :SOURce:DATA:TELEcom:OTN:OVERhead:PM:OPSPec:B32 <string> 109
 :SOURce:DATA:TELEcom:OTN:OVERhead:PM:SAPI:B15? 109
 :SOURce:DATA:TELEcom:OTN:OVERhead:PM:SAPI:B15 <string> 109
 :SOURce:DATA:TELEcom:OTN:OVERhead:PTYPe:USER? 111
 :SOURce:DATA:TELEcom:OTN:OVERhead:PTYPe:USER <numeric> 111
 :SOURce:DATA:TELEcom:OTN:OVERhead:PTYPe? 111
 :SOURce:DATA:TELEcom:OTN:OVERhead:PTYPe <discrete> 110
 :SOURce:DATA:TELEcom:OTN:OVERhead:SM:DAPI:B15? 110
 :SOURce:DATA:TELEcom:OTN:OVERhead:SM:DAPI:B15 <string> 110
 :SOURce:DATA:TELEcom:OTN:OVERhead:SM:OPSPec:B32? 110
 :SOURce:DATA:TELEcom:OTN:OVERhead:SM:OPSPec:B32 <string> 110
 :SOURce:DATA:TELEcom:OTN:OVERhead:SM:SAPI:B15? 110
 :SOURce:DATA:TELEcom:OTN:OVERhead:SM:SAPI:B15 <string> 110
 :SOURce:DATA:TELEcom:OTN:PAYLoad? 107
 :SOURce:DATA:TELEcom:OTN:PAYLoad <discrete> 107
 :SOURce:DATA:TELEcom:OTN:RATE? 106
 :SOURce:DATA:TELEcom:OTN:RATE <discrete> 106
 :SOURce:DATA:TELEcom:OTN:SCRambling? 106
 :SOURce:DATA:TELEcom:OTN:SCRambling <boolean> 106
 :SOURce:DATA:TELEcom:OTN:SEQuence:DATA? <numeric> 113
 :SOURce:DATA:TELEcom:OTN:SEQuence:DATA <numeric>, <string> 113
 :SOURce:DATA:TELEcom:OTN:SEQuence:DEFAult 112
 :SOURce:DATA:TELEcom:OTN:SEQuence:FCOunt? <numeric> 112
 :SOURce:DATA:TELEcom:OTN:SEQuence:FCOunt <numeric>, <numeric> 112
 :SOURce:DATA:TELEcom:OTN:SEQuence:INCRement 112
 :SOURce:DATA:TELEcom:OTN:SEQuence:MODE? 113
 :SOURce:DATA:TELEcom:OTN:SEQuence:MODE <discrete> 113
 :SOURce:DATA:TELEcom:OTN:SEQuence:OHBYte? 112
 :SOURce:DATA:TELEcom:OTN:SEQuence:OHBYte <discrete> 111
 :SOURce:DATA:TELEcom:OTN:SEQuence? 114
 :SOURce:DATA:TELEcom:OTN:SEQuence <discrete> 113
 :SOURce:DATA:TELEcom:PATtern:POLarity? 51
 :SOURce:DATA:TELEcom:PATtern:POLarity <discrete> 50
 :SOURce:DATA:TELEcom:PATtern:TYPE:PRBS? 50
 :SOURce:DATA:TELEcom:PATtern:TYPE:PRBS <discrete> 50
 :SOURce:DATA:TELEcom:PATtern:TYPE:WORD:PRESet? 52
 :SOURce:DATA:TELEcom:PATtern:TYPE:WORD:PRESet <discrete> 51
 :SOURce:DATA:TELEcom:PATtern:TYPE:WORD:USER? 52
 :SOURce:DATA:TELEcom:PATtern:TYPE:WORD:USER <numeric> 52
 :SOURce:DATA:TELEcom:PATtern:TYPE:WORD? 51
 :SOURce:DATA:TELEcom:PATtern:TYPE:WORD <discrete> 51

:SOURCE:DATA:TELEcom:PATtern:TYPE? 50
:SOURCE:DATA:TELEcom:PATtern:TYPE <discrete> 50
:SOURCE:DATA:TELEcom:SDH:ALARm:OOF 236
:SOURCE:DATA:TELEcom:SDH:ALARm:PATH? 237
:SOURCE:DATA:TELEcom:SDH:ALARm:PATH <discrete> 236
:SOURCE:DATA:TELEcom:SDH:ALARm:PHYSical? 236
:SOURCE:DATA:TELEcom:SDH:ALARm:PHYSical <discrete> 236
:SOURCE:DATA:TELEcom:SDH:ALARm:SECTion? 236
:SOURCE:DATA:TELEcom:SDH:ALARm:SECTion <discrete> 236
:SOURCE:DATA:TELEcom:SDH:ALARm:TCM? 238
:SOURCE:DATA:TELEcom:SDH:ALARm:TCM <discrete> 237
:SOURCE:DATA:TELEcom:SDH:APSMessages:ARCHitecture? 247
:SOURCE:DATA:TELEcom:SDH:APSMessages:ARCHitecture <discrete> 247
:SOURCE:DATA:TELEcom:SDH:APSMessages:BRIDge? 247
:SOURCE:DATA:TELEcom:SDH:APSMessages:BRIDge <numeric> 246
:SOURCE:DATA:TELEcom:SDH:APSMessages:CHANnel? 246
:SOURCE:DATA:TELEcom:SDH:APSMessages:CHANnel <numeric> 245
:SOURCE:DATA:TELEcom:SDH:APSMessages:DNODE? 249
:SOURCE:DATA:TELEcom:SDH:APSMessages:DNODE <numeric> 248
:SOURCE:DATA:TELEcom:SDH:APSMessages:DOWNload 250
:SOURCE:DATA:TELEcom:SDH:APSMessages:PCODE? 249
:SOURCE:DATA:TELEcom:SDH:APSMessages:PCODE <discrete> 249
:SOURCE:DATA:TELEcom:SDH:APSMessages:RCODE? 248
:SOURCE:DATA:TELEcom:SDH:APSMessages:RCODE <discrete> 247
:SOURCE:DATA:TELEcom:SDH:APSMessages:REQuest? 245
:SOURCE:DATA:TELEcom:SDH:APSMessages:REQuest <discrete> 244
:SOURCE:DATA:TELEcom:SDH:APSMessages:REServed? 247
:SOURCE:DATA:TELEcom:SDH:APSMessages:REServed <numeric> 247
:SOURCE:DATA:TELEcom:SDH:APSMessages:SCODE? 250
:SOURCE:DATA:TELEcom:SDH:APSMessages:SCODE <numeric> 249
:SOURCE:DATA:TELEcom:SDH:APSMessages:SNODE? 249
:SOURCE:DATA:TELEcom:SDH:APSMessages:SNODE <numeric> 249
:SOURCE:DATA:TELEcom:SDH:APSMessages:TOPology:TYPE? 244
:SOURCE:DATA:TELEcom:SDH:APSMessages:TOPology:TYPE <discrete> 244
:SOURCE:DATA:TELEcom:SDH:APSMessages:TOPology? 244
:SOURCE:DATA:TELEcom:SDH:APSMessages:TOPology <discrete> 244
:SOURCE:DATA:TELEcom:SDH:AU:BACKground? 209
:SOURCE:DATA:TELEcom:SDH:AU:BACKground <discrete> 209
:SOURCE:DATA:TELEcom:SDH:AU:MIXed:FOReground? 202
:SOURCE:DATA:TELEcom:SDH:AU:MIXed:FOReground <numeric> 202
:SOURCE:DATA:TELEcom:SDH:AU:MIXed:RESet <discrete> 202
:SOURCE:DATA:TELEcom:SDH:AU:MIXed:TYPE? <numeric> 203
:SOURCE:DATA:TELEcom:SDH:AU:MIXed:TYPE <numeric>, <discrete> 203

:SOURCE:DATA:TELECOM:SDH:AU:STRUCTURE? 202
 :SOURCE:DATA:TELECOM:SDH:AU:STRUCTURE <discrete> 201
 :SOURCE:DATA:TELECOM:SDH:AU:TYPE? 206
 :SOURCE:DATA:TELECOM:SDH:AU:TYPE <discrete> 206
 :SOURCE:DATA:TELECOM:SDH:AU3? 205
 :SOURCE:DATA:TELECOM:SDH:AU3 <numeric> 205
 :SOURCE:DATA:TELECOM:SDH:AUG1? 205
 :SOURCE:DATA:TELECOM:SDH:AUG1 <numeric> 204
 :SOURCE:DATA:TELECOM:SDH:AUG16? 204
 :SOURCE:DATA:TELECOM:SDH:AUG16 <numeric> 204
 :SOURCE:DATA:TELECOM:SDH:AUG4? 204
 :SOURCE:DATA:TELECOM:SDH:AUG4 <numeric> 204
 :SOURCE:DATA:TELECOM:SDH:AUG64? 204
 :SOURCE:DATA:TELECOM:SDH:AUG64 <numeric> 203
 :SOURCE:DATA:TELECOM:SDH:ERROR:APSTHRESHOLD:EINTERVAL? 235
 :SOURCE:DATA:TELECOM:SDH:ERROR:APSTHRESHOLD:EINTERVAL <discrete> 234
 :SOURCE:DATA:TELECOM:SDH:ERROR:APSTHRESHOLD:NERRORS? 234
 :SOURCE:DATA:TELECOM:SDH:ERROR:APSTHRESHOLD:NERRORS <numeric> 234
 :SOURCE:DATA:TELECOM:SDH:ERROR:PATH? 232
 :SOURCE:DATA:TELECOM:SDH:ERROR:PATH <discrete> 231
 :SOURCE:DATA:TELECOM:SDH:ERROR:PHYSICAL? 231
 :SOURCE:DATA:TELECOM:SDH:ERROR:PHYSICAL <discrete> 231
 :SOURCE:DATA:TELECOM:SDH:ERROR:RATE:USER:ACTION? 234
 :SOURCE:DATA:TELECOM:SDH:ERROR:RATE:USER:ACTION <boolean> 234
 :SOURCE:DATA:TELECOM:SDH:ERROR:RATE:USER? 233
 :SOURCE:DATA:TELECOM:SDH:ERROR:RATE:USER <numeric> 233
 :SOURCE:DATA:TELECOM:SDH:ERROR:RATE? 233
 :SOURCE:DATA:TELECOM:SDH:ERROR:RATE <discrete> 232
 :SOURCE:DATA:TELECOM:SDH:ERROR:SECTION? 231
 :SOURCE:DATA:TELECOM:SDH:ERROR:SECTION <discrete> 231
 :SOURCE:DATA:TELECOM:SDH:ERROR:TCM? 232
 :SOURCE:DATA:TELECOM:SDH:ERROR:TCM <discrete> 232
 :SOURCE:DATA:TELECOM:SDH:IDCC? 251
 :SOURCE:DATA:TELECOM:SDH:IDCC <discrete> 251
 :SOURCE:DATA:TELECOM:SDH:OVERHEAD:DATA? <numeric>, <numeric>, <discrete> 212
 :SOURCE:DATA:TELECOM:SDH:OVERHEAD:DATA <numeric>, <numeric>, <discrete>, <numeric> 211
 :SOURCE:DATA:TELECOM:SDH:OVERHEAD:DEFAULT 211
 :SOURCE:DATA:TELECOM:SDH:OVERHEAD:J0:PATTERN:ARRAY? 214
 :SOURCE:DATA:TELECOM:SDH:OVERHEAD:J0:PATTERN:B16CRC? 213
 :SOURCE:DATA:TELECOM:SDH:OVERHEAD:J0:PATTERN:B16CRC <string> 213
 :SOURCE:DATA:TELECOM:SDH:OVERHEAD:J0:PATTERN:B64? 214
 :SOURCE:DATA:TELECOM:SDH:OVERHEAD:J0:PATTERN:B64 <string> 213
 :SOURCE:DATA:TELECOM:SDH:OVERHEAD:J0:PATTERN:FIXED? 213

:SOURCE:DATA:TELECOM:SDH:OVERHEAD:J0:PATTERN:FIXED <numeric> 212
 :SOURCE:DATA:TELECOM:SDH:OVERHEAD:J0:PATTERN? 212
 :SOURCE:DATA:TELECOM:SDH:OVERHEAD:J0:PATTERN <discrete> 212
 :SOURCE:DATA:TELECOM:SDH:OVERHEAD:SBYTE? 214
 :SOURCE:DATA:TELECOM:SDH:OVERHEAD:SBYTE <discrete> 214
 :SOURCE:DATA:TELECOM:SDH:PAYLOAD:FOFFSET? 208
 :SOURCE:DATA:TELECOM:SDH:PAYLOAD:FOFFSET <boolean> 208
 :SOURCE:DATA:TELECOM:SDH:PAYLOAD:OFFSET? 209
 :SOURCE:DATA:TELECOM:SDH:PAYLOAD:OFFSET <numeric> 208
 :SOURCE:DATA:TELECOM:SDH:PAYLOAD? 207
 :SOURCE:DATA:TELECOM:SDH:PAYLOAD <discrete> 207
 :SOURCE:DATA:TELECOM:SDH:POINTER:BURST:ACTION 240
 :SOURCE:DATA:TELECOM:SDH:POINTER:BURST:DIRRECTION? 241
 :SOURCE:DATA:TELECOM:SDH:POINTER:BURST:DIRRECTION <discrete> 241
 :SOURCE:DATA:TELECOM:SDH:POINTER:BURST:SIZE? 241
 :SOURCE:DATA:TELECOM:SDH:POINTER:BURST:SIZE <numeric> 241
 :SOURCE:DATA:TELECOM:SDH:POINTER:NEW:ACTION 241
 :SOURCE:DATA:TELECOM:SDH:POINTER:NEW:FLAG? 242
 :SOURCE:DATA:TELECOM:SDH:POINTER:NEW:FLAG <discrete> 242
 :SOURCE:DATA:TELECOM:SDH:POINTER:NEW:VALUE? 242
 :SOURCE:DATA:TELECOM:SDH:POINTER:NEW:VALUE <numeric> 242
 :SOURCE:DATA:TELECOM:SDH:POINTER:OFFSET:ACTION? 242
 :SOURCE:DATA:TELECOM:SDH:POINTER:OFFSET:ACTION <boolean> 242
 :SOURCE:DATA:TELECOM:SDH:POINTER:OFFSET:RATE? 243
 :SOURCE:DATA:TELECOM:SDH:POINTER:OFFSET:RATE <numeric> 243
 :SOURCE:DATA:TELECOM:SDH:POINTER:OFFSET? 243
 :SOURCE:DATA:TELECOM:SDH:POINTER:OFFSET <discrete> 243
 :SOURCE:DATA:TELECOM:SDH:POINTER:TRANSMITTED? 240
 :SOURCE:DATA:TELECOM:SDH:POINTER:TYPE? 240
 :SOURCE:DATA:TELECOM:SDH:POINTER:TYPE <discrete> 240
 :SOURCE:DATA:TELECOM:SDH:POINTER? 240
 :SOURCE:DATA:TELECOM:SDH:POINTER <boolean> 240
 :SOURCE:DATA:TELECOM:SDH:POVERHEAD:DATA? <discrete> 215
 :SOURCE:DATA:TELECOM:SDH:POVERHEAD:DATA <discrete>, <numeric> 214
 :SOURCE:DATA:TELECOM:SDH:POVERHEAD:H4SEQUENCE? 219
 :SOURCE:DATA:TELECOM:SDH:POVERHEAD:H4SEQUENCE <discrete> 219
 :SOURCE:DATA:TELECOM:SDH:POVERHEAD:J1:PATTERN:ARRAY? 216
 :SOURCE:DATA:TELECOM:SDH:POVERHEAD:J1:PATTERN:B16CRC? 216
 :SOURCE:DATA:TELECOM:SDH:POVERHEAD:J1:PATTERN:B16CRC <string> 215
 :SOURCE:DATA:TELECOM:SDH:POVERHEAD:J1:PATTERN:B64? 216
 :SOURCE:DATA:TELECOM:SDH:POVERHEAD:J1:PATTERN:B64 <string> 216
 :SOURCE:DATA:TELECOM:SDH:POVERHEAD:J1:PATTERN? 215
 :SOURCE:DATA:TELECOM:SDH:POVERHEAD:J1:PATTERN <discrete> 215

:SOURce:DATA:TELeCom:SDH:POVerhead:J2:PATtern:FIXed? 223
 :SOURce:DATA:TELeCom:SDH:POVerhead:J2:PATtern:FIXed <numeric> 223
 :SOURce:DATA:TELeCom:SDH:POVerhead:SLABel? 217
 :SOURce:DATA:TELeCom:SDH:POVerhead:SLABel <discrete> 216
 :SOURce:DATA:TELeCom:SDH:RATE? 201
 :SOURce:DATA:TELeCom:SDH:RATE <discrete> 201
 :SOURce:DATA:TELeCom:SDH:SEQuence:CHANnel:SElect? 226
 :SOURce:DATA:TELeCom:SDH:SEQuence:CHANnel:SElect <numeric> 226
 :SOURce:DATA:TELeCom:SDH:SEQuence:DATA? <numeric> 228
 :SOURce:DATA:TELeCom:SDH:SEQuence:DATA <numeric>, <string> 228
 :SOURce:DATA:TELeCom:SDH:SEQuence:DEfault 227
 :SOURce:DATA:TELeCom:SDH:SEQuence:FCOut? <numeric> 227
 :SOURce:DATA:TELeCom:SDH:SEQuence:FCOut <numeric>, <numeric> 227
 :SOURce:DATA:TELeCom:SDH:SEQuence:INCRement 227
 :SOURce:DATA:TELeCom:SDH:SEQuence:MODE? 228
 :SOURce:DATA:TELeCom:SDH:SEQuence:MODE <discrete> 228
 :SOURce:DATA:TELeCom:SDH:SEQuence:OHBYte? 227
 :SOURce:DATA:TELeCom:SDH:SEQuence:OHBYte <discrete> 226
 :SOURce:DATA:TELeCom:SDH:SEQuence? 229
 :SOURce:DATA:TELeCom:SDH:SEQuence <discrete> 228
 :SOURce:DATA:TELeCom:SDH:TCM:APID:PATtern:ARRay? 218
 :SOURce:DATA:TELeCom:SDH:TCM:APID:PATtern:B16Crc? 218
 :SOURce:DATA:TELeCom:SDH:TCM:APID:PATtern:B16Crc <string> 218
 :SOURce:DATA:TELeCom:SDH:TCM:APID:PATtern? 218
 :SOURce:DATA:TELeCom:SDH:TCM:APID:PATtern <discrete> 218
 :SOURce:DATA:TELeCom:SDH:TCM:HPATH? 205
 :SOURce:DATA:TELeCom:SDH:TCM:HPATH <boolean> 205
 :SOURce:DATA:TELeCom:SDH:TCM:LPAth? 206
 :SOURce:DATA:TELeCom:SDH:TCM:LPAth <boolean> 205
 :SOURce:DATA:TELeCom:SDH:THRmode:COVerwrite? 201
 :SOURce:DATA:TELeCom:SDH:THRmode:COVerwrite <boolean> 201
 :SOURce:DATA:TELeCom:SDH:TU:BACKground:PAYLoad:PATtern? 209
 :SOURce:DATA:TELeCom:SDH:TU:BACKground:PAYLoad:PATtern <discrete> 209
 :SOURce:DATA:TELeCom:SDH:TU:POVerhead:C2:SLABel? 222
 :SOURce:DATA:TELeCom:SDH:TU:POVerhead:C2:SLABel <discrete> 221
 :SOURce:DATA:TELeCom:SDH:TU:POVerhead:DATA? <discrete> 219
 :SOURce:DATA:TELeCom:SDH:TU:POVerhead:DATA <discrete>, <numeric> 219
 :SOURce:DATA:TELeCom:SDH:TU:POVerhead:J1:PATtern:ARRay? 221
 :SOURce:DATA:TELeCom:SDH:TU:POVerhead:J1:PATtern:B16Crc? 220
 :SOURce:DATA:TELeCom:SDH:TU:POVerhead:J1:PATtern:B16Crc <string> 220
 :SOURce:DATA:TELeCom:SDH:TU:POVerhead:J1:PATtern:B64? 221
 :SOURce:DATA:TELeCom:SDH:TU:POVerhead:J1:PATtern:B64 <string> 220
 :SOURce:DATA:TELeCom:SDH:TU:POVerhead:J1:PATtern? 220

:SOURCE:DATA:TELEcom:SDH:TU:POVerhead:J1:PATtern <discrete> 219
 :SOURCE:DATA:TELEcom:SDH:TU:POVerhead:J2:PATtern:ARRay? 224
 :SOURCE:DATA:TELEcom:SDH:TU:POVerhead:J2:PATtern:B16Crc? 224
 :SOURCE:DATA:TELEcom:SDH:TU:POVerhead:J2:PATtern:B16Crc <string> 223
 :SOURCE:DATA:TELEcom:SDH:TU:POVerhead:J2:PATtern? 223
 :SOURCE:DATA:TELEcom:SDH:TU:POVerhead:J2:PATtern <discrete> 222
 :SOURCE:DATA:TELEcom:SDH:TU:POVerhead:V5:SLABel? 222
 :SOURCE:DATA:TELEcom:SDH:TU:POVerhead:V5:SLABel <numeric> 222
 :SOURCE:DATA:TELEcom:SDH:TU:TCM:N1:APID:PATtern:ARRay? 225
 :SOURCE:DATA:TELEcom:SDH:TU:TCM:N1:APID:PATtern:B16Crc? 225
 :SOURCE:DATA:TELEcom:SDH:TU:TCM:N1:APID:PATtern:B16Crc <string> 224
 :SOURCE:DATA:TELEcom:SDH:TU:TCM:N1:APID:PATtern? 224
 :SOURCE:DATA:TELEcom:SDH:TU:TCM:N1:APID:PATtern <discrete> 224
 :SOURCE:DATA:TELEcom:SDH:TU:TCM:N2:APID:PATtern:ARRay? 226
 :SOURCE:DATA:TELEcom:SDH:TU:TCM:N2:APID:PATtern:B16Crc? 226
 :SOURCE:DATA:TELEcom:SDH:TU:TCM:N2:APID:PATtern:B16Crc <string> 225
 :SOURCE:DATA:TELEcom:SDH:TU:TCM:N2:APID:PATtern? 225
 :SOURCE:DATA:TELEcom:SDH:TU:TCM:N2:APID:PATtern <discrete> 225
 :SOURCE:DATA:TELEcom:SDH:TU:TYPE? 207
 :SOURCE:DATA:TELEcom:SDH:TU:TYPE <discrete> 206
 :SOURCE:DATA:TELEcom:SDH:TU? 208
 :SOURCE:DATA:TELEcom:SDH:TU <numeric> 208
 :SOURCE:DATA:TELEcom:SDH:TUG2? 208
 :SOURCE:DATA:TELEcom:SDH:TUG2 <numeric> 208
 :SOURCE:DATA:TELEcom:SDH:TUG3:BACKground:PAYLoad:PATtern:USER? <numeric> 210
 :SOURCE:DATA:TELEcom:SDH:TUG3:BACKground:PAYLoad:PATtern:USER <numeric>, <numeric> 210
 :SOURCE:DATA:TELEcom:SDH:TUG3:BACKground:PAYLoad:PATtern? <numeric> 210
 :SOURCE:DATA:TELEcom:SDH:TUG3:BACKground:PAYLoad:PATtern <numeric>, <discrete> 209
 :SOURCE:DATA:TELEcom:SDH:TUG3? 207
 :SOURCE:DATA:TELEcom:SDH:TUG3 <numeric> 207
 :SOURCE:DATA:TELEcom:SONet:ALARm:PATH? 320
 :SOURCE:DATA:TELEcom:SONet:ALARm:PATH <discrete> 319
 :SOURCE:DATA:TELEcom:SONet:ALARm:PHYSical? 319
 :SOURCE:DATA:TELEcom:SONet:ALARm:PHYSical <discrete> 319
 :SOURCE:DATA:TELEcom:SONet:ALARm:SEF 319
 :SOURCE:DATA:TELEcom:SONet:ALARm:TRANsport? 319
 :SOURCE:DATA:TELEcom:SONet:ALARm:TRANsport <discrete> 319
 :SOURCE:DATA:TELEcom:SONet:APSMessages:ARCHitecture? 329
 :SOURCE:DATA:TELEcom:SONet:APSMessages:ARCHitecture <discrete> 329
 :SOURCE:DATA:TELEcom:SONet:APSMessages:BRIDge? 329
 :SOURCE:DATA:TELEcom:SONet:APSMessages:BRIDge <numeric> 328
 :SOURCE:DATA:TELEcom:SONet:APSMessages:CHANnel? 328
 :SOURCE:DATA:TELEcom:SONet:APSMessages:CHANnel <numeric> 327

:SOURce:DATA:TELEcom:SONet:APSMessages:DNODE? 331
 :SOURce:DATA:TELEcom:SONet:APSMessages:DNODE <numeric> 331
 :SOURce:DATA:TELEcom:SONet:APSMessages:DOWNload 332
 :SOURce:DATA:TELEcom:SONet:APSMessages:PCODE? 332
 :SOURce:DATA:TELEcom:SONet:APSMessages:PCODE <discrete> 331
 :SOURce:DATA:TELEcom:SONet:APSMessages:RCODE? 331
 :SOURce:DATA:TELEcom:SONet:APSMessages:RCODE <discrete> 330
 :SOURce:DATA:TELEcom:SONet:APSMessages:REQuest? 327
 :SOURce:DATA:TELEcom:SONet:APSMessages:REQuest <discrete> 326
 :SOURce:DATA:TELEcom:SONet:APSMessages:REServed? 329
 :SOURce:DATA:TELEcom:SONet:APSMessages:REServed <numeric> 329
 :SOURce:DATA:TELEcom:SONet:APSMessages:SCODE? 332
 :SOURce:DATA:TELEcom:SONet:APSMessages:SCODE <numeric> 332
 :SOURce:DATA:TELEcom:SONet:APSMessages:SNODE? 331
 :SOURce:DATA:TELEcom:SONet:APSMessages:SNODE <numeric> 331
 :SOURce:DATA:TELEcom:SONet:APSMessages:TOPology:TYPE? 326
 :SOURce:DATA:TELEcom:SONet:APSMessages:TOPology:TYPE <discrete> 326
 :SOURce:DATA:TELEcom:SONet:APSMessages:TOPology? 326
 :SOURce:DATA:TELEcom:SONet:APSMessages:TOPology <discrete> 326
 :SOURce:DATA:TELEcom:SONet:ERROR:APSThreshold:EINterval? 318
 :SOURce:DATA:TELEcom:SONet:ERROR:APSThreshold:EINterval <discrete> 318
 :SOURce:DATA:TELEcom:SONet:ERROR:APSThreshold:NERRors? 318
 :SOURce:DATA:TELEcom:SONet:ERROR:APSThreshold:NERRors <numeric> 317
 :SOURce:DATA:TELEcom:SONet:ERROR:PATH? 316
 :SOURce:DATA:TELEcom:SONet:ERROR:PATH <discrete> 315
 :SOURce:DATA:TELEcom:SONet:ERROR:PHYSical? 315
 :SOURce:DATA:TELEcom:SONet:ERROR:PHYSical <discrete> 315
 :SOURce:DATA:TELEcom:SONet:ERROR:RATE:USER:ACTion? 317
 :SOURce:DATA:TELEcom:SONet:ERROR:RATE:USER:ACTion <boolean> 317
 :SOURce:DATA:TELEcom:SONet:ERROR:RATE:USER? 317
 :SOURce:DATA:TELEcom:SONet:ERROR:RATE:USER <numeric> 317
 :SOURce:DATA:TELEcom:SONet:ERROR:RATE? 316
 :SOURce:DATA:TELEcom:SONet:ERROR:RATE <discrete> 316
 :SOURce:DATA:TELEcom:SONet:ERROR:TRANSport? 315
 :SOURce:DATA:TELEcom:SONet:ERROR:TRANSport <discrete> 315
 :SOURce:DATA:TELEcom:SONet:IDCC? 333
 :SOURce:DATA:TELEcom:SONet:IDCC <discrete> 333
 :SOURce:DATA:TELEcom:SONet:OVERhead:DATA? <numeric>, <numeric>, <discrete> 302
 :SOURce:DATA:TELEcom:SONet:OVERhead:DATA <numeric>, <numeric>, <discrete>, <numeric> 301
 :SOURce:DATA:TELEcom:SONet:OVERhead:DEFault 301
 :SOURce:DATA:TELEcom:SONet:OVERhead:J0:PATtern:ARRAy? 304
 :SOURce:DATA:TELEcom:SONet:OVERhead:J0:PATtern:B16Crc? 303
 :SOURce:DATA:TELEcom:SONet:OVERhead:J0:PATtern:B16Crc <string> 303

:SOURCE:DATA:TELECOM:SONET:OVERHEAD:J0:PATTERN:B64? 304
 :SOURCE:DATA:TELECOM:SONET:OVERHEAD:J0:PATTERN:B64 <string> 303
 :SOURCE:DATA:TELECOM:SONET:OVERHEAD:J0:PATTERN:FIXED? 303
 :SOURCE:DATA:TELECOM:SONET:OVERHEAD:J0:PATTERN:FIXED <numeric> 302
 :SOURCE:DATA:TELECOM:SONET:OVERHEAD:J0:PATTERN? 302
 :SOURCE:DATA:TELECOM:SONET:OVERHEAD:J0:PATTERN <discrete> 302
 :SOURCE:DATA:TELECOM:SONET:OVERHEAD:SBYTE? 304
 :SOURCE:DATA:TELECOM:SONET:OVERHEAD:SBYTE <discrete> 304
 :SOURCE:DATA:TELECOM:SONET:PAYLOAD:FOFFSET? 299
 :SOURCE:DATA:TELECOM:SONET:PAYLOAD:FOFFSET <boolean> 299
 :SOURCE:DATA:TELECOM:SONET:PAYLOAD:OFFSET? 300
 :SOURCE:DATA:TELECOM:SONET:PAYLOAD:OFFSET <numeric> 299
 :SOURCE:DATA:TELECOM:SONET:PAYLOAD? 298
 :SOURCE:DATA:TELECOM:SONET:PAYLOAD <discrete> 298
 :SOURCE:DATA:TELECOM:SONET:POINTER:BURST:ACTION 322
 :SOURCE:DATA:TELECOM:SONET:POINTER:BURST:DIRection? 323
 :SOURCE:DATA:TELECOM:SONET:POINTER:BURST:DIRection <discrete> 323
 :SOURCE:DATA:TELECOM:SONET:POINTER:BURST:SIZE? 323
 :SOURCE:DATA:TELECOM:SONET:POINTER:BURST:SIZE <numeric> 323
 :SOURCE:DATA:TELECOM:SONET:POINTER:NEW:ACTION 323
 :SOURCE:DATA:TELECOM:SONET:POINTER:NEW:FLAG? 324
 :SOURCE:DATA:TELECOM:SONET:POINTER:NEW:FLAG <discrete> 324
 :SOURCE:DATA:TELECOM:SONET:POINTER:NEW:VALue? 324
 :SOURCE:DATA:TELECOM:SONET:POINTER:NEW:VALue <numeric> 324
 :SOURCE:DATA:TELECOM:SONET:POINTER:OFFSet:ACTION? 324
 :SOURCE:DATA:TELECOM:SONET:POINTER:OFFSet:ACTION <boolean> 324
 :SOURCE:DATA:TELECOM:SONET:POINTER:OFFSet:RATE? 325
 :SOURCE:DATA:TELECOM:SONET:POINTER:OFFSet:RATE <numeric> 325
 :SOURCE:DATA:TELECOM:SONET:POINTER:OFFSet? 325
 :SOURCE:DATA:TELECOM:SONET:POINTER:OFFSet <discrete> 325
 :SOURCE:DATA:TELECOM:SONET:POINTER:TRANsmitted? 322
 :SOURCE:DATA:TELECOM:SONET:POINTER:TYPE? 322
 :SOURCE:DATA:TELECOM:SONET:POINTER:TYPE <discrete> 322
 :SOURCE:DATA:TELECOM:SONET:POINTER? 322
 :SOURCE:DATA:TELECOM:SONET:POINTER <discrete> 322
 :SOURCE:DATA:TELECOM:SONET:POVerhead:DATA? <discrete> 305
 :SOURCE:DATA:TELECOM:SONET:POVerhead:DATA <discrete>, <numeric> 305
 :SOURCE:DATA:TELECOM:SONET:POVerhead:H4Sequence? 309
 :SOURCE:DATA:TELECOM:SONET:POVerhead:H4Sequence <discrete> 309
 :SOURCE:DATA:TELECOM:SONET:POVerhead:J1:PATTERN:ARRAy? 306
 :SOURCE:DATA:TELECOM:SONET:POVerhead:J1:PATTERN:B16CRc? 306
 :SOURCE:DATA:TELECOM:SONET:POVerhead:J1:PATTERN:B16CRc <string> 305
 :SOURCE:DATA:TELECOM:SONET:POVerhead:J1:PATTERN:B64? 306

:SOURce:DATA:TELEcom:SONet:POVerhead:J1:PATtern:B64 <string> 306
 :SOURce:DATA:TELEcom:SONet:POVerhead:J1:PATtern? 305
 :SOURce:DATA:TELEcom:SONet:POVerhead:J1:PATtern <discrete> 305
 :SOURce:DATA:TELEcom:SONet:POVerhead:SLABel? 307
 :SOURce:DATA:TELEcom:SONet:POVerhead:SLABel <discrete> 307
 :SOURce:DATA:TELEcom:SONet:RATE? 294
 :SOURce:DATA:TELEcom:SONet:RATE <discrete> 294
 :SOURce:DATA:TELEcom:SONet:SEquence:DATA? <numeric> 312
 :SOURce:DATA:TELEcom:SONet:SEquence:DATA <numeric>, <string> 312
 :SOURce:DATA:TELEcom:SONet:SEquence:DEFAult 311
 :SOURce:DATA:TELEcom:SONet:SEquence:FCOunt? <numeric> 312
 :SOURce:DATA:TELEcom:SONet:SEquence:FCOunt <numeric>, <numeric> 311
 :SOURce:DATA:TELEcom:SONet:SEquence:INCRement 311
 :SOURce:DATA:TELEcom:SONet:SEquence:MODE? 312
 :SOURce:DATA:TELEcom:SONet:SEquence:MODE <discrete> 312
 :SOURce:DATA:TELEcom:SONet:SEquence:OHBYte? 311
 :SOURce:DATA:TELEcom:SONet:SEquence:OHBYte <discrete> 311
 :SOURce:DATA:TELEcom:SONet:SEquence:STS1? 310
 :SOURce:DATA:TELEcom:SONet:SEquence:STS1 <numeric> 310
 :SOURce:DATA:TELEcom:SONet:SEquence:STS3:SElect? 310
 :SOURce:DATA:TELEcom:SONet:SEquence:STS3:SElect <numeric> 310
 :SOURce:DATA:TELEcom:SONet:SEquence? 313
 :SOURce:DATA:TELEcom:SONet:SEquence <discrete> 313
 :SOURce:DATA:TELEcom:SONet:SPE:STRucture? 295
 :SOURce:DATA:TELEcom:SONet:SPE:STRucture <discrete> 295
 :SOURce:DATA:TELEcom:SONet:SPE:TYPE? 297
 :SOURce:DATA:TELEcom:SONet:SPE:TYPE <discrete> 296
 :SOURce:DATA:TELEcom:SONet:STS:MIXed:FOReground? 296
 :SOURce:DATA:TELEcom:SONet:STS:MIXed:FOReground <numeric> 295
 :SOURce:DATA:TELEcom:SONet:STS:MIXed:RESet <discrete> 295
 :SOURce:DATA:TELEcom:SONet:STS:MIXed:TYPE? <numeric> 296
 :SOURce:DATA:TELEcom:SONet:STS:MIXed:TYPE <numeric>, <discrete> 296
 :SOURce:DATA:TELEcom:SONet:STS1:BACKground:PAYLoad:PATtern? 300
 :SOURce:DATA:TELEcom:SONet:STS1:BACKground:PAYLoad:PATtern <discrete> 300
 :SOURce:DATA:TELEcom:SONet:STS1:BACKground? 300
 :SOURce:DATA:TELEcom:SONet:STS1:BACKground <discrete> 300
 :SOURce:DATA:TELEcom:SONet:STS1? 297
 :SOURce:DATA:TELEcom:SONet:STS1 <numeric> 297
 :SOURce:DATA:TELEcom:SONet:STS3? 297
 :SOURce:DATA:TELEcom:SONet:STS3 <numeric> 297
 :SOURce:DATA:TELEcom:SONet:THRumode:COVerwrite? 294
 :SOURce:DATA:TELEcom:SONet:THRumode:COVerwrite <boolean> 294
 :SOURce:DATA:TELEcom:SONet:VT:POVerhead:DATA? <discrete> 308

13 Command Index

:SOURCE:DATA:TELECOM:SONET:VT:POVerhead:DATA? <discrete> 310
:SOURCE:DATA:TELECOM:SONET:VT:POVerhead:DATA <discrete>, <numeric> 307
:SOURCE:DATA:TELECOM:SONET:VT:POVerhead:DATA <discrete>, <numeric> 309
:SOURCE:DATA:TELECOM:SONET:VT:POVerhead:J2:PATtern:ARRAy? 309
:SOURCE:DATA:TELECOM:SONET:VT:POVerhead:J2:PATtern:B16Crc? 309
:SOURCE:DATA:TELECOM:SONET:VT:POVerhead:J2:PATtern:B16Crc <string> 308
:SOURCE:DATA:TELECOM:SONET:VT:POVerhead:J2:PATtern? 308
:SOURCE:DATA:TELECOM:SONET:VT:POVerhead:J2:PATtern <discrete> 308
:SOURCE:DATA:TELECOM:SONET:VT:POVerhead:V5:SLABel? 310
:SOURCE:DATA:TELECOM:SONET:VT:POVerhead:V5:SLABel <numeric> 310
:SOURCE:DATA:TELECOM:SONET:VT:TYPE? 298
:SOURCE:DATA:TELECOM:SONET:VT:TYPE <discrete> 298
:SOURCE:DATA:TELECOM:SONET:VT? 299
:SOURCE:DATA:TELECOM:SONET:VT <numeric> 299
:SOURCE:DATA:TELECOM:SONET:VTGRoup? 299
:SOURCE:DATA:TELECOM:SONET:VTGRoup <numeric> 298
:SOURCE:DATA:TELECOM:SOURCce? 47
:SOURCE:DATA:TELECOM:SPDH:ALARm:PHYSical? 181
:SOURCE:DATA:TELECOM:SPDH:ALARm:PHYSical <discrete> 181
:SOURCE:DATA:TELECOM:SPDH:DS1:ALARm? 183
:SOURCE:DATA:TELECOM:SPDH:DS1:ALARm <discrete> 183
:SOURCE:DATA:TELECOM:SPDH:DS1:ERRor? 178
:SOURCE:DATA:TELECOM:SPDH:DS1:ERRor <discrete> 178
:SOURCE:DATA:TELECOM:SPDH:DS3:ALARm? 183
:SOURCE:DATA:TELECOM:SPDH:DS3:ALARm <discrete> 182
:SOURCE:DATA:TELECOM:SPDH:DS3:ERRor? 178
:SOURCE:DATA:TELECOM:SPDH:DS3:ERRor <discrete> 178
:SOURCE:DATA:TELECOM:SPDH:ERRor:EXZeros:NUMBer? 176
:SOURCE:DATA:TELECOM:SPDH:ERRor:EXZeros:NUMBer <numeric> 176
:SOURCE:DATA:TELECOM:SPDH:ERRor:FRAMe:NERRored? 180
:SOURCE:DATA:TELECOM:SPDH:ERRor:FRAMe:NERRored <numeric> 180
:SOURCE:DATA:TELECOM:SPDH:ERRor:MFRame:NERRored? 180
:SOURCE:DATA:TELECOM:SPDH:ERRor:MFRame:NERRored <numeric> 180
:SOURCE:DATA:TELECOM:SPDH:ERRor:PAYLoad? 176
:SOURCE:DATA:TELECOM:SPDH:ERRor:PAYLoad <discrete> 176
:SOURCE:DATA:TELECOM:SPDH:ERRor:PHYSical? 176
:SOURCE:DATA:TELECOM:SPDH:ERRor:PHYSical <discrete> 176
:SOURCE:DATA:TELECOM:SPDH:ERRor:RATE:USER:ACTion? 180
:SOURCE:DATA:TELECOM:SPDH:ERRor:RATE:USER:ACTion <boolean> 180
:SOURCE:DATA:TELECOM:SPDH:ERRor:RATE:USER? 179
:SOURCE:DATA:TELECOM:SPDH:ERRor:RATE:USER <numeric> 179
:SOURCE:DATA:TELECOM:SPDH:ERRor:RATE? 179
:SOURCE:DATA:TELECOM:SPDH:ERRor:RATE <discrete> 178

:SOURce:DATA:TELeCom:SPDH:FEAC:BURSt? 171
 :SOURce:DATA:TELeCom:SPDH:FEAC:BURSt <numeric> 171
 :SOURce:DATA:TELeCom:SPDH:FEAC:CODE:TYPE? 170
 :SOURce:DATA:TELeCom:SPDH:FEAC:CODE:TYPE <discrete> 170
 :SOURce:DATA:TELeCom:SPDH:FEAC:CODE? 172
 :SOURce:DATA:TELeCom:SPDH:FEAC:CODE <numeric> 172
 :SOURce:DATA:TELeCom:SPDH:FEAC:LOOPback:ACTion? 173
 :SOURce:DATA:TELeCom:SPDH:FEAC:LOOPback:ACTion <discrete> 172
 :SOURce:DATA:TELeCom:SPDH:FEAC:LOOPback:BURSt? <numeric> 173
 :SOURce:DATA:TELeCom:SPDH:FEAC:LOOPback:BURSt <numeric>, <numeric> 173
 :SOURce:DATA:TELeCom:SPDH:FEAC:LOOPback:MESSage? 173
 :SOURce:DATA:TELeCom:SPDH:FEAC:LOOPback:MESSage <numeric> 173
 :SOURce:DATA:TELeCom:SPDH:FEAC:LOOPback:TRANsmit? 174
 :SOURce:DATA:TELeCom:SPDH:FEAC:LOOPback:TRANsmit <boolean> 174
 :SOURce:DATA:TELeCom:SPDH:FEAC:MESSage? 172
 :SOURce:DATA:TELeCom:SPDH:FEAC:MESSage <discrete> 171
 :SOURce:DATA:TELeCom:SPDH:FEAC? 171
 :SOURce:DATA:TELeCom:SPDH:FEAC <discrete> 170
 :SOURce:DATA:TELeCom:SPDH:INBand:CODE? 168
 :SOURce:DATA:TELeCom:SPDH:INBand:CODE <discrete> 167
 :SOURce:DATA:TELeCom:SPDH:INBand:FBIT? 168
 :SOURce:DATA:TELeCom:SPDH:INBand:FBIT <boolean> 168
 :SOURce:DATA:TELeCom:SPDH:INBand:USER? <numeric> 168
 :SOURce:DATA:TELeCom:SPDH:INBand:USER <numeric>, <numeric> 168
 :SOURce:DATA:TELeCom:SPDH:INBand? 167
 :SOURce:DATA:TELeCom:SPDH:INBand <discrete> 167
 :SOURce:DATA:TELeCom:SPDH:M140:ALARm? 181
 :SOURce:DATA:TELeCom:SPDH:M140:ALARm <discrete> 181
 :SOURce:DATA:TELeCom:SPDH:M140:ERRor? 177
 :SOURce:DATA:TELeCom:SPDH:M140:ERRor <discrete> 176
 :SOURce:DATA:TELeCom:SPDH:M140:SPARe? 164
 :SOURce:DATA:TELeCom:SPDH:M140:SPARe <numeric> 164
 :SOURce:DATA:TELeCom:SPDH:M2:ALARm? 182
 :SOURce:DATA:TELeCom:SPDH:M2:ALARm <discrete> 182
 :SOURce:DATA:TELeCom:SPDH:M2:CASMfm? 167
 :SOURce:DATA:TELeCom:SPDH:M2:CASMfm <numeric> 167
 :SOURce:DATA:TELeCom:SPDH:M2:ERRor? 177
 :SOURce:DATA:TELeCom:SPDH:M2:ERRor <discrete> 177
 :SOURce:DATA:TELeCom:SPDH:M2:NFASt? 166
 :SOURce:DATA:TELeCom:SPDH:M2:NFASt <numeric> 165
 :SOURce:DATA:TELeCom:SPDH:M2:SASequence:BIT? 166
 :SOURce:DATA:TELeCom:SPDH:M2:SASequence:BIT <numeric> 166
 :SOURce:DATA:TELeCom:SPDH:M2:SASequence:PATtern? 166

13 Command Index

:SOURce:DATA:TELecom:SPDH:M2:SASequence:PATtern <numeric> 166
:SOURce:DATA:TELecom:SPDH:M2:SASequence? 166
:SOURce:DATA:TELecom:SPDH:M2:SASequence <boolean> 166
:SOURce:DATA:TELecom:SPDH:M2:SI? 165
:SOURce:DATA:TELecom:SPDH:M2:SI <numeric> 165
:SOURce:DATA:TELecom:SPDH:M2:SIE? 165
:SOURce:DATA:TELecom:SPDH:M2:SIE <numeric> 165
:SOURce:DATA:TELecom:SPDH:M34:ALARm? 181
:SOURce:DATA:TELecom:SPDH:M34:ALARm <discrete> 181
:SOURce:DATA:TELecom:SPDH:M34:ERRor? 177
:SOURce:DATA:TELecom:SPDH:M34:ERRor <discrete> 177
:SOURce:DATA:TELecom:SPDH:M34:SPARe? 165
:SOURce:DATA:TELecom:SPDH:M34:SPARe <numeric> 164
:SOURce:DATA:TELecom:SPDH:M8:ALARm? 182
:SOURce:DATA:TELecom:SPDH:M8:ALARm <discrete> 182
:SOURce:DATA:TELecom:SPDH:M8:ERRor? 177
:SOURce:DATA:TELecom:SPDH:M8:ERRor <discrete> 177
:SOURce:DATA:TELecom:SPDH:M8:SPARe? 165
:SOURce:DATA:TELecom:SPDH:M8:SPARe <numeric> 165
:SOURce:DATA:TELecom:SPDH:OUTBand:BURSt? 170
:SOURce:DATA:TELecom:SPDH:OUTBand:BURSt <numeric> 170
:SOURce:DATA:TELecom:SPDH:OUTBand:CODE? 169
:SOURce:DATA:TELecom:SPDH:OUTBand:CODE <discrete> 169
:SOURce:DATA:TELecom:SPDH:OUTBand:USER? 170
:SOURce:DATA:TELecom:SPDH:OUTBand:USER <numeric> 169
:SOURce:DATA:TELecom:SPDH:OUTBand? 169
:SOURce:DATA:TELecom:SPDH:OUTBand <discrete> 168
:SOURce:DATA:TELecom:SPDH:PAYLoad:FRAMing? 157
:SOURce:DATA:TELecom:SPDH:PAYLoad:FRAMing <discrete> 156
:SOURce:DATA:TELecom:SPDH:PAYLoad:STRucture? 157
:SOURce:DATA:TELecom:SPDH:PAYLoad:STRucture <discrete> 157
:SOURce:DATA:TELecom:SPDH:RATE? 156
:SOURce:DATA:TELecom:SPDH:RATE <discrete> 156
:SOURce:DATA:TELecom:SPDH:TSIGnal:BACKground? 162
:SOURce:DATA:TELecom:SPDH:TSIGnal:BACKground <discrete> 162
:SOURce:DATA:TELecom:SPDH:TSIGnal:FRAMing? 159
:SOURce:DATA:TELecom:SPDH:TSIGnal:FRAMing <discrete> 158
:SOURce:DATA:TELecom:SPDH:TSIGnal:RATE? 158
:SOURce:DATA:TELecom:SPDH:TSIGnal:RATE <discrete> 158
:SOURce:DATA:TELecom:SPDH:TSIGnal:TIMing? 158
:SOURce:DATA:TELecom:SPDH:TSIGnal:TIMing <discrete> 158
:SOURce:DATA:TELecom:SPDH:TSIGnal:TRIButary:DS1? 160
:SOURce:DATA:TELecom:SPDH:TSIGnal:TRIButary:DS1 <numeric> 160

:SOURce:DATA:TELeCom:SPDH:TSIGnal:TRIButary:DS2? 160
 :SOURce:DATA:TELeCom:SPDH:TSIGnal:TRIButary:DS2 <numeric> 160
 :SOURce:DATA:TELeCom:SPDH:TSIGnal:TRIButary:M2? 160
 :SOURce:DATA:TELeCom:SPDH:TSIGnal:TRIButary:M2 <numeric> 159
 :SOURce:DATA:TELeCom:SPDH:TSIGnal:TRIButary:M34? 159
 :SOURce:DATA:TELeCom:SPDH:TSIGnal:TRIButary:M34 <numeric> 159
 :SOURce:DATA:TELeCom:SPDH:TSIGnal:TRIButary:M8? 159
 :SOURce:DATA:TELeCom:SPDH:TSIGnal:TRIButary:M8 <numeric> 159
 :SOURce:DATA:TELeCom:SPDH:TSIGnal:TSLot:DS1:K56? 160
 :SOURce:DATA:TELeCom:SPDH:TSIGnal:TSLot:DS1:K56 <numeric> 160
 :SOURce:DATA:TELeCom:SPDH:TSIGnal:TSLot:DS1:K56Xn? 162
 :SOURce:DATA:TELeCom:SPDH:TSIGnal:TSLot:DS1:K56Xn <numeric> 162
 :SOURce:DATA:TELeCom:SPDH:TSIGnal:TSLot:DS1:K64? 161
 :SOURce:DATA:TELeCom:SPDH:TSIGnal:TSLot:DS1:K64 <numeric> 161
 :SOURce:DATA:TELeCom:SPDH:TSIGnal:TSLot:DS1:K64Xn? 162
 :SOURce:DATA:TELeCom:SPDH:TSIGnal:TSLot:DS1:K64Xn <numeric> 161
 :SOURce:DATA:TELeCom:SPDH:TSIGnal:TSLot:M2:K64? 161
 :SOURce:DATA:TELeCom:SPDH:TSIGnal:TSLot:M2:K64 <numeric> 161
 :SOURce:DATA:TELeCom:SPDH:TSIGnal:TSLot:M2:K64Xn? 161
 :SOURce:DATA:TELeCom:SPDH:TSIGnal:TSLot:M2:K64Xn <numeric> 161
 :SOURce:DATA:TELeCom:SPDH:TSLot:SIGNaling:DATA:DS1:D4? 163
 :SOURce:DATA:TELeCom:SPDH:TSLot:SIGNaling:DATA:DS1:D4 <numeric> 163
 :SOURce:DATA:TELeCom:SPDH:TSLot:SIGNaling:DATA:DS1:ESF? 163
 :SOURce:DATA:TELeCom:SPDH:TSLot:SIGNaling:DATA:DS1:ESF <numeric> 163
 :SOURce:DATA:TELeCom:SPDH:TSLot:SIGNaling:DATA:DS1:NOFBit? 164
 :SOURce:DATA:TELeCom:SPDH:TSLot:SIGNaling:DATA:DS1:NOFBit <numeric> 163
 :SOURce:DATA:TELeCom:SPDH:TSLot:SIGNaling:DATA:DS1:SLC96? 164
 :SOURce:DATA:TELeCom:SPDH:TSLot:SIGNaling:DATA:DS1:SLC96 <string> 164
 :SOURce:DATA:TELeCom:SPDH:TSLot:SIGNaling:DATA:M2? 163
 :SOURce:DATA:TELeCom:SPDH:TSLot:SIGNaling:DATA:M2 <numeric> 163
 :SOURce:DATA:TELeCom:TFUNction:DISable 53
 :SOURce:DATA:TELeCom:THRU? 47
 :SOURce:DATA:TELeCom:THRU <boolean> 47
 :SOURce:DATA:TELeCom:UNFRamed:ERRor:GROup? 373
 :SOURce:DATA:TELeCom:UNFRamed:ERRor:GROup <discrete> 373
 :SOURce:DATA:TELeCom:UNFRamed:ERRor:PATtern? 373
 :SOURce:DATA:TELeCom:UNFRamed:ERRor:PATtern <discrete> 373
 :SOURce:DATA:TELeCom:UNFRamed:ERRor:RATE:USER:ACTion? 375
 :SOURce:DATA:TELeCom:UNFRamed:ERRor:RATE:USER:ACTion <boolean> 374
 :SOURce:DATA:TELeCom:UNFRamed:ERRor:RATE:USER? 374
 :SOURce:DATA:TELeCom:UNFRamed:ERRor:RATE:USER <numeric> 374
 :SOURce:DATA:TELeCom:UNFRamed:ERRor:RATE? 374
 :SOURce:DATA:TELeCom:UNFRamed:ERRor:RATE <discrete> 373

13 Command Index

:SOURce:DATA:TELEcom:UNFRamed:RATE? 372
:SOURce:DATA:TELEcom:UNFRamed:RATE <discrete> 372
:STATus:[Status Register]:CONDition? 87
:STATus:[Status Register]:ENABle? 86
:STATus:[Status Register]:ENABle <numeric> 86
:STATus:[Status Register]:EVENT? 87
:STATus:[Status Register]:NTRansition 86
:STATus:[Status Register]:NTRansition? 87
:STATus:[Status Register]:PTRansition? 86
:STATus:[Status Register]:PTRansition <numeric> 86
:SYSTem:CONF? 89
:SYSTem:CONF <block> 89
:SYSTem:DATE? <numeric>, <numeric> 88
:SYSTem:DATE <numeric>, <numeric>, <numeric> 88
:SYSTem:ERRor? 90
:SYSTem:GPIB:ADDRes? 91
:SYSTem:GPIB:ADDRes <numeric> 90
:SYSTem:LOCal 88
:SYSTem:LOGGing:AUTO? 93
:SYSTem:LOGGing:AUTO <boolean> 93
:SYSTem:NETWork:GATeway? 93
:SYSTem:NETWork:GATeway <string> 93
:SYSTem:NETWork:IP? 93
:SYSTem:NETWork:IP <string> 92
:SYSTem:NETWork:MASK? 93
:SYSTem:NETWork:MASK <string> 93
:SYSTem:PRESet 89
:SYSTem:REMCtrl:CONNector? 90
:SYSTem:REMCtrl:CONNector <discrete> 90
:SYSTem:REMCtrl:MODE? 90
:SYSTem:REMCtrl:MODE <discrete> 90
:SYSTem:REMote 89
:SYSTem:RS232:BAUDrate? 91
:SYSTem:RS232:BAUDrate <numeric> 91
:SYSTem:RS232:DATABits? 91
:SYSTem:RS232:DATABits <numeric> 91
:SYSTem:RS232:HANDShaking? 92
:SYSTem:RS232:HANDShaking <discrete> 92
:SYSTem:RS232:PARity? 92
:SYSTem:RS232:PARity <discrete> 92
:SYSTem:RS232:STOPbits? 92
:SYSTem:RS232:STOPbits <numeric> 91
:SYSTem:SERial? 89

```

:SYSTem:TIME? <numeric>, <numeric> 88
:SYSTem:TIME <numeric>, <numeric>, <numeric> 88
:SYSTem:TRIGger:RECEive:ALARm:OTN? 151
:SYSTem:TRIGger:RECEive:ALARm:OTN <discrete> 150
:SYSTem:TRIGger:RECEive:ALARm:SDH:PATH? 288
:SYSTem:TRIGger:RECEive:ALARm:SDH:PATH <discrete> 288
:SYSTem:TRIGger:RECEive:ALARm:SDH:SECTion? 288
:SYSTem:TRIGger:RECEive:ALARm:SDH:SECTion <discrete> 288
:SYSTem:TRIGger:RECEive:ALARm:SDH:TCM? 289
:SYSTem:TRIGger:RECEive:ALARm:SDH:TCM <discrete> 289
:SYSTem:TRIGger:RECEive:ALARm:SONet:PATH? 367
:SYSTem:TRIGger:RECEive:ALARm:SONet:PATH <discrete> 367
:SYSTem:TRIGger:RECEive:ALARm:SONet:TRANsport? 367
:SYSTem:TRIGger:RECEive:ALARm:SONet:TRANsport <discrete> 366
:SYSTem:TRIGger:RECEive:ALARm:STANdard? 97
:SYSTem:TRIGger:RECEive:ALARm:STANdard <discrete> 97
:SYSTem:TRIGger:RECEive:ERRor:OTN? 150
:SYSTem:TRIGger:RECEive:ERRor:OTN <discrete> 150
:SYSTem:TRIGger:RECEive:ERRor:SDH:PATH? 287
:SYSTem:TRIGger:RECEive:ERRor:SDH:PATH <discrete> 287
:SYSTem:TRIGger:RECEive:ERRor:SDH:SECTion? 287
:SYSTem:TRIGger:RECEive:ERRor:SDH:SECTion <discrete> 287
:SYSTem:TRIGger:RECEive:ERRor:SDH:TCM? 288
:SYSTem:TRIGger:RECEive:ERRor:SDH:TCM <discrete> 287
:SYSTem:TRIGger:RECEive:ERRor:SONet:PATH? 366
:SYSTem:TRIGger:RECEive:ERRor:SONet:PATH <discrete> 366
:SYSTem:TRIGger:RECEive:ERRor:SONet:TRANsport? 366
:SYSTem:TRIGger:RECEive:ERRor:SONet:TRANsport <discrete> 366
:SYSTem:TRIGger:RECEive:ERRor:STANdard? 97
:SYSTem:TRIGger:RECEive:ERRor:STANdard <discrete> 96
:SYSTem:TRIGger:RECEive:FRAMe? 96
:SYSTem:TRIGger:RECEive:FRAMe <discrete> 96
:SYSTem:TRIGger:RECEive? 96
:SYSTem:TRIGger:RECEive <discrete> 96
:SYSTem:TRIGger:TRANsmit:FRAMe? 95
:SYSTem:TRIGger:TRANsmit:FRAMe <discrete> 95
:SYSTem:TRIGger:TRANsmit? 95
:SYSTem:TRIGger:TRANsmit <discrete> 95
:SYSTem:VERSion? 89

```


In This Book

This book contains the information required for remote control of the OmniBER OTN.

Printed in U.K. 01/03
J7230-90031



Agilent Technologies